



SALES BROCHURE

售樓說明書



You are advised to take the following steps before purchasing first-hand residential properties.

For all first-hand residential properties

#### 1. Important information

- Make reference to the materials available on the Sales of First-hand Residential Properties Electronic Platform (SRPE) ([www.srpe.gov.hk](http://www.srpe.gov.hk)) on the first-hand residential property market.
- Study the information on the website designated by the vendor for the development, including the sales brochure, price lists, documents containing the sales arrangements, and the register of transactions of a development.
- Sales brochure for a development will be made available to the general public at least 7 days immediately before a date of sale while price list and sales arrangements will be made available at least 3 days immediately before the date of sale.
- Information on transactions can be found on the register of transactions on the website designated by the vendor for the development and the SRPE.

#### 2. Fees, mortgage loan and property price

- Calculate the total expenses of the purchase, such as solicitors' fees, mortgage charges, insurance fees and stamp duties.
- Check with banks to find out if you will be able to obtain the needed mortgage loan, select the appropriate payment method and calculate the amount of the mortgage loan to ensure it is within your repayment ability.
- Check recent transaction prices of comparable properties for comparison.
- Check with the vendor or the estate agent the estimated management fee, the amount of management fee payable in advance (if any), special fund payable (if any), the amount of reimbursement of the deposits for water, electricity and gas (if any), and/or the amount of debris removal fee (if any) you have to pay to the vendor or the manager of the development.

#### 3. Price list, payment terms and other financial incentives

- Vendors may not offer to sell all the residential properties that are covered in a price list. To know which residential properties the vendors may offer to sell, pay attention to the sales arrangements which will be announced by the vendors at least 3 days before the relevant residential properties are offered to be sold.
- Pay attention to the terms of payment as set out in a price list. If there are discounts on the price, gift, or any financial advantage or benefit to be made available in connection with the purchase of the residential properties, such information will also be set out in the price list.
- If you intend to opt for any mortgage loan plans offered by financial institutions specified by the vendor, before entering into a preliminary agreement for sale and purchase (PASP), you must study the details of various mortgage loan plans<sup>1</sup> as set out in the price list concerned. If you have any questions about these mortgage loan plans, you should check with the financial institutions concerned direct before entering into a PASP.

#### 4. Property area and its surroundings

- Pay attention to the area information in the sales brochure and price list, and price per square foot/metre in the price list. According to the Residential Properties (First-hand Sales) Ordinance (Cap. 621) (the Ordinance), vendors

can only present the area and price per square foot and per square metre of a residential property using saleable area. Saleable area, in relation to a residential property, means the floor area of the residential property, and includes the floor area of every one of the following to the extent that it forms part of the residential property - (i) a balcony; (ii) a utility platform; and (iii) a verandah. The saleable area excludes the area of the following which forms part of the residential property - air-conditioning plant room; bay window; cockloft; flat roof; garden; parking space; roof; stairhood; terrace and yard.

- Floor plans of all residential properties in the development have to be shown in the sales brochure. In a sales brochure, floor plans of residential properties in the development must state the external and internal dimensions of each residential property<sup>2</sup>. The external and internal dimensions of residential properties as provided in the sales brochure exclude plaster and finishes. You are advised to note this if you want to buy furniture before handing over of the residential property.
- Visit the development site and get to know the surroundings of the property (including transportation and community facilities). Check town planning proposals and decisions which may affect the property. Take a look at the location plan, aerial photograph, outline zoning plan and cross-section plan that are provided in the sales brochure.

#### 5. Sales brochure

- Ensure that the sales brochure obtained is the latest version. According to the Ordinance, the sales brochure made available to the public should be printed or examined, or examined and revised within the previous 3 months.
- In respect of an uncompleted development, the vendor may alter the building plans (if any) whenever the vendor considers necessary. To know the latest information of an uncompleted development, keep paying attention to any revised sales brochures made available by the vendor.
- Read through the sales brochure and in particular, check the following information in the sales brochure -
  - whether there is a section on “relevant information” in the sales brochure, under which information on any matter that is known to the vendor but is not known to the general public, and is likely to materially affect the enjoyment of a residential property will be set out. Please note that information contained in a document that has been registered with the Land Registry will not be regarded as “relevant information”;
  - the cross-section plan showing a cross-section of the building in relation to every street adjacent to the building, and the level of every such street in relation to a known datum and to the level of the lowest residential floor of the building. This will help you visualize the difference in height between the lowest residential floor of a building and the street level, regardless of how that lowest residential floor is named;
  - interior and exterior fittings and finishes and appliances;
  - the basis on which management fees are shared;
  - whether individual owners have obligations or need to share the expenses for managing, operating and maintaining the public open space or public facilities inside or outside the development, and the location of the public open space or public facilities; and
  - whether individual owners have responsibility to maintain slopes.

#### 6. Government land grant and deed of mutual covenant (DMC)

- Read the Government land grant and the DMC (or the draft DMC). Information such as ownership of the rooftop and external walls can be found in the DMC.

The vendor will provide copies of the Government land grant and the DMC (or the draft DMC) at the place where the sale is to take place for free inspection by prospective purchasers.

- Check the Government land grant on whether individual owners are liable to pay Government rent.
- Check the DMC on whether animals can be kept in the residential property.

#### 7. Information on Availability of Residential Properties for Selection at Sales Office

- Check with the vendor which residential properties are available for selection. If a “consumption table” is displayed by the vendor at the sales office, you may check from the table information on the progress of sale on a date of sale, including which residential properties are offered for sale at the beginning of that date of sale and which of them have been selected and sold during that date of sale.
- Do not believe in rumours about the sales condition of the development and enter into a PASP rashly.

#### 8. Register of Transactions

- Pay attention to the register of transactions for a development. A vendor must, within 24 hours after entering into a PASP with a purchaser, enter transaction information of the PASP in the register of transactions. The vendor must, within 1 working day after entering into an agreement for sale and purchase (ASP), enter transaction information of the ASP in the register of transactions. Check the register of transactions for the concerned development to learn more about the sales condition of the development.
- Never take the number of registrations of intent or cashier orders a vendor has received for the purpose of registration as an indicator of the sales volume

<sup>1</sup> The details of various mortgage loan plans include the requirements for mortgagors on minimum income level, the loan limit under the first mortgage and second mortgage, the maximum loan repayment period, the change of mortgage interest rate throughout the entire repayment period, and the payment of administrative fees.

<sup>2</sup> According to section 10(2)(d) in Part 1 of Schedule 1 to the Ordinance, each of the floor plans of the residential properties in the development in the sales brochure must state the following—

- (i) the external dimensions of each residential property;
- (ii) the internal dimensions of each residential property;
- (iii) the thickness of the internal partitions of each residential property;
- (iv) the external dimensions of individual compartments in each residential property.

According to section 10(3) in Part 1 of Schedule 1 to the Ordinance, if any information required by section 10(2)(d) in Part 1 of Schedule 1 to the Ordinance is provided in the approved building plans for the development, a floor plan must state the information as so provided.

# Notes to Purchasers of First-hand Residential Properties

## 一手住宅物業買家須知

of a development. The register of transactions for a development is the most reliable source of information from which members of the public can grasp the daily sales condition of the development.

### 9. Agreement for sale and purchase

- Ensure that the PASP and ASP include the mandatory provisions as required by the Ordinance.
- Pay attention that fittings, finishes and appliances to be included in the sale and purchase of the property are inserted in the PASP and ASP.
- Pay attention to the area plan annexed to the ASP which shows the total area which the vendor is selling to you. The total area which the vendor is selling to you is normally greater than the saleable area of the property.
- Pay attention to the vendor's right to alter the building plans (if any) for an uncompleted development. The mandatory provisions to be incorporated in an ASP for uncompleted development as required by the Ordinance include a provision requiring the vendor to notify the purchaser in writing of such alteration if the same affects in any way the property within 14 days after its having been approved by the Building Authority.
- A preliminary deposit of **5%** of the purchase price is payable by you to the owner (i.e. the seller) on entering into a PASP.
- If you do not execute the ASP within **5 working days** (working day means a day that is not a general holiday or a Saturday or a black rainstorm warning day or gale warning day) after entering into the PASP, the PASP is terminated, the preliminary deposit (i.e. 5% of the purchase price) is forfeited, and the owner (i.e. the seller) does not have any further claim against you for not executing the ASP.
- If you execute the ASP within 5 working days after the signing of the PASP, the owner (i.e. the seller) must execute the ASP within 8 working days after entering into the PASP.
- The deposit should be made payable to the solicitors' firm responsible for stakeholding purchasers' payments for the property.

### 10. Expression of intent of purchasing a residential property

- Note that vendors (including their authorized representative(s)) should not seek or accept any specific or general expression of intent of purchasing any residential property before the relevant price lists for such properties are made available to the public. You therefore should not make such an offer to the vendors or their authorized representative(s).
- Note that vendors (including their authorized representative(s)) should not seek or accept any specific expression of intent of purchasing a particular residential property before the sale of the property has commenced. You therefore should not make such an offer to the vendors or their authorized representative(s).

### 11. Appointment of estate agent

- Note that if the vendor has appointed one or more than one estate agents to act in the sale of any specified residential property in the development, the price list for the development must set out the name of all the estate agents so appointed as at the date of printing of the price list.
- You may appoint any estate agent (not necessarily from those estate agency companies appointed by the vendor) to act in the purchase of any specified residential property in the development, and may also not appoint any estate agent to act on your behalf.
- Before you appoint an estate agent to look for a property, you should -
  - find out whether the agent will act on your behalf only. If the agent also

acts for the vendor, he/she may not be able to protect your best interests in the event of a conflict of interest;

- find out whether any commission is payable by you to the estate agent and, if so, its amount and the time of payment; and
- note that only licensed estate agents or salespersons may accept your appointment. If in doubt, you should request the estate agent or salesperson to produce his/her Estate Agent Card, or check the Licence List on the Estate Agents Authority website: [www.eaa.org.hk](http://www.eaa.org.hk).

### 12. Appointment of solicitor

- Consider appointing your own solicitor to protect your interests. If the solicitor also acts for the vendor, he/she may not be able to protect your best interests in the event of a conflict of interest.
- Compare the charges of different solicitors.

#### For first-hand uncompleted residential properties

### 13. Pre-sale Consent

- For uncompleted residential property under the Lands Department Consent Scheme, seek confirmation from the vendor whether the "Pre-sale Consent" has been issued by the Lands Department for the development.

### 14. Show flats

- While the vendor is not required to make any show flat available for viewing by prospective purchasers or the general public, if the vendor wishes to make available show flats of a specified residential property, the vendor must first of all make available an unmodified show flat of that residential property and that, having made available such unmodified show flat, the vendor may then make available a modified show flat of that residential property. In this connection, the vendor is allowed to make available more than one modified show flat of that residential property.
- If you visit the show flats, you should always look at the unmodified show flats for comparison with the modified show flats. That said, the Ordinance does not restrict the discretion of the vendor in arranging the sequence of the viewing of unmodified and modified show flats.
- Sales brochure of the development should have been made available to the public when the show flat is made available for viewing. You are advised to get a copy of the sales brochure and make reference to it when viewing the show flats.
- You may take measurements in modified and unmodified show flats, and take photographs or make video recordings of unmodified show flats, subject to reasonable restriction(s) which may be set by the vendor for ensuring safety of the persons viewing the show flat.

#### For first-hand uncompleted residential properties and completed residential properties pending compliance

### 15. Estimated material date and handing over date

- Check the estimated material date<sup>3</sup> for the development in the sales brochure.
  - The estimated material date for a development in the sales brochure is not the same as the date on which a residential property is handed over to purchaser. The latter is normally later than the former. However, the

handing over date may be earlier than the estimated material date set out in the sales brochure in case of earlier completion of the development.

### • Handing over date

- The mandatory provisions to be incorporated in an ASP as required by the Ordinance include a provision requiring the vendor to apply in writing for an Occupation Document/a Certificate of Compliance or the Director of Lands' Consent to Assign (as the case may be) in respect of the development within 14 days after the estimated material date as stipulated in the ASP.
  - For development subject to the Lands Department Consent Scheme, the vendor is required to notify the purchaser in writing that the vendor is in a position validly to assign the property within one month after the issue of the Certificate of Compliance or the Consent to Assign, whichever first happens; or
    - For development not subject to the Lands Department Consent Scheme, the vendor is required to notify the purchaser in writing that the vendor is in a position validly to assign the property within 6 months after the issue of the Occupation Document including Occupation Permit.
  - The mandatory provisions to be incorporated in an ASP as required by the Ordinance include a provision requiring completion of the sale and purchase within 14 days after the date of the notification aforesaid. Upon completion, the vendor shall arrange handover of the property to the purchaser.
- Authorized Person (AP) may grant extension(s) of time for completion of the development beyond the estimated material date.
  - The mandatory provisions to be incorporated in an ASP as required by the Ordinance include a provision that the AP of a development may grant an extension of time for completion of the development beyond the estimated material date having regard to delays caused exclusively by any one or more of the following reasons:
    - strike or lock-out of workmen;
    - riots or civil commotion;
    - force majeure or Act of God;
    - fire or other accident beyond the vendor's control;
    - war; or
    - inclement weather.
  - The AP may grant more than once such an extension of time depending on the circumstances. That means handover of the property may be delayed.
  - The mandatory provisions to be incorporated in an ASP as required by the Ordinance also include a provision requiring the vendor to, within 14 days after the issue of an extension of time granted by the AP, furnish the purchaser with a copy of the relevant certificate of extension.
- Ask the vendor if there are any questions on handing over date.

<sup>3</sup> Generally speaking, "material date" means the date on which the conditions of the land grant are complied with in respect of the development, or the date on which the development is completed in all respects in compliance with the approved building plans or the conditions subject to which the certificate of exemption is issued. For details, please refer to section 2 of the Ordinance.

### For first-hand completed residential properties

#### 16. Vendor's information form

- Ensure that you obtain the “vendor's information form(s)” printed within the previous 3 months in relation to the residential property/properties you intend to purchase.

#### 17. Viewing of property

- Ensure that, before you purchase a residential property, you are arranged to view the residential property that you would like to purchase or, if it is not reasonably practicable to view the property in question, a comparable property in the development, unless you agree in writing that the vendor is not required to arrange such a comparable property for viewing for you. You are advised to think carefully before signing any waiver.
- You may take measurements, take photographs or make video recordings of the property, unless the property is held under a tenancy or reasonable restriction(s) is/are needed to ensure safety of the persons viewing the property.

For complaints and enquiries relating to the sales of first-hand residential properties by the vendors which the Ordinance applies, please contact the Sales of First-hand Residential Properties Authority -

Website	: <a href="http://www.srpa.gov.hk">www.srpa.gov.hk</a>
Telephone	: 2817 3313
Email	: <a href="mailto:enquiry_srpa@hd.gov.hk">enquiry_srpa@hd.gov.hk</a>
Fax	: 2219 2220

#### Other useful contacts:

Consumer Council	
Website	: <a href="http://www.consumer.org.hk">www.consumer.org.hk</a>
Telephone	: 2929 2222
Email	: <a href="mailto:cc@consumer.org.hk">cc@consumer.org.hk</a>
Fax	: 2856 3611

Estate Agents Authority	
Website	: <a href="http://www.eaa.org.hk">www.eaa.org.hk</a>
Telephone	: 2111 2777
Email	: <a href="mailto:enquiry@eaa.org.hk">enquiry@eaa.org.hk</a>
Fax	: 2598 9596

Real Estate Developers Association of Hong Kong	
Telephone	: 2826 0111
Fax	: 2845 2521

Sales of First-hand Residential Properties Authority  
March 2023



## 一手住宅物業買家須知

您在購置一手住宅物業之前，應留意下列事項：

適用於所有一手住宅物業

### 1. 重要資訊

- 瀏覽一手住宅物業銷售資訊網（下稱「銷售資訊網」）（網址：www.srpe.gov.hk），參考「銷售資訊網」內有關一手住宅物業的市場資料。
- 閱覽賣方就該發展項目所指定的互聯網網站內的有關資訊，包括售樓說明書、價單、載有銷售安排的文件，及成交紀錄冊。
- 發展項目的售樓說明書，會在該項目的出售日期前最少七日向公眾發布，而有關價單和銷售安排，亦會在該項目的出售日期前最少三日公布。
- 在賣方就有關發展項目所指定的互聯網網站，以及「銷售資訊網」內，均載有有關物業成交資料的成交紀錄冊，以供查閱。

### 2. 費用、按揭貸款和樓價

- 計算置業總開支，包括律師費、按揭費用、保險費，以及印花稅。
- 向銀行查詢可否取得所需的按揭貸款，然後選擇合適的還款方式，並小心計算按揭貸款金額，以確保貸款額沒有超出本身的負擔能力。
- 查閱同類物業最近的成交價格，以作比較。
- 向賣方或地產代理瞭解，您須付予賣方或該發展項目的管理人的預計的管理費、管理費上期金額（如有）、特別基金金額（如有）、補還的水、電力及氣體按金（如有），以及／或清理廢料的費用（如有）。

### 3. 價單、支付條款，以及其他財務優惠

- 賣方未必會把價單所涵蓋的住宅物業悉數推售，因此應留意有關的銷售安排，以了解賣方會推售的住宅物業為何。賣方會在有關住宅物業推售日期前最少三日公布銷售安排。
- 留意價單所載列的支付條款。倘買家可就購置有關住宅物業而連帶獲得價格折扣、贈品，或任何財務優惠或利益，上述資訊亦會在價單內列明。
- 如您擬選用由賣方指定的財務機構提供的各類按揭貸款計劃，在簽訂臨時買賣合約前，應先細閱有關價單內列出的按揭貸款計劃資料<sup>1</sup>。如就該些按揭貸款計劃的詳情有任何疑問，應在簽訂臨時買賣合約前，直接向有關財務機構查詢。

### 4. 物業的面積及四周環境

- 留意載於售樓說明書和價單內的物業面積資料，以及載於價單內的每平方呎／每平方米售價。根據《一手住宅物業銷售條例》（第621章）（下稱「條例」），賣方只可以實用面積表達住宅物業的面積和每平方呎及平方米的售價。就住宅物業而言，實用面積指該住宅物業的樓面面積，包括在構成該物業的一部分的範圍內的以下每一項目的樓面面積：(i)露台；(ii)工作平台；以及(iii)陽台。實用面積並不包括空調機房、窗台、閣樓、平台、花園、停車位、天台、梯屋、前庭及庭院的每一項目的面積，即使該些項目構成該物業的一部分的範圍。
- 售樓說明書必須顯示發展項目中所有住宅物業的樓面平面圖。在售樓說明書所載有關發展項目中住宅物業的每一份樓面平面圖，均須述明每個住宅物業的外部及內部尺寸<sup>2</sup>。售樓說明書所提供有關住宅物業外部及內部的尺寸，不會把批盪和裝飾物料包括在內。買家收樓前如欲購置家具，應留意這點。
- 親臨發展項目的所在地實地視察，以了解有關物業的四周環境（包括

交通和社區設施）；亦應查詢有否任何城市規劃方案和議決，會對有關的物業造成影響；參閱載於售樓說明書內的位置圖、鳥瞰照片、分區計劃大綱圖，以及橫截面圖。

### 5. 售樓說明書

- 確保所取得的售樓說明書屬最新版本。根據條例，提供予公眾的售樓說明書必須是在之前的三個月之內印製或檢視、或檢視及修改。
- 如屬未落成發展項目，賣方在認為有需要時可改動建築圖則（如有的話），因此應留意由賣方提供的任何經修改的售樓說明書，以了解有關未落成發展項目的最新資料。
- 閱覽售樓說明書，並須特別留意以下資訊 -
  - 售樓說明書內有否關於「有關資料」的部分，列出賣方知悉但並非為一般公眾人士所知悉，關於相當可能對享用有關住宅物業造成重大影響的事宜的資料。請注意，已在土地註冊處註冊的文件，其內容不會被視為「有關資料」；
  - 橫截面圖會顯示有關建築物相對毗連該建築物的每條街道的橫截面，以及每條上述街道與已知基準面和該建築物最低的一層住宅樓層的水平相對的水平。橫截面圖能以圖解形式，顯示出建築物最低一層住宅樓層和街道水平的高低差距，不論該最低住宅樓層以何種方式命名；
  - 室內和外部的裝置、裝修物料和設備；
  - 管理費按甚麼基準分擔；
  - 小業主有否責任或需要分擔管理、營運或維持有關發展項目以內或以外的公眾休憩用地或公共設施的開支，以及有關公眾休憩用地或公共設施的位置；以及
  - 小業主是否須要負責維修斜坡。

### 6. 政府批地文件和公契

- 閱覽政府批地文件和公契（或公契擬稿）。公契內載有天台和外牆業權等相關資料。賣方會在售樓處提供政府批地文件和公契（或公契擬稿）的複本，供準買家免費閱覽。
- 留意政府批地文件內所訂明小業主是否須要負責支付地租。
- 留意公契內訂明有關物業內可否飼養動物。

### 7. 售樓處內有關可供揀選住宅物業的資料

- 向賣方查詢清楚有哪些一手住宅物業可供揀選。若賣方在售樓處內展示「消耗表」，您可從該「消耗表」得悉在每個銷售日的銷售進度資料，包括在該個銷售日開始時有哪些住宅物業可供出售，以及在該個銷售日內有哪些住宅物業已獲揀選及售出。
- 切勿隨便相信有關發展項目銷情的傳言，倉卒簽立臨時買賣合約。

### 8. 成交紀錄冊

- 留意發展項目的成交紀錄冊。賣方須於臨時買賣合約訂立後的24小時內，於紀錄冊披露該臨時買賣合約的資料，以及於買賣合約訂立後一個工作天內，披露該買賣合約的資料。您可透過成交紀錄冊得悉發展項目的銷售情況。
- 切勿將賣方接獲用作登記的購樓意向書或本票的數目視為銷情指標。發展項目的成交紀錄冊才是讓公眾掌握發展項目每日銷售情況的最可靠資料來源。

### 9. 買賣合約

- 確保臨時買賣合約和買賣合約包含條例所規定的強制性條文。
- 留意有關物業買賣交易所包括的裝置、裝修物料和設備，須在臨時買賣合約和買賣合約上列明。
- 留意夾附於買賣合約的圖則。該圖則會顯示所有賣方售予您的物業面積，而該面積通常較該物業的實用面積為大。
- 留意賣方有權改動未落成發展項目的建築圖則（如有的話）。如屬未落成發展項目，條例規定物業的買賣合約須載有強制性條文，列明如有關改動在任何方面對該物業造成影響，賣方須在改動獲建築事務監督批准後的14日內，將該項改動以書面通知買家。
- 訂立臨時買賣合約時，您須向擁有人（即賣方）支付樓價**5%**的臨時訂金。
- 如您在訂立臨時買賣合約後**五個工作日**（工作日指並非公眾假日、星期六、黑色暴雨警告日或烈風警告日的日子）之內，沒有簽立買賣合約，該臨時買賣合約即告終止，有關臨時訂金（即樓價的5%）會被沒收，而擁有人（即賣方）不得因您沒有簽立買賣合約而對您提出進一步申索。
- 在訂立臨時買賣合約後的五個工作日之內，倘您簽立買賣合約，則擁有人（即賣方）必須在訂立該臨時買賣合約後的八個工作日之內簽立買賣合約。
- 有關的訂金，應付予負責為所涉物業擔任保證金保存人的律師事務所。

### 10. 表達購樓意向

- 留意在賣方（包括其獲授權代表）就有關住宅物業向公眾提供價單前，賣方不得尋求或接納任何對有關住宅物業的購樓意向（不論是否屬明確選擇購樓意向）。因此您不應向賣方或其授權代表提出有關意向。
- 留意在有關住宅物業的銷售開始前，賣方（包括其獲授權代表）不得尋求或接納任何對該物業的有明確選擇購樓意向。因此您不應向賣方或其授權代表提出有關意向。

<sup>1</sup> 按揭貸款計劃的資料包括有關按揭貸款計劃對借款人的最低收入的要求、就第一按揭連同第二按揭可獲得的按揭貸款金額上限、最長還款年期、整個還款期內的按揭利率變化，以及申請人須繳付的手續費。

<sup>2</sup> 根據條例附表1第1部第10(2)(d)條述明，售樓說明書內顯示的發展項目中的住宅物業的每一份樓面平面圖須述明以下各項—

- 每個住宅物業的外部尺寸；
- 每個住宅物業的內部尺寸；
- 每個住宅物業的內部間隔的厚度；
- 每個住宅物業內個別分隔室的外部尺寸。

根據條例附表1第1部第10(3)條，如有關發展項目的經批准的建築圖則，提供條例附表1第1部第10(2)(d)條所規定的資料，樓面平面圖須述明如此規定的該資料。

## 11. 委託地產代理

- 留意倘賣方委任一個或多於一個地產代理，以協助銷售其發展項目內任何指明住宅物業，該發展項目的價單必須列明在價單印刷日期當日所有獲委任為地產代理的姓名／名稱。
- 您可委託任何地產代理（不一定是賣方所指定的地產代理），以協助您購置發展項目內任何指明住宅物業；您亦可不委託任何地產代理。
- 委託地產代理以物色物業前，您應該—
  - 了解該地產代理是否只代表您行事。該地產代理若同時代表賣方行事，倘發生利益衝突，未必能夠保障您的最大利益；
  - 了解您須否支付佣金予該地產代理。若須支付，有關的佣金金額和支付日期為何；以及
  - 留意只有持牌地產代理或營業員才可以接受您的委託。如有疑問，應要求該地產代理或營業員出示其「地產代理證」，或瀏覽地產代理監管局的網頁（網址：[www.eaa.org.hk](http://www.eaa.org.hk)），查閱牌照目錄。

## 12. 委聘律師

- 考慮自行委聘律師，以保障您的利益。該律師若同時代表賣方行事，倘發生利益衝突，未必能夠保障您的最大利益。
- 比較不同律師的收費。

## 適用於一手未落成住宅物業

## 13. 預售樓花同意書

- 洽購地政總署「預售樓花同意方案」下的未落成住宅物業時，應向賣方確認地政總署是否已就該發展項目批出「預售樓花同意書」。

## 14. 示範單位

- 賣方不一定須設置示範單位供準買方或公眾參觀，但賣方如為某指明住宅物業設置示範單位，必須首先設置該住宅物業的無改動示範單位，才可設置該住宅物業的經改動示範單位，並可以就該住宅物業設置多於一個經改動示範單位。
- 參觀示範單位時，務必視察無改動示範單位，以便與經改動示範單位作出比較。然而，條例並沒有限制賣方安排參觀無改動示範單位及經改動示範單位的先後次序。
- 賣方設置示範單位供公眾參觀時，應已提供有關發展項目的售樓說明書。因此，緊記先行索取售樓說明書，以便在參觀示範單位時參閱相關資料。
- 您可以在無改動示範單位及經改動示範單位中進行量度，並在無改動示範單位內拍照或拍攝影片，惟在確保示範單位參觀者人身安全的前提下，賣方可能會設定合理的限制。

## 適用於一手未落成住宅物業及尚待符合條件的已落成住宅物業

## 15. 預計關鍵日期及收樓日期

- 查閱售樓說明書中有關發展項目的預計關鍵日期<sup>3</sup>。
  - 售樓說明書中有關發展項目的預計關鍵日期並不同買家的「收

樓日期」。買家的「收樓日期」一般會較發展項目的預計關鍵日期遲。然而，假若發展項目比預期早落成，「收樓日期」可能會較售樓說明書列出的預計關鍵日期為早。

## • 收樓日期

- 條例規定買賣合約須載有強制性條文，列明賣方須於買賣合約內列出的預計關鍵日期後的14日內，以書面為發展項目申請佔用文件、合格證明書，或地政總署署長的轉讓同意（視屬何種情況而定）。
  - 如發展項目屬地政總署預售樓花同意方案所規管，賣方須在合格證明書或地政總署署長的轉讓同意發出後的一個月內（以較早者為準），就賣方有能力有效地轉讓有關物業一事，以書面通知買家；或
  - 如發展項目並非屬地政總署預售樓花同意方案所規管，賣方須在佔用文件（包括佔用許可證）發出後的六個月內，就賣方有能力有效地轉讓有關物業一事，以書面通知買家。
- 條例規定買賣合約須載有強制性條文，列明有關物業的買賣須於賣方發出上述通知的日期的14日內完成。有關物業的買賣完成後，賣方將安排買家收樓事宜。
- 認可人士可批予在預計關鍵日期之後完成發展項目
  - 條例規定買賣合約須載有強制性條文，列明發展項目的認可人士可以在顧及純粹由以下一個或多於一個原因所導致的延遲後，批予在預計關鍵日期之後，完成發展項目：
    - 工人罷工或封閉工地；
    - 暴動或內亂；
    - 不可抗力或天災；
    - 火警或其他賣方所不能控制的意外；
    - 戰爭；或
    - 惡劣天氣。
  - 發展項目的認可人士可以按情況，多於一次批予延後預計關鍵日期以完成發展項目，即收樓日期可能延遲。
  - 條例規定買賣合約須載有強制性條文，列明賣方須於認可人士批予延期後的14日內，向買家提供有關延期證明書的文本。
- 如對收樓日期有任何疑問，可向賣方查詢。

## 適用於一手已落成住宅物業

## 16. 賣方資料表格

- 確保取得最近三個月內印製有關您擬購買的一手已落成住宅物業的「賣方資料表格」。

## 17. 參觀物業

- 購置住宅物業前，確保已獲安排參觀您打算購置的住宅物業。倘參觀有關物業並非合理地切實可行，則應參觀與有關物業相若的物業，除非您以書面同意賣方無須開放與有關物業相若的物業供您參觀。您應仔細考慮，然後才決定是否簽署豁免上述規定的書面同意。

- 除非有關物業根據租約持有，或為確保物業參觀者的人身安全而須設定合理限制，您可以對該物業進行量度、拍照或拍攝影片。

任何與賣方銷售受條例所規管的一手住宅物業有關的投訴和查詢，請與一手住宅物業銷售監管局聯絡。

網址	: <a href="http://www.srpa.gov.hk">www.srpa.gov.hk</a>
電話	: 2817 3313
電郵	: <a href="mailto:enquiry_srpa@hd.gov.hk">enquiry_srpa@hd.gov.hk</a>
傳真	: 2219 2220

其他相關聯絡資料：

消費者委員會	
網址	: <a href="http://www.consumer.org.hk">www.consumer.org.hk</a>
電話	: 2929 2222
電郵	: <a href="mailto:cc@consumer.org.hk">cc@consumer.org.hk</a>
傳真	: 2856 3611

地產代理監管局	
網址	: <a href="http://www.eaa.org.hk">www.eaa.org.hk</a>
電話	: 2111 2777
電郵	: <a href="mailto:enquiry@eaa.org.hk">enquiry@eaa.org.hk</a>
傳真	: 2598 9596

香港地產建設商會	
電話	: 2826 0111
傳真	: 2845 2521

一手住宅物業銷售監管局  
2023年3月

<sup>3</sup> 一般而言，「關鍵日期」指該項目符合批地文件的條件的日期，或該項目在遵照經批准的建築圖則的情況下或按照豁免證明書的發出的條件在各方面均屬完成的日期。有關詳情請參閱條例第2條。



## Information on the Development

---

### 發展項目的資料

NAME OF THE DEVELOPMENT  
DUKES PLACE

發展項目名稱  
皇第

NAME OF THE STREET AND THE STREET NUMBER  
47 Perkins Road

街道名稱及門牌號數  
白建時道47號

TOTAL NUMBER OF STOREYS  
22 storeys (excluding Roof, Upper Roof and Top Roof)

樓層的總數  
22層（不包括天台、上層天台及頂層天台）

FLOOR NUMBERING  
B/F, G/F, 1/F-3/F, 5/F-12/F, 15/F-23/F, Roof, Upper Roof and Top Roof

樓層號數  
地庫、地下、1樓至3樓、5樓至12樓、15樓至23樓、天台、上層天台及頂層天台

OMITTED FLOOR NUMBERS  
4/F, 13/F and 14/F are omitted

被略去的樓層號數  
不設4樓、13樓及14樓

REFUGE FLOOR  
Not Applicable

庇護層  
不適用



## Information on Vendor and Others Involved in the Development

### 賣方及有參與發展項目的其他人的資料

#### VENDOR

Imperial Time Limited

#### 賣方

瀚晉有限公司

#### HOLDING COMPANIES OF THE VENDOR

Acute Choice Limited

Eagle Wonder Limited

Asia Riches Limited

Couture Homes Limited

CSI Properties Limited

#### 賣方的控權公司

Acute Choice Limited

Eagle Wonder Limited

Asia Riches Limited

時尚家居有限公司

CSI Properties Limited

#### AUTHORIZED PERSON

Mr. CHEUNG Man-Ching, Anthony of Ronald Lu & Partners (Hong Kong) Limited

#### 認可人士

呂元祥建築師事務所(香港)有限公司之張文政先生

#### BUILDING CONTRACTOR

To's Universe Construction Company Limited

#### 承建商

國宇建築有限公司

#### SOLICITOR FOR THE VENDOR

Johnson Stokes & Master

#### 賣方代表律師

孖士打律師行

#### AUTHORIZED INSTITUTION THAT HAS MADE A LOAN, OR HAS UNDERTAKEN TO PROVIDE FINANCE, FOR THE CONSTRUCTION OF THE DEVELOPMENT

Industrial and Commercial Bank of China (Asia) Limited

已為發展項目的建造提供貸款或已承諾為該項建造提供融資的認可機構

中國工商銀行(亞洲)有限公司

#### ANY OTHER PERSONS WHO HAVE MADE A LOAN FOR THE CONSTRUCTION OF THE DEVELOPMENT

Clear Luck Group Limited

Earthmark Limited

Asia Standard Finance Company Limited

Grosvenor Limited

已為發展項目的建造提供貸款的任何其他人

Clear Luck Group Limited

Earthmark Limited

泛海財務有限公司

高富諾有限公司

## Relationship between Parties Involved in the Development

### 有參與發展項目的各方的關係

(a)	The Vendor or a building contractor for the Development is an individual, and that Vendor or contractor is an immediate family member of an Authorized Person for the Development;	Not Applicable
(b)	The Vendor or a building contractor for the Development is a partnership, and a partner of that Vendor or contractor is an immediate family member of such an Authorized Person;	Not Applicable
(c)	The Vendor or a building contractor for the Development is a corporation, and a director or the secretary of that Vendor or contractor (or a holding company of that Vendor) is an immediate family member of such an Authorized Person;	Not Applicable
(d)	The Vendor or a building contractor for the Development is an individual, and that Vendor or contractor is an immediate family member of an associate of such an Authorized Person;	Not Applicable
(e)	The Vendor or a building contractor for the Development is a partnership, and a partner of that Vendor or contractor is an immediate family member of an associate of such an Authorized Person;	Not Applicable
(f)	The Vendor or a building contractor for the Development is a corporation, and a director or the secretary of that Vendor or contractor (or a holding company of that Vendor) is an immediate family member of an associate of such an Authorized Person;	Not Applicable
(g)	The Vendor or a building contractor for the Development is an individual, and that Vendor or contractor is an immediate family member of a proprietor of a firm of solicitors acting for the owner in relation to the sale of residential properties in the Development;	Not Applicable
(h)	The Vendor or a building contractor for the Development is a partnership, and a partner of that Vendor or contractor is an immediate family member of a proprietor of a firm of solicitors acting for the owner in relation to the sale of residential properties in the Development;	Not Applicable
(i)	The Vendor or a building contractor for the Development is a corporation, and a director or the secretary of that Vendor or contractor (or a holding company of that Vendor) is an immediate family member of a proprietor of such a firm of solicitors;	Not Applicable
(j)	The Vendor, a holding company of the Vendor, or a building contractor for the Development, is a private company, and an Authorized Person for the Development, or an associate of such an Authorized Person, holds at least 10% of the issued shares in that Vendor, holding company or contractor;	Not Applicable
(k)	The Vendor, a holding company of the Vendor, or a building contractor for the Development, is a listed company, and such an Authorized Person, or such an associate, holds at least 1% of the issued shares in that Vendor, holding company or contractor;	Not Applicable
(l)	The Vendor or a building contractor for the Development is a corporation, and such an Authorized Person, or such an associate, is an employee, director or secretary of that Vendor or contractor or of a holding company of that Vendor;	Not Applicable
(m)	The Vendor or a building contractor for the Development is a partnership, and such an Authorized Person, or such an associate, is an employee of that Vendor or contractor;	Not Applicable
(n)	The Vendor, a holding company of the Vendor, or a building contractor for the Development, is a private company, and a proprietor of a firm of solicitors acting for the owner in relation to the sale of residential properties in the Development holds at least 10% of the issued shares in that Vendor, holding company or contractor;	Not Applicable
(o)	The Vendor, a holding company of the Vendor, or a building contractor for the Development, is a listed company, and a proprietor of such a firm of solicitors holds at least 1% of the issued shares in that Vendor, holding company or contractor;	Not Applicable
(p)	The Vendor or a building contractor for the Development is a corporation, and a proprietor of such a firm of solicitors is an employee, director or secretary of that Vendor or contractor or of a holding company of that Vendor;	Not Applicable
(q)	The Vendor or a building contractor for the Development is a partnership, and a proprietor of such a firm of solicitors is an employee of that Vendor or contractor;	Not Applicable
(r)	The Vendor or a building contractor for the Development is a corporation, and the corporation of which an Authorized Person for the Development is a director or employee in his or her professional capacity is an associate corporation of that Vendor or contractor or of a holding company of that Vendor;	Not Applicable
(s)	The Vendor or a building contractor for the Development is a corporation, and that contractor is an associate corporation of that Vendor or of a holding company of that Vendor.	Not Applicable

(a)	賣方或有關發展項目的承建商屬個人，並屬該項目的認可人士的家人；	不適用
(b)	賣方或該項目的承建商屬合夥，而該賣方或承建商的合夥人屬上述認可人士的家人；	不適用
(c)	賣方或該項目的承建商屬法團，而該賣方或承建商(或該賣方的控權公司)的董事或秘書屬上述認可人士的家人；	不適用
(d)	賣方或該項目的承建商屬個人，並屬上述認可人士的有聯繫人士的家人；	不適用
(e)	賣方或該項目的承建商屬合夥，而該賣方或承建商的合夥人屬上述認可人士的有聯繫人士的家人；	不適用
(f)	賣方或該項目的承建商屬法團，而該賣方或承建商(或該賣方的控權公司)的董事或秘書屬上述認可人士的有聯繫人士的家人；	不適用
(g)	賣方或該項目的承建商屬個人，並屬就該項目內的住宅物業的出售代表擁有人行事的律師事務所行事的經營人的家人；	不適用
(h)	賣方或該項目的承建商屬合夥，而該賣方或承建商的合夥人屬就該項目內的住宅物業的出售代表擁有人行事的律師事務所行事的經營人的家人；	不適用
(i)	賣方或該項目的承建商屬法團，而該賣方或承建商(或該賣方的控權公司)的董事或秘書屬上述律師事務所的經營人的家人；	不適用
(j)	賣方、賣方的控權公司或有關發展項目的承建商屬私人公司，而該項目的認可人士或該認可人士的有聯繫人士持有該賣方、控權公司或承建商最少10%的已發行股份；	不適用
(k)	賣方、賣方的控權公司或該項目的承建商屬上市公司，而上述認可人士或上述有聯繫人士持有該賣方、控權公司或承建商最少1%的已發行股份；	不適用
(l)	賣方或該項目的承建商屬法團，而上述認可人士或上述有聯繫人士屬該賣方、承建商或該賣方的控權公司的僱員、董事或秘書；	不適用
(m)	賣方或該項目的承建商屬合夥，而上述認可人士或上述有聯繫人士屬該賣方或承建商的僱員；	不適用
(n)	賣方、賣方的控權公司或該項目的承建商屬私人公司，而就該項目中的住宅物業的出售而代表擁有人行事的律師事務所的經營人持有該賣方、控權公司或承建商最少10%的已發行股份；	不適用
(o)	賣方、賣方的控權公司或該項目的承建商屬上市公司，而上述律師事務所的經營人持有該賣方、控權公司或承建商最少1%的已發行股份；	不適用
(p)	賣方或該項目的承建商屬法團，而上述律師事務所的經營人屬該賣方或承建商或該賣方的控權公司的僱員、董事或秘書；	不適用
(q)	賣方或該項目的承建商屬合夥，而上述律師事務所的經營人屬該賣方或承建商的僱員；	不適用
(r)	賣方或該項目的承建商屬法團，而該項目的認可人士以其專業身份擔任董事或僱員的法團為該賣方或承建商或該賣方的控權公司的有聯繫法團；	不適用
(s)	賣方或該項目的承建商屬法團，而該承建商屬該賣方或該賣方的控權公司的有聯繫法團。	不適用

## Information on Design of the Development

### 發展項目的設計的資料

There are no non-structural prefabricated external walls forming part of the enclosing walls of the Development.  
發展項目沒有構成圍封牆的一部分的非結構的預製外牆。

There are curtain walls forming part of the enclosing walls of the Development.  
發展項目有構成圍封牆的一部分的幕牆。

The range of thickness of the curtain walls of the Development is 140mm, 245mm and 250mm.  
發展項目的幕牆的厚度範圍為140毫米、245毫米及250毫米。

Schedule of total area of the curtain walls of each residential property  
每個住宅物業的幕牆總面積表

Floor 樓層	Unit 單位	Total Area (sq. m) 總面積 (平方米)
B/F, G/F, 1F & 2/F 地庫、地下、1樓及2樓	Flat A (Triplex) 單位A (Triplex)	-
	Flat B (Triplex) 單位B (Triplex)	-
3/F & 5/F 3樓及5樓	Flat A (Superior Duplex) 單位A (Superior Duplex)	9.579
5/F & 6/F 5樓及6樓	Flat B (Duplex) 單位B (Duplex)	6.070
6/F & 7/F 6樓及7樓	Flat A (Duplex) 單位A (Duplex)	6.070
7/F & 8/F 7樓及8樓	Flat B (Duplex) 單位B (Duplex)	6.070
8/F & 9/F 8樓及9樓	Flat A (Duplex) 單位A (Duplex)	6.070
9/F & 10/F 9樓及10樓	Flat B (Duplex) 單位B (Duplex)	6.070
10/F & 11/F 10樓及11樓	Flat A (Duplex) 單位A (Duplex)	6.070
11/F & 12/F 11樓及12樓	Flat B (Superior Duplex) 單位B (Superior Duplex)	10.341

Floor 樓層	Unit 單位	Total Area (sq. m) 總面積 (平方米)
15/F 15樓	Flat A (Simplex) 單位A (Simplex)	6.070
16/F 16樓	Flat A (Simplex) 單位A (Simplex)	6.070
17/F 17樓	Flat A (Simplex) 單位A (Simplex)	6.070
18/F 18樓	Flat A (Simplex) 單位A (Simplex)	6.070
19/F & 20/F 19樓及20樓	Flat A (Master Duplex) 單位A (Master Duplex)	12.140
21/F, 22/F & 23/F 21樓、22樓及23樓	Flat A (Penthouse) 單位A (Penthouse)	17.491

Note: 4/F, 13/F and 14/F are omitted.  
備註：不設4樓、13樓及14樓。

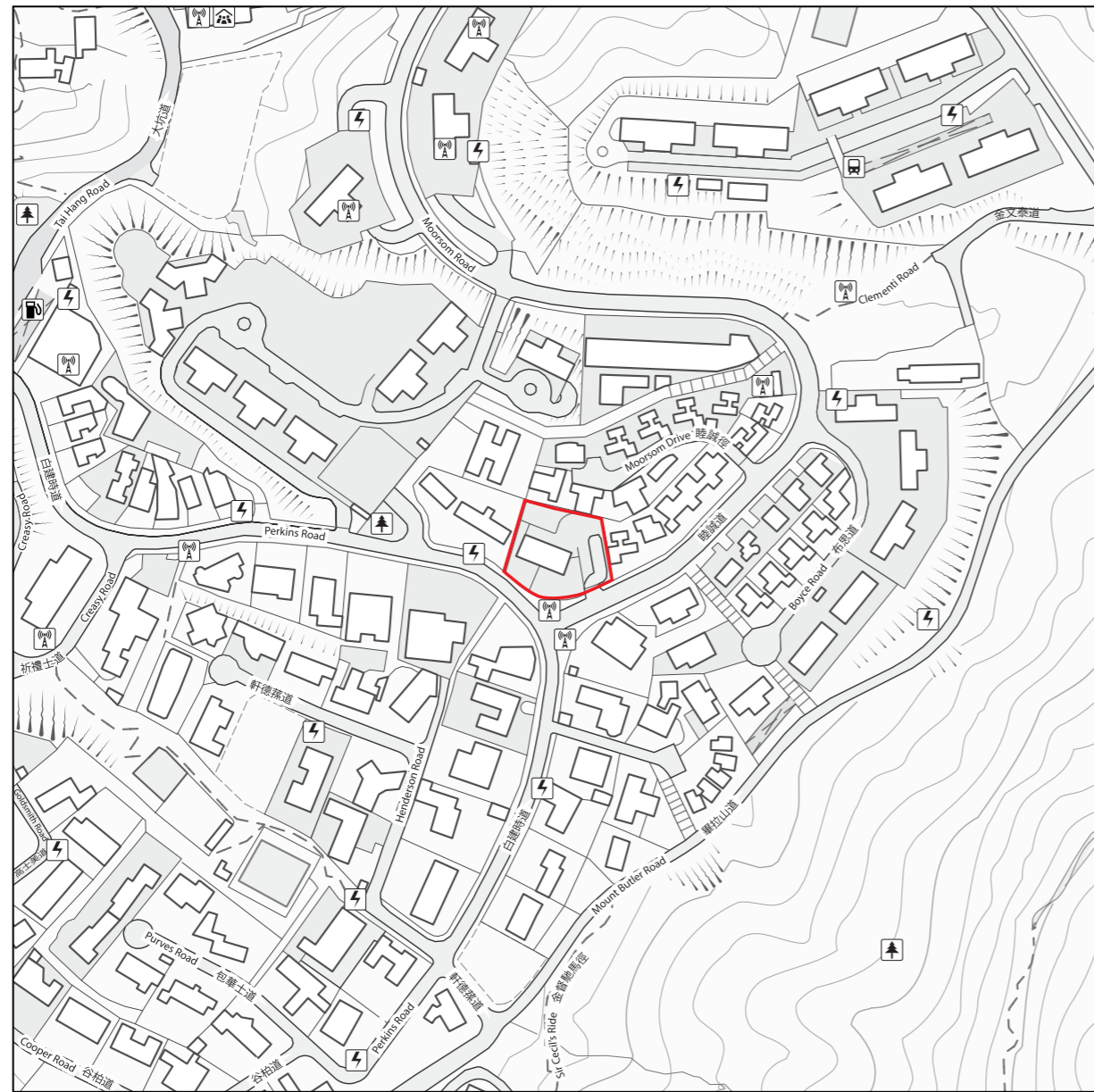


THE MANAGER OF THE DEVELOPMENT APPOINTED UNDER THE EXECUTED DEED OF MUTUAL  
COVENANT  
Dukes Place Management Services Limited

根據已簽立的公契獲委任為發展項目的管理人  
Dukes Place Management Services Limited

# Location plan of the Development

## 發展項目的所在位置圖



Location of the Development  
發展項目的位置



**Notes:**

1. The Vendor advises prospective purchasers to conduct an on-site visit for a better understanding of the Development site, its surrounding environment and the public facilities nearby.
2. The Location Plan may show more than the area required under the Residential Properties (First-hand Sales) Ordinance due to the technical reasons that the boundary of the Development is irregular.



This Location Plan is prepared by the Vendor with reference to the Digital Topographic Map No. T11-SE-C dated 19 December 2024 from Survey and Mapping Office of the Lands Department, with adjustment where necessary. 此位置圖是由賣方擬備並參考於2024年12月19日出版之地政總署測繪處之數碼地形圖，圖幅編號T11-SE-C編製，有需要處經修正處理。

**Legends 圖例**

- a petrol filling station  
油站
- a power plant (including electricity sub-stations)  
發電廠(包括電力分站)
- a public transport terminal (including a rail station)  
公共交通總站(包括鐵路車站)
- social welfare facilities (including an elderly centre and a home for the mentally disabled)  
社會福利設施(包括老人中心及弱智人士護理院)
- a public utility installation  
公用事業設施裝置
- a public park  
公園


The map is provided by the CSDI Portal and intellectual property rights are owned by the Government of the HKSAR.

地圖由空間數據共享平台提供，香港特別行政區政府為知識產權擁有人。

**備註:**

1. 賣方建議準買方到有關發展地盤作實地考察，以對該發展項目地盤、其周邊地區環境及附近的公共設施有較佳了解。
2. 由於發展項目的邊界不規則的技術原因，此位置圖所顯示的範圍可能超過《一手住宅物業銷售條例》所規定的範圍。





Adopted from part of the Aerial Photograph taken by the Survey and Mapping Office of the Lands Department at a flying height of 6,000 feet, Photo No. E219069C, dated 8 March 2024.  
摘錄自地政總署測繪處在6,000呎的飛行高度拍攝之鳥瞰照片，照片編號E219069C，飛行日期：2024年3月8日。

● Location of the Development  
發展項目的位置

Notes:

1. Copy of the Aerial Photograph of the Development is available for free inspection at the sales office during opening hours.
2. The Aerial Photograph may show more than the area required under the Residential Properties (First-hand Sales) Ordinance due to the technical reasons that the boundary of the Development is irregular.

Survey and Mapping Office, Lands Department, The Government of HKSAR © Copyright reserved  
- reproduction by permission only.  
香港特別行政區政府地政總署測繪處 © 版權所有，未經許可，不得複製。

備註:

1. 發展項目的鳥瞰照片之副本可於售樓處開放時間內免費查閱。
2. 由於發展項目的邊界不規則的技術原因，此鳥瞰照片所顯示的範圍可能超過《一手住宅物業銷售條例》所規定的範圍。

This page is left blank intentionally  
此頁保留空白



This page is left blank intentionally  
此頁保留空白

---

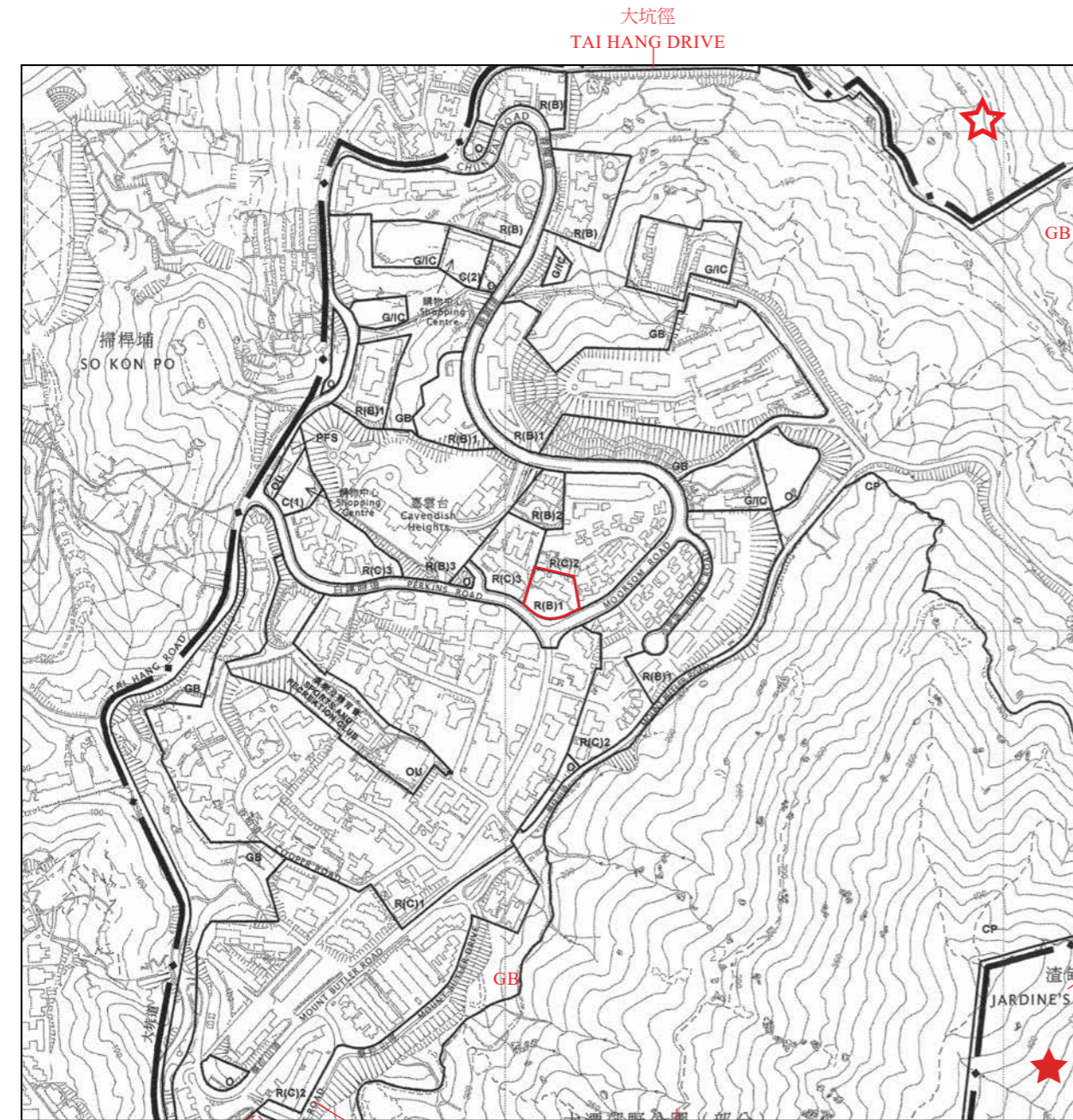
This page is left blank intentionally  
此頁保留空白

---

This page is left blank intentionally  
此頁保留空白

# Outline Zoning Plan Relating to the Development

## 關於發展項目的分區計劃大綱圖



法國國際學校  
FRENCH INTERNATIONAL SCHOOL

G/I/C 裴樂士道  
PRICE ROAD

大潭郊野公園(部分)  
TAI TAM COUNTRY PARK (PART)



- Notes:
1. The last updated Outline Zoning Plan and the attached schedule as at the date of printing of the sales brochure is available for free inspection at the sales office during opening hours.
  2. The Vendor also advises prospective purchasers to conduct an on-site visit for a better understanding of the Development site, its surrounding environment and the public facilities nearby.
  3. The Outline Zoning Plan may show more than the area required under the Residential Properties (First-hand Sales) Ordinance due to technical reasons that the boundary of the Development is irregular.



Adopted from part of the approved Jardine's Lookout & Wong Nai Chung Gap Outline Zoning Plan, Plan No. S/H13/12, gazetted on 18 October 2007, with adjustment where necessary as shown in red.  
 摘錄自2007年10月18日刊憲之渣甸山及黃泥涌峽分區計劃大綱核准圖，圖則編號為S/H13/12，有需要處經修正處理，以紅色表示。

### Notation 圖例

<b>Zones 地帶</b>	
<b>C</b> Commercial 商業	<b>O</b> Open Space 休憩用地
<b>R(B)</b> Residential (Group B) 住宅(乙類)	<b>OU</b> Other Specified Uses 其他指定用途
<b>R(C)</b> Residential (Group C) 住宅(丙類)	<b>GB</b> Green Belt 綠化地帶
<b>G/I/C</b> Government, Institution or Community 政府、機構或社區	<b>CP</b> Country Park 郊野公園

**Communications 交通**

	Major Road and Junction 主要道路及路口
--	------------------------------------

**Miscellaneous 其他**

	Building Height Planning Scheme 規劃範圍界線
<b>P F S</b>	Petrol Filling Station 加油站

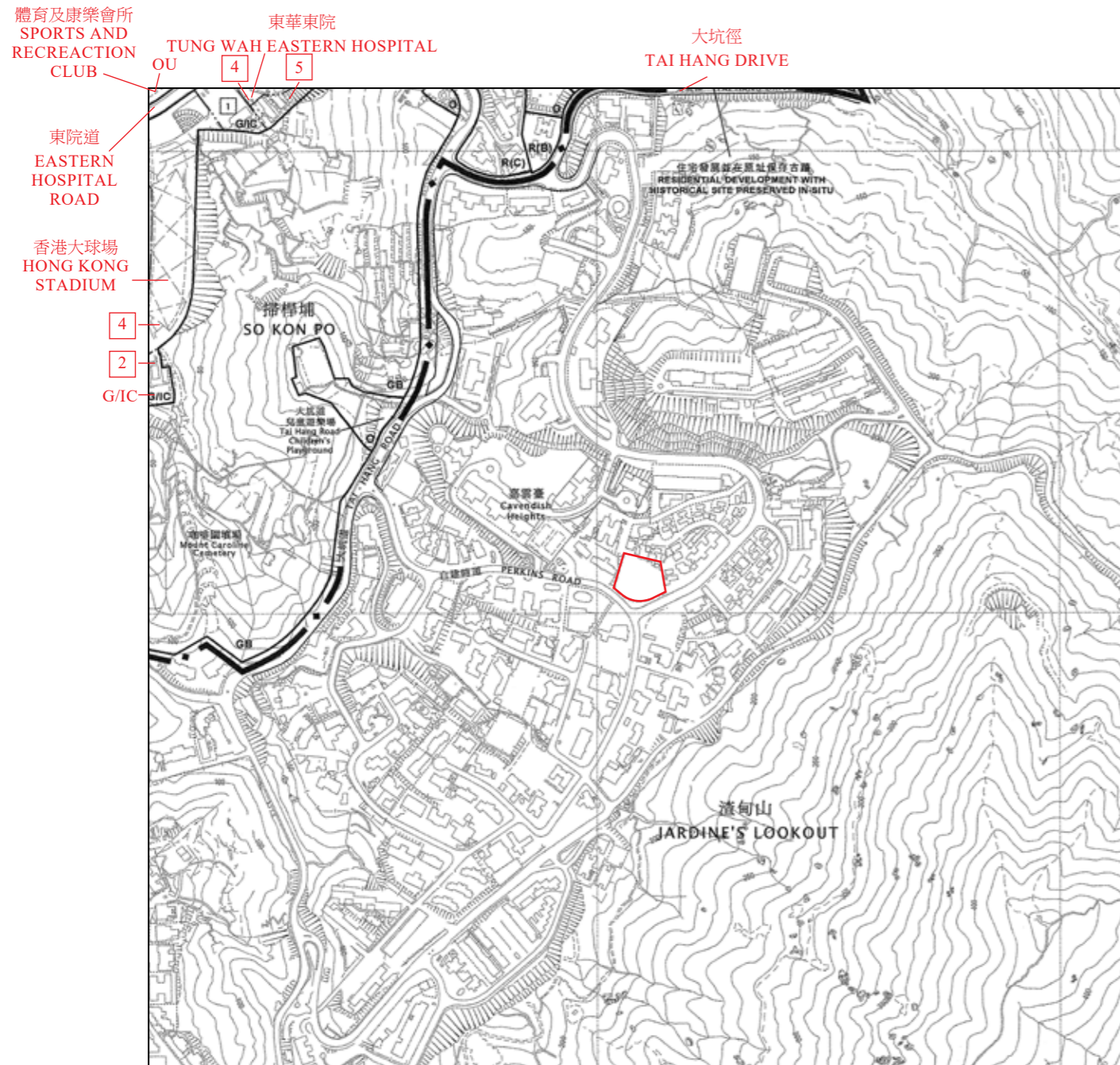
渣甸山  
JARDINE'S  
LOOKOUT

- This area is covered by other outline zoning plan but falls outside 500 metres from the boundary of the Development.  
此區域被其他分區計劃大綱圖所覆蓋但超出發展項目的界線500米之外。
- This area is not covered under outline zoning plan or development permission area plan, or the plan deemed to be a draft plan.  
此地帶並不被納入於分區計劃大綱圖或發展審批地區圖，或被當作草圖的圖則。

The plan, prepared by the Planning Department under the direction of the Town Planning Board, is reproduced with the permission of the Director of Lands. © The Government of Hong Kong SAR.  
 地圖為規劃署遵照城市規劃委員會指示擬備，版權屬香港特區政府，經地政總署准許複印。

- 備註:
1. 在印製售樓說明書當日所適用的最近期分區計劃大綱圖及其附表，可於售樓處開放時間內免費查閱。
  2. 賣方亦建議準買方到有關發展地盤作實地考察，以對該發展地盤、其周邊地區環境及附近的公共設施有較佳了解。
  3. 由於發展項目的邊界不規則的技術原因，此分區計劃大綱圖所顯示的範圍可能超過《一手住宅物業銷售條例》所規定的範圍。





Adopted from part of the approved Causeway Bay Outline Zoning Plan, Plan No. S/H6/17, gazetted on 18 January 2019, with adjustment where necessary as shown in red.  
 摘錄自2019年1月18日刊憲之銅鑼灣分區計劃大綱核准圖，圖則編號為S/H6/17，有需要處經修正處理，以紅色表示。

### Notation 圖例

#### Zones 地帶

R(B)	Residential (Group B) 住宅（乙類）	O	Open Space 休憩用地
R(C)	Residential (Group C) 住宅（丙類）	OU	Other Specified Uses 其他指定用途
G/IC	Government, Institution or Community 政府、機構或社區	GB	Green Belt 綠化地帶

#### Communications 交通

Major Road and Junction  
主要道路及路口

#### Miscellaneous 其他

- Building Height Planning Scheme  
規劃範圍界線
- Building Height Control Zone Boundary  
建築物高度管制區界線
- Maximum Building Height  
(In Number of Storeys)  
最高建築物高度（樓層數目）

Boundary of the Development  
發展項目的邊界

0M/ 米  
Scale: 比例

#### Notes:

- The last updated Outline Zoning Plan and the attached schedule as at the date of printing of the sales brochure is available for free inspection at the sales office during opening hours.
- The Vendor also advises prospective purchasers to conduct an on-site visit for a better understanding of the Development site, its surrounding environment and the public facilities nearby.
- The Outline Zoning Plan may show more than the area required under the Residential Properties (First-hand Sales) Ordinance due to technical reasons that the boundary of the Development is irregular.

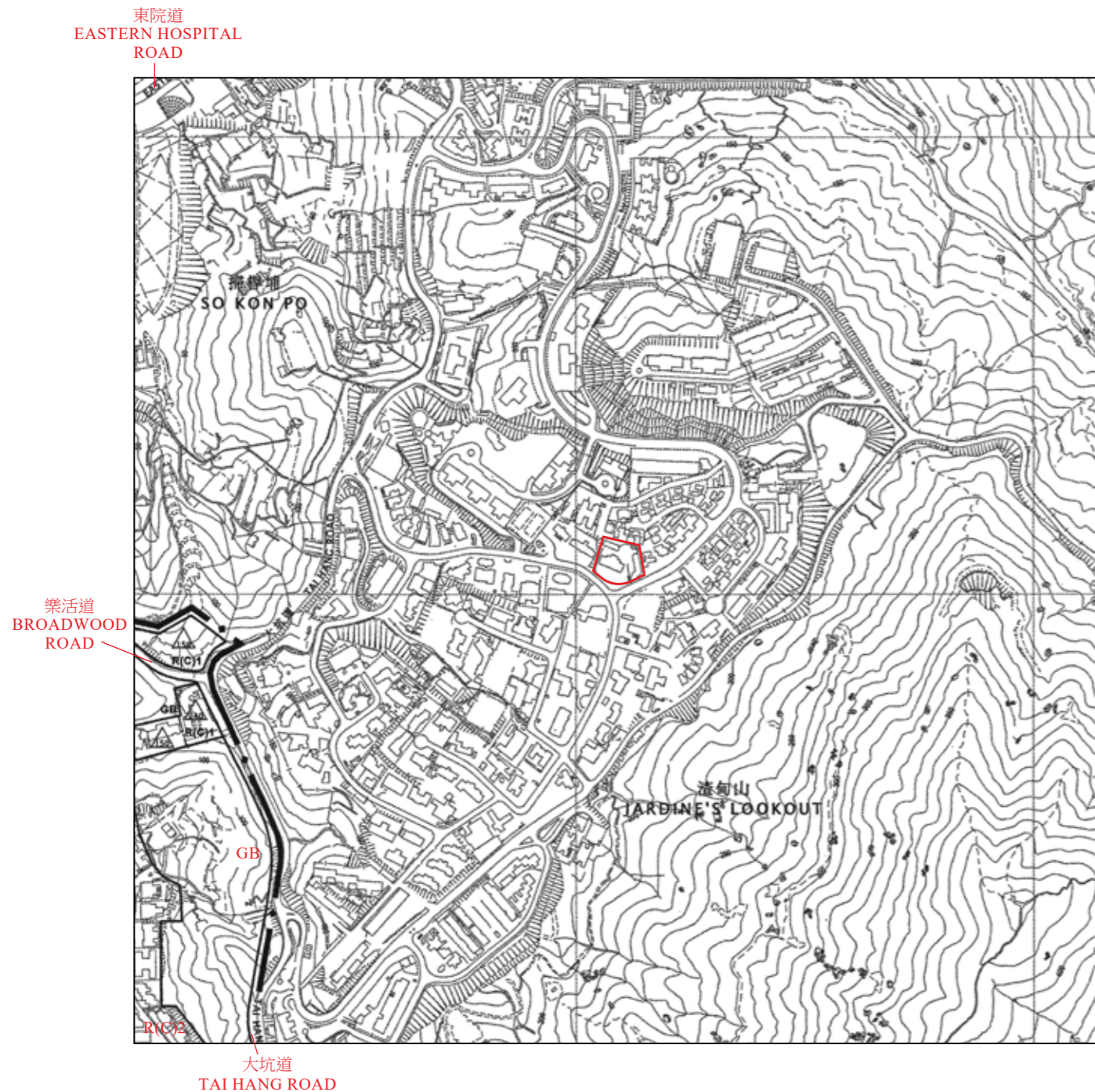
#### 備註:

- 在印製售樓說明書當日所適用的最近期分區計劃大綱圖及其附表，可於售樓處開放時間內免費查閱。
- 賣方亦建議準買方到有關發展地盤作實地考察，以對該發展地盤、其周邊地區環境及附近的公共設施有較佳了解。
- 由於發展項目的邊界不規則的技術原因，此分區計劃大綱圖所顯示的範圍可能超過《一手住宅物業銷售條例》所規定的範圍。



# Outline Zoning Plan Relating to the Development

## 關於發展項目的分區計劃大綱圖



Adopted from part of the approved Wong Nai Chung Outline Zoning Plan, Plan No. S/H7/21, gazetted on 4 December 2020, with adjustment where necessary as shown in red.  
 摘錄自2020年12月4日刊憲之黃泥涌分區計劃大綱核准圖，圖則編號為S/H7/21，有需要處經修正處理，以紅色表示。

### Notation 圖例

#### Zones 地帶

- R(C) Residential (Group C)  
住宅 (丙類)
- GB Green Belt  
綠化地帶

#### Communications 交通

- Major Road and Junction  
主要道路及路口

#### Miscellaneous 其他

- Building Height Planning Scheme  
規劃範圍界線
- Building Height Control Zone Boundary  
建築物高度管制區界線
- Maximum Building Height  
(In Metres Above Principal Datum)  
最高建築物高度  
(在主水平基準上若干米)

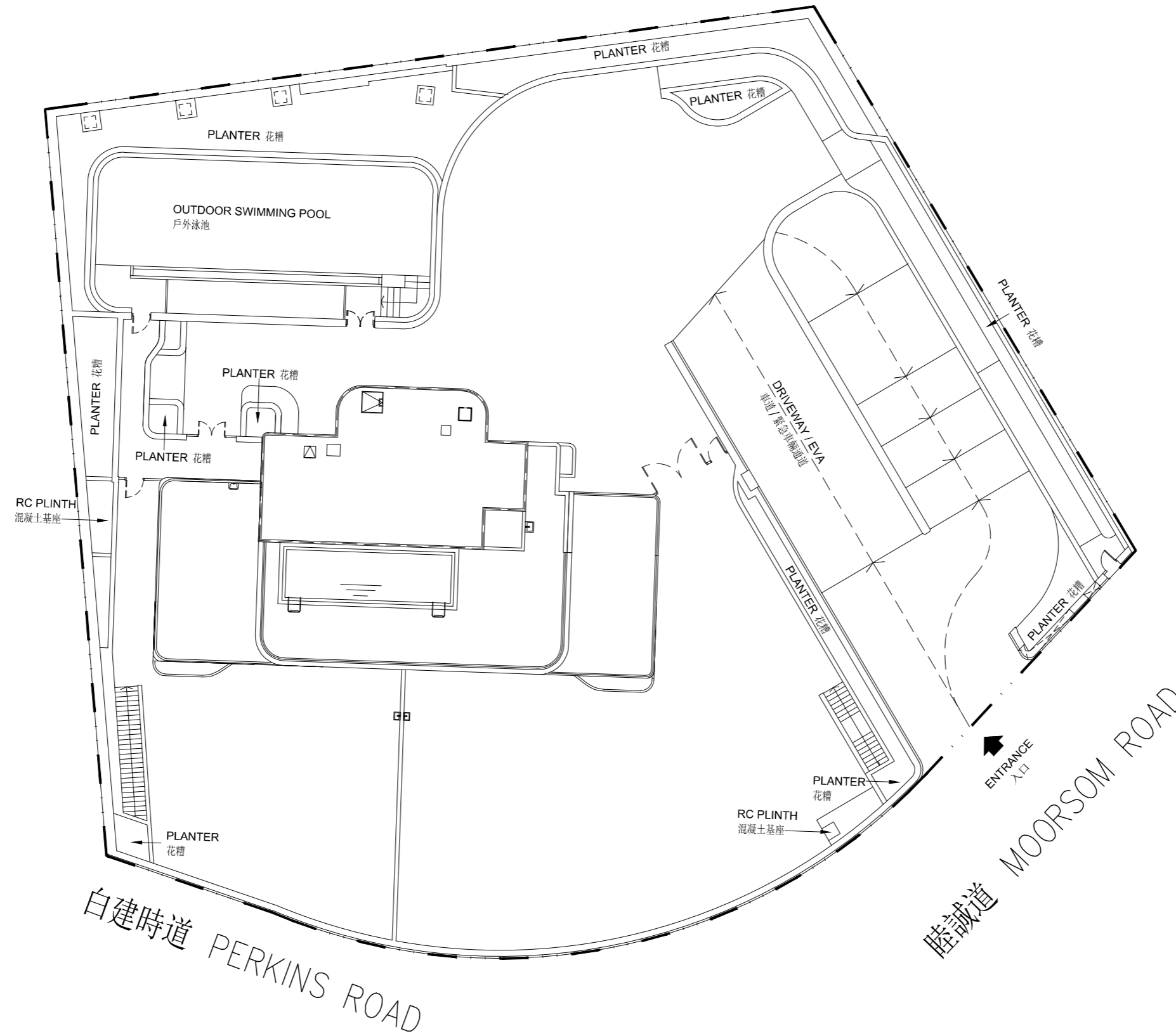
Boundary of the Development  
發展項目的邊界

Scale: 0M/米 500M/米  
比例

- Notes:
- The last updated Outline Zoning Plan and the attached schedule as at the date of printing of the sales brochure is available for free inspection at the sales office during opening hours.
  - The Vendor also advises prospective purchasers to conduct an on-site visit for a better understanding of the Development site, its surrounding environment and the public facilities nearby.
  - The Outline Zoning Plan may show more than the area required under the Residential Properties (First-hand Sales) Ordinance due to technical reasons that the boundary of the Development is irregular.

- 備註:
- 在印製售樓說明書當日所適用的最近期分區計劃大綱圖及其附表，可於售樓處開放時間內免費查閱。
  - 賣方亦建議準買方到有關發展地盤作實地考察，以對該發展地盤、其周邊地區環境及附近的公共設施有較佳了解。
  - 由於發展項目的邊界不規則的技術原因，此分區計劃大綱圖所顯示的範圍可能超過《一手住宅物業銷售條例》所規定的範圍。

The plan, prepared by the Planning Department under the direction of the Town Planning Board, is reproduced with the permission of the Director of Lands. © The Government of Hong Kong SAR.  
 地圖為規劃署遵照城市規劃委員會指示擬備，版權屬香港特區政府，經地政總署准許複印。



Scale: 0M/米  
比例 25M/米

Boundary of the Development 發展項目邊界線



# Floor Plans of Residential Properties in the Development

## 發展項目的住宅物業的樓面平面圖

### Legend of Terms and Abbreviations used on Floor Plans:

平面圖中所使用名詞及簡稱之圖例：

BATH. = BATHROOM = 浴室  
BAL. = BALCONY = 露台  
BUILDING LINE ABOVE = 上層樓宇外牆線  
CARPARK LIFT LOBBY = 停車場升降機大堂  
DIN. = DINING ROOM = 飯廳  
DN = DOWN = 落  
DRIVEWAY = 車道  
E.D. = ELEC. DUCT = ELECTRICAL DUCT = 電線管道  
ELE RM = ELE RM. = ELECTRICAL ROOM = 電掣房  
EMERGENCY GENERATOR = 緊急發電機  
EX. PAVEMENT = EXISTING PAVEMENT = 現時行人路  
FIREMAN'S LIFT LOBBY = 消防員升降機大堂  
FLAT ROOF = 平台  
F.H. = FIRE HYDRANT = 消防栓  
F.S. CONTROL ROOM = FIRE SERVICE CONTROL ROOM = 消防控制室  
F.S. & SPRINKLER PUMP ROOM = FIRE SERVICES & SPRINKLER PUMP ROOM = 消防及花灑泵房  
FLUSH WATER BOOSTER PUMP ROOM = 沖廁水增壓泵房  
GARDEN = 花園  
GLASS SLIDING DOOR = 玻璃趟門  
HIGH VOLTAGE SWITCH ROOM = 高壓電掣房  
H.R. = HOSE REEL = 消防喉轆  
KIT. = KITCHEN = 廚房  
LAV. = LAVATORY = 洗手間  
LIFT = 升降機  
LIFT MACHINE ROOM = 升降機機房  
LIFT PIT = 升降機槽底  
LIFTING PLATFORM = 升降平台  
LIFT SHAFT = 升降機槽  
LIV. = LIVING ROOM = 客廳  
LOUNGE = 雅座  
MAIN SWITCH ROOM = 總電掣房  
M.B.R. = M.B.R. = MASTER BEDROOM = 主人睡房  
M.BATH = M. BATH. = MASTER BATHROOM = 主人浴室  
OUTDOOR SWIMMING POOL = 戶外游泳池  
PLANTER = 花槽  
P.D. = PD = PIPE DUCT = 管道  
REFUSE STORAGE CHAMBER = 垃圾房  
ROOF = 天台  
R.C. PLINTH = RC PLINTH = REINFORCED CONCRETE PLINTH = 混凝土基座  
R.S.M.R.R. = REFUSE STORAGE AND MATERIAL RECOVERY ROOM = 垃圾及物料回收室  
SERVICE LIFT LOBBY = 服務升降機大堂  
SPRINKLER TANK = 花灑水缸  
ST. = STORE = STORE ROOM = 儲物室  
SUITE = 套房  
SUSPENDED METAL PLATFORM = 懸空工作台  
TBE ROOM = TELECOMMUNICATIONS AND BROADCASTING EQUIPMENT ROOM = 電訊及廣播設備室  
TRANSFORMER ROOM = 電力變壓房  
UP = 上  
W.M.C. = WATER METER CABINET = 水錶櫃

### Remarks:

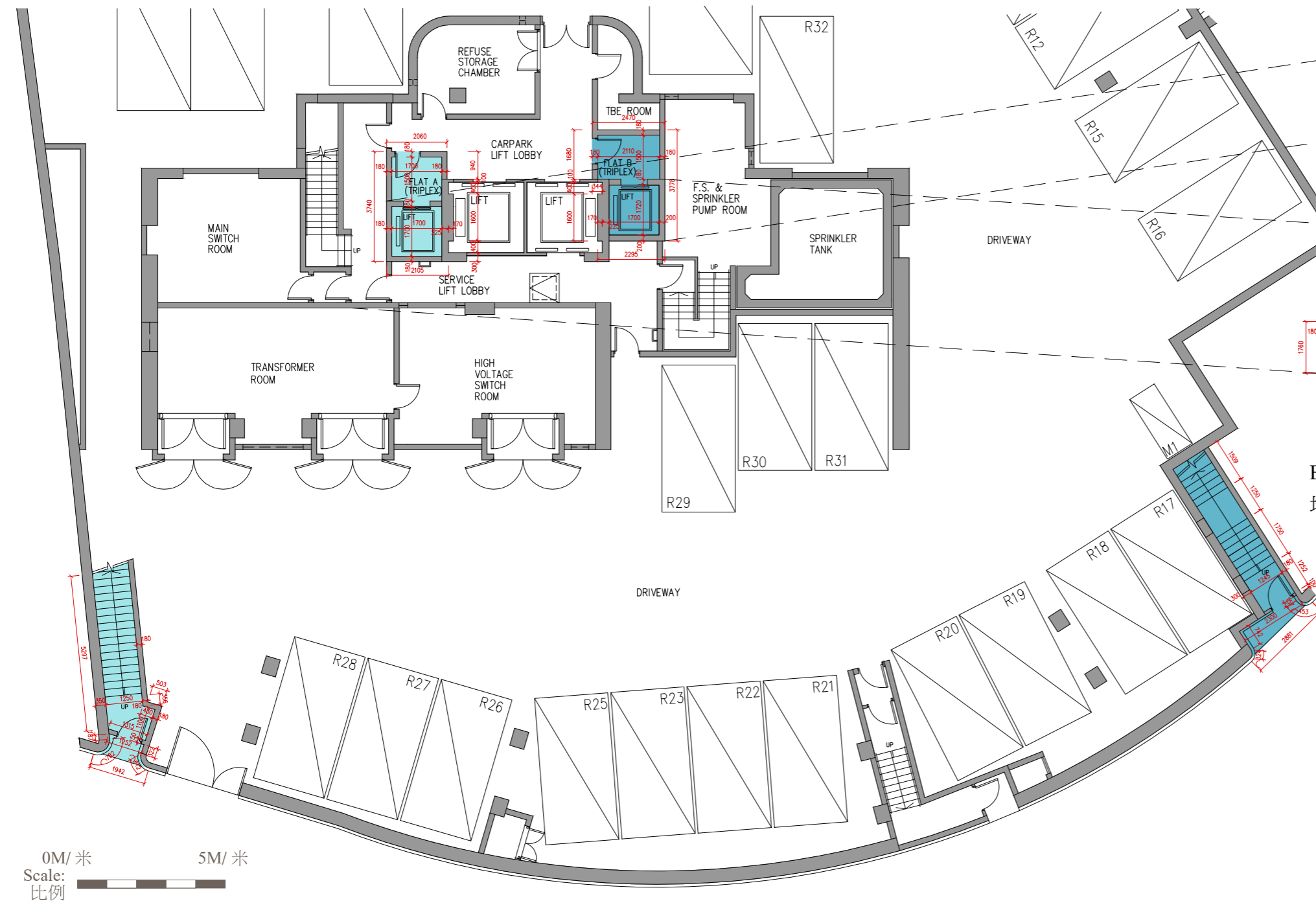
1. There may be exposed pipes on external walls and/or flat roof of some floors.
2. There may be exposed and/or enclosed common pipes at/adjacent to balcony and/or flat roof and/or external wall and/or refuse storage and material recovery room of some residential properties.
3. There may be ceiling bulkheads at living room, dining room, master bedroom, suite, lounge, store room, refuse storage and material recovery room, corridor, master bathroom, bathroom, lavatory and/or kitchen of some residential properties for the air-conditioning system and/or other mechanical and electrical services.
4. The ceiling height of some residential properties may vary due to structural, architectural and/or decoration design requirements.
5. Symbols of fittings shown on the floor plans, such as sinks, wash basins, water closets, shower sets, bathtubs, etc, are retrieved from the latest approved building plans and are for general indication of their approximate locations only and are not indications of their actual size, design or shapes.
6. Balconies are non-enclosed areas.
7. There are curtain walls in some/all the residential properties. The saleable area as defined in the formal agreement for sale and purchase has included the curtain walls and is measured from the exterior of such curtain walls.
8. During the times for necessary maintenance, inspection, cleaning and repairing of the common areas and facilities by the Manager of the Development, the gondola will be operating in the airspace outside window and/or above the garden and/or store room and/or balcony and/or flat roof of individual residential property.

### 附註:

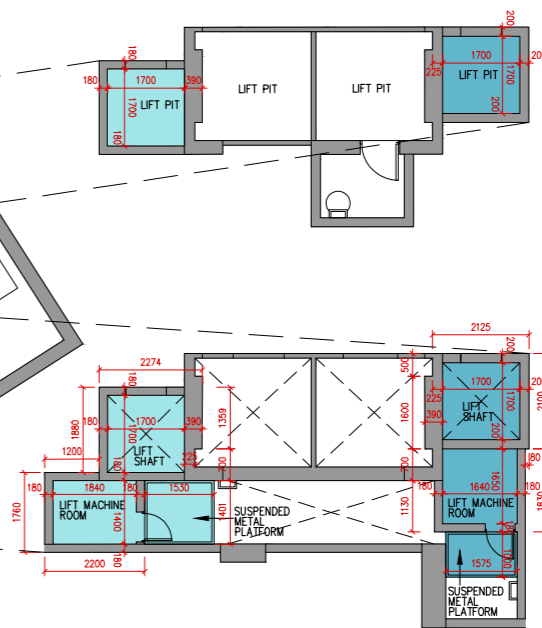
1. 部份樓層外牆及/或平台設有外露喉管。
2. 部份住宅物業於/鄰近露台及/或平台及/或外牆及/或垃圾及物料回收室設有外露及/或內藏的公用喉管。
3. 部份住宅物業客廳、飯廳、主人睡房、套房、雅座、儲物室、垃圾及物料回收室、走廊、主人浴室、浴室、洗手間及/或廚房之假天花內設有冷氣系統及/或其他機電設備。
4. 部份住宅物業之天花高度將會因應結構、建築設計及/或裝修設計上的需要而有差異。
5. 樓面平面圖上所顯示的形象裝置符號，例如洗滌盆、洗手盆、坐廁、花灑套裝、浴缸等乃擇自最新的經批准的建築圖則，只供展示其大約位置而非展示其實際大小、設計及形狀。
6. 露台為不可封閉的地方。
7. 部份/全部住宅物業設有幕牆。買賣合約之實用面積之計算包括幕牆，並由幕牆之外圍起計。
8. 當發展項目的管理人為公用地方及設施進行必要的保養、檢查、清潔及維修期間，吊船將會在個別住宅物業的窗外及/或花園及/或儲物室及/或露台及/或平台之上的上空進行操作。



B/F Floor Plan  
地庫層平面圖



B/F Floor Lift Pit Part Plan  
地庫升降機槽底部份平面圖



B/F Floor Lift Machine Room Part Plan  
地庫升降機機房部份平面圖



0M/米 5M/米  
Scale:  
比例



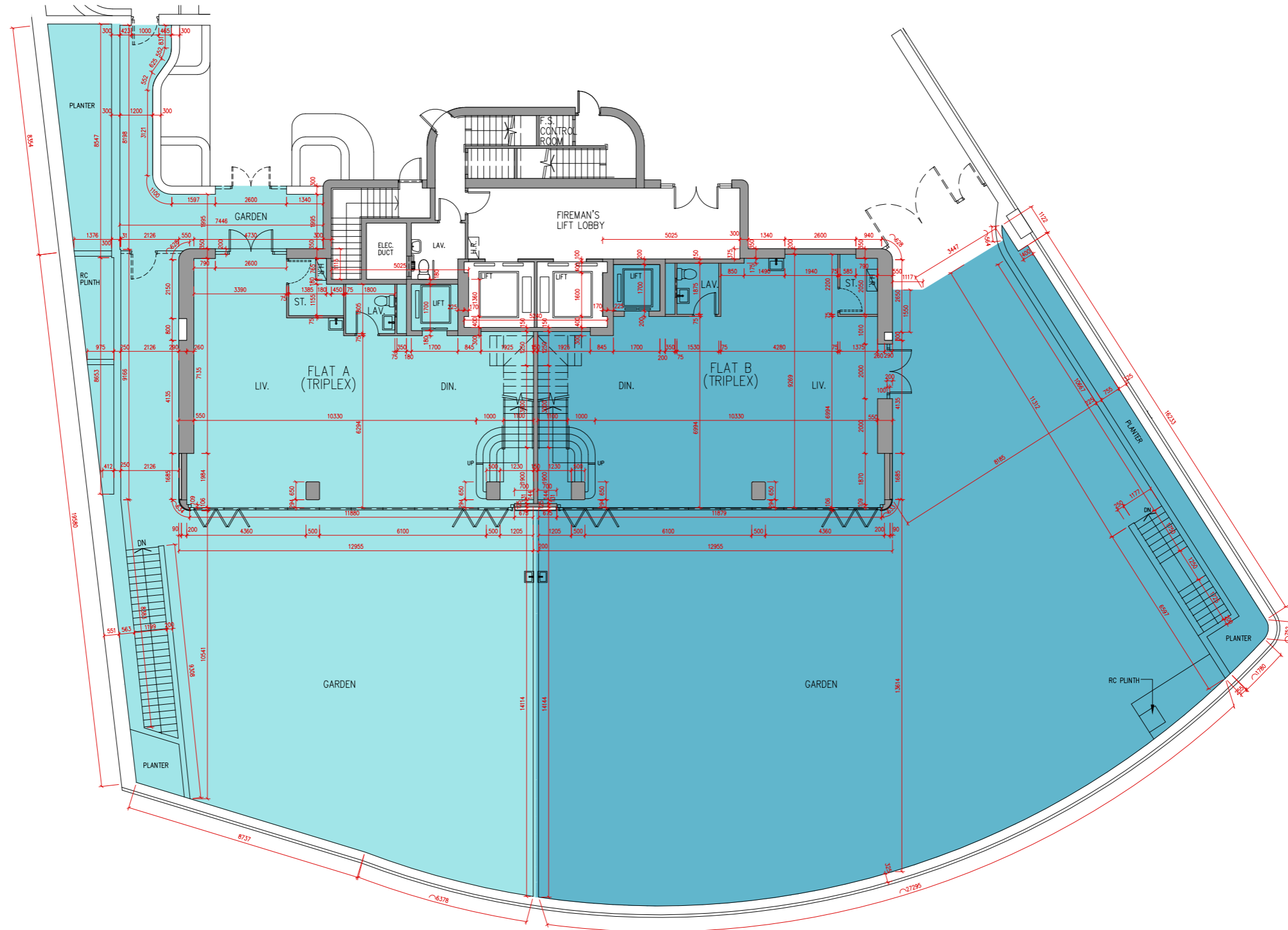
1. The floor-to-floor height of B/F is 4750mm. Floor to-floor height refers to the height between the top surface of the structural slab of a floor and the top surface of the structural slab of its immediate upper floor.
2. The thickness of the floor slabs (excluding plaster) of each residential unit is 200mm.
3. The internal areas of the residential properties on the upper floors will generally be slightly larger than those on the lower floors because of the reducing thickness of the structural walls on the upper floors.
4. Please refer to page 18 of this sales brochure for remarks, legend of the terms and abbreviations shown in the floor plans.
5. The dimensions of the floor plans are all structural dimensions in millimeter.

1. 地庫的層與層之間的高度為4750毫米。樓面至樓面高度指該樓層之石屎地台面與上一層石屎地台面之高度距離。
2. 每個住宅單位的樓板(不包括灰泥)的厚度為200毫米。
3. 因住宅物業的較高樓層的結構牆的厚度遞減，較高樓層的內部面積，一般比較低樓層的內部面積稍大。
4. 平面圖中顯示之附註、名詞及簡稱之圖例請參閱本售樓說明書第18頁。
5. 平面圖之尺規所列數字為以毫米標示之建築結構尺寸。

# Floor Plans of Residential Properties in the Development

## 發展項目的住宅物業的樓面平面圖

G/F Floor Plan  
地下平面圖



1. The floor-to-floor height of G/F is 3500mm. Floor to-floor height refers to the height between the top surface of the structural slab of a floor and the top surface of the structural slab of its immediate upper floor.
2. The thickness of the floor slabs (excluding plaster) of each residential unit is 150mm and 200mm.
3. The internal areas of the residential properties on the upper floors will generally be slightly larger than those on the lower floors because of the reducing thickness of the structural walls on the upper floors.
4. Please refer to page 18 of this sales brochure for remarks, legend of the terms and abbreviations shown in the floor plans.
5. The dimensions of the floor plans are all structural dimensions in millimeter.

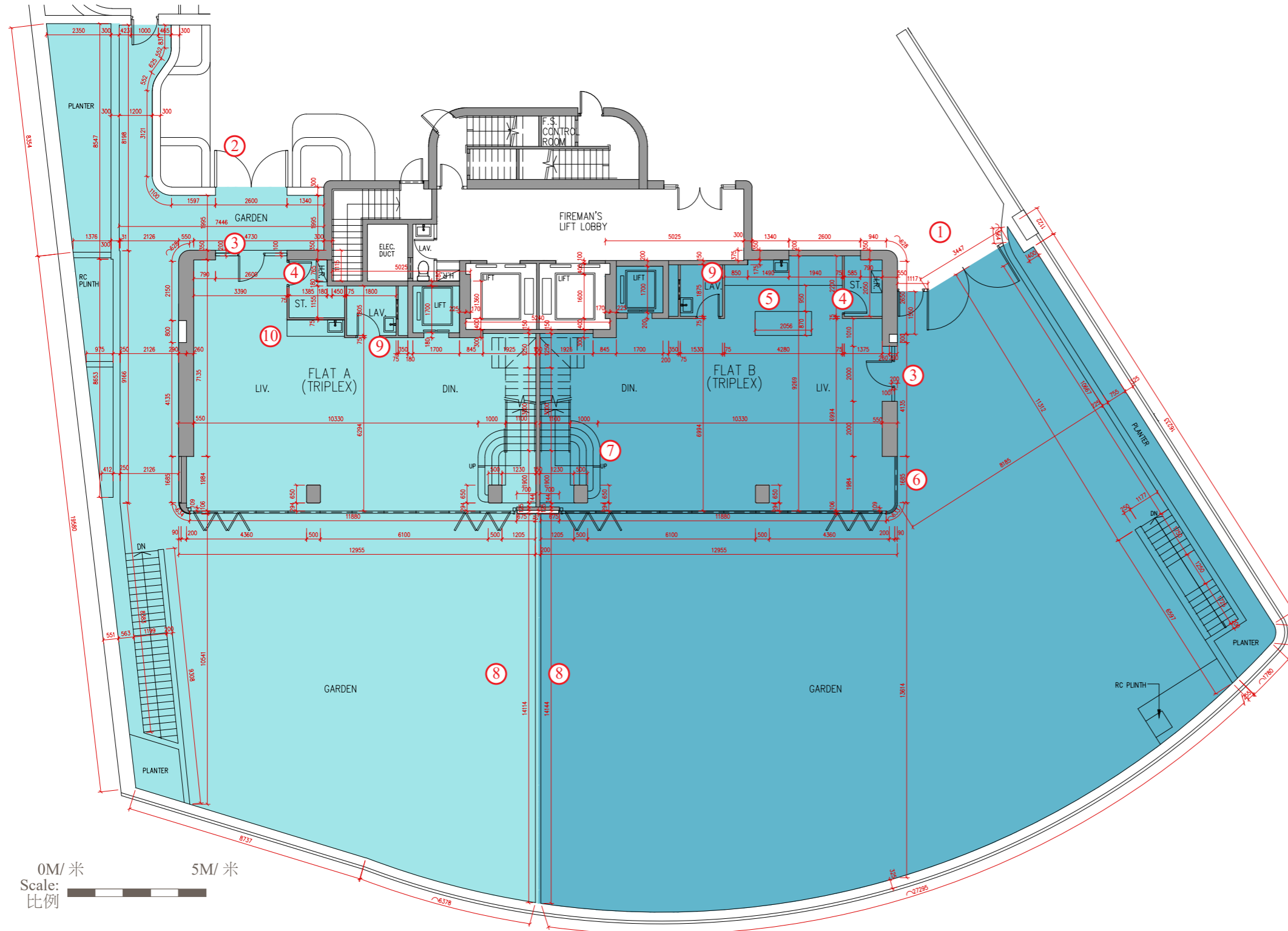
Notes:

\*This part in this flat has been altered by way of minor works or exempted works under the Buildings Ordinance after completion of the Development. Please refer to the floor plan on p.21 for the as-is condition.

1. 地下的層與層之間的高度為3500毫米。樓面至樓面高度指該樓層之石屎地台面與上一層石屎地台面之高度距離。
2. 每個住宅單位的樓板(不包括灰泥)的厚度為150毫米及200毫米。
3. 因住宅物業的較高樓層的結構牆的厚度遞減，較高樓層的內部面積，一般比較低樓層的內部面積稍大。
4. 平面圖中顯示之附註、名詞及簡稱之圖例請參閱本售樓說明書第18頁。
5. 平面圖之尺規所列數字為以毫米標示之建築結構尺寸。

備註:

\*此單位此部份因在發展項目落成後進行小型工程或獲《建築物條例》豁免的工程而有所改動。現狀請參閱第21頁之平面圖。



G/F Floor Plan showing As-is Layout

地下現狀間隔平面圖

Alteration Work

1. Design and location of entrance gate are modified.
2. Design of entrance gate is modified.
3. Design of entrance door is modified.
4. Store Room door is added.
5. Kitchen cabinet is added.
6. Wall is changed to glass.
7. Design of staircase is modified.
8. Sink in Garden is removed.
9. Vanity counter in Lavatory is added.
10. Cabinet in Living Room is added.

經改動工程

1. 修改入口大閘設計及位置。
2. 修改入口大閘設計。
3. 修改入口大門設計。
4. 新增儲物室門。
5. 新增廚櫃。
6. 牆身改為玻璃。
7. 修改樓梯設計。
8. 移除花園洗滌盆。
9. 新增洗手間洗手盆櫃。
10. 新增客廳櫃。

1. The floor-to-floor height of G/F is 3500mm. Floor to-floor height refers to the height between the top surface of the structural slab of a floor and the top surface of the structural slab of its immediate upper floor.
2. The thickness of the floor slabs (excluding plaster) of each residential unit is 150mm and 200mm.
3. The internal areas of the residential properties on the upper floors will generally be slightly larger than those on the lower floors because of the reducing thickness of the structural walls on the upper floors.
4. Please refer to page 18 of this sales brochure for remarks, legend of the terms and abbreviations shown in the floor plans.
5. The dimensions of the floor plans are all structural dimensions in millimeter.

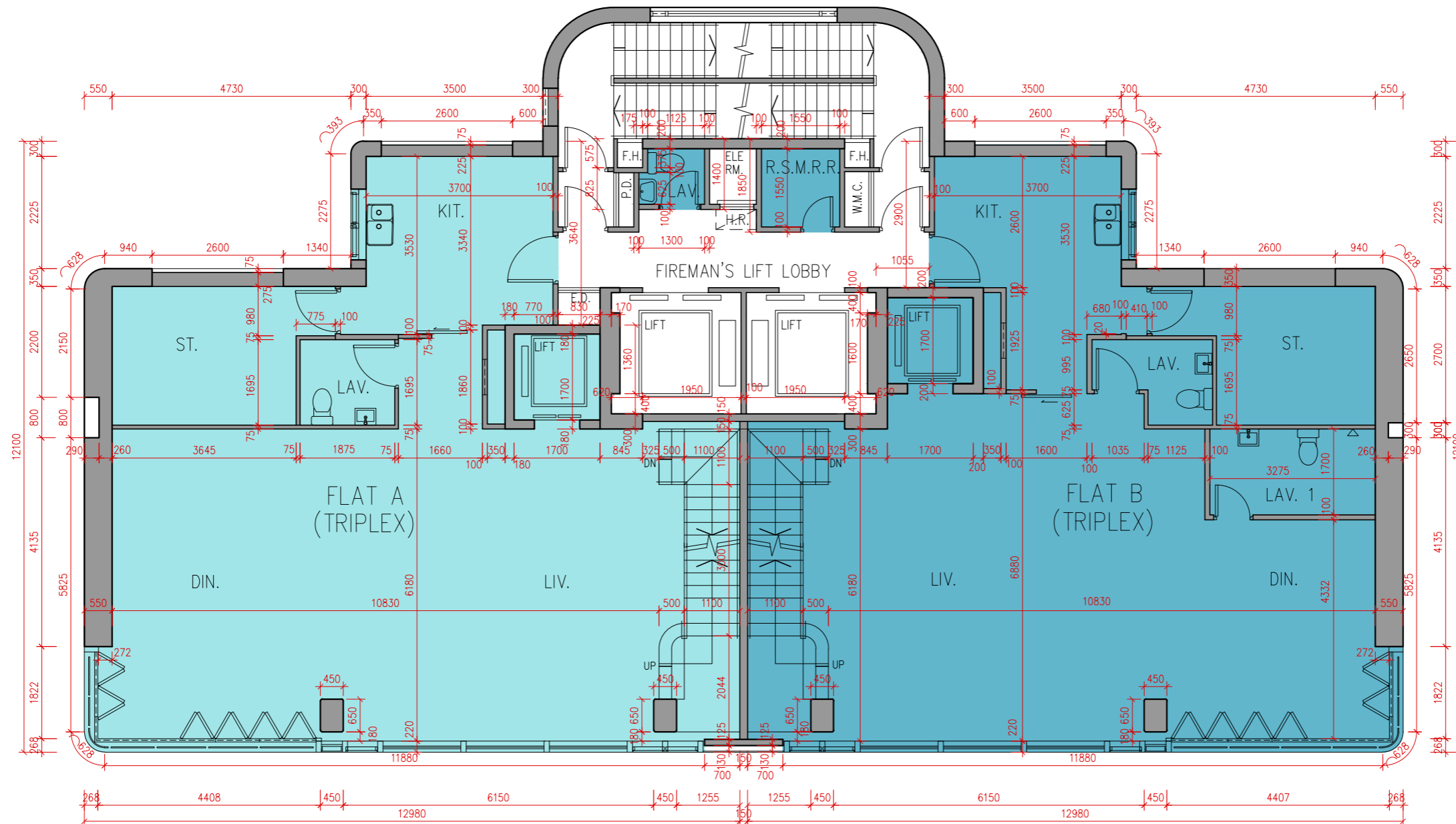
1. 地下的層與層之間的高度為3500毫米。樓面至樓面高度指該樓層之石屎地台面與上一層石屎地台面之高度距離。
2. 每個住宅單位的樓板(不包括灰泥)的厚度為150毫米及200毫米。
3. 因住宅物業的較高樓層的結構牆的厚度遞減，較高樓層的內部面積，一般比較低樓層的內部面積稍大。
4. 平面圖中顯示之附註、名詞及簡稱之圖例請參閱本售樓說明書第18頁。
5. 平面圖之尺規所列數字為以毫米標示之建築結構尺寸。

# Floor Plans of Residential Properties in the Development

## 發展項目的住宅物業的樓面平面圖

### 1/F Floor Plan

### 1樓平面圖



1. The floor-to-floor height of 1/F is 3500mm. Floor to-floor height refers to the height between the top surface of the structural slab of a floor and the top surface of the structural slab of its immediate upper floor.
2. The thickness of the floor slabs (excluding plaster) of each residential unit is 150mm and 200mm.
3. The internal areas of the residential properties on the upper floors will generally be slightly larger than those on the lower floors because of the reducing thickness of the structural walls on the upper floors.
4. Please refer to page 18 of this sales brochure for remarks, legend of the terms and abbreviations shown in the floor plans.
5. The dimensions of the floor plans are all structural dimensions in millimeter.

Notes:

\*This part in this flat has been altered by way of minor works or exempted works under the Buildings Ordinance after completion of the Development. Please refer to the floor plan on p.23 for the as-is condition.

1. 1樓的層與層之間的高度為3500毫米。樓面至樓面高度指該樓層之石屎地台面與上一層石屎地台面之高度距離。
2. 每個住宅單位的樓板(不包括灰泥)的厚度為150毫米及200毫米。
3. 因住宅物業的較高樓層的結構牆的厚度遞減，較高樓層的內部面積，一般比較低樓層的內部面積稍大。
4. 平面圖中顯示之附註、名詞及簡稱之圖例請參閱本售樓說明書第18頁。
5. 平面圖之尺規所列數字為以毫米標示之建築結構尺寸。

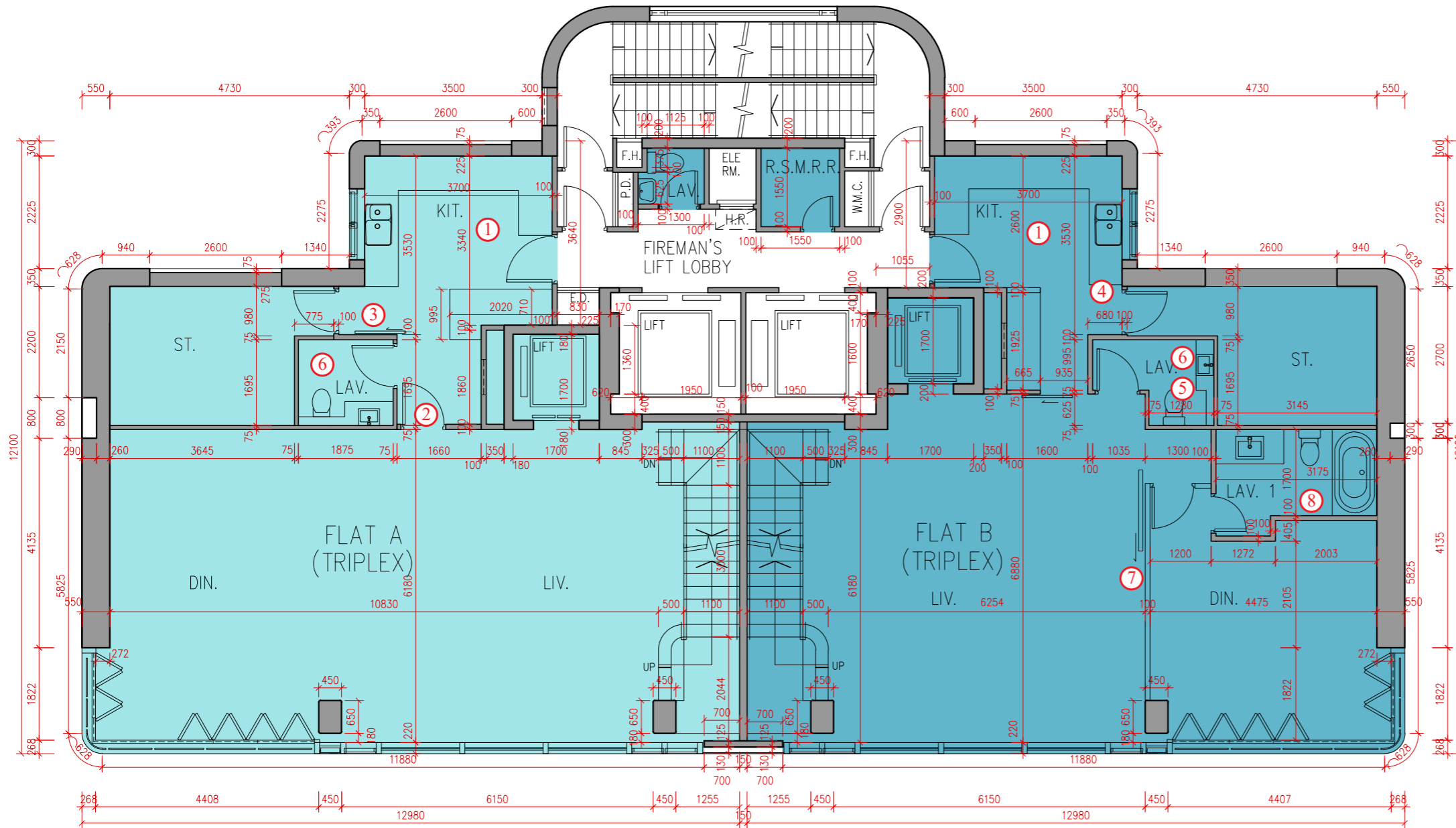
備註:

\*此單位此部份因在發展項目落成後進行小型工程或獲《建築物條例》豁免的工程而有所改動。現狀請參閱第23頁之平面圖。



1/F Floor Plan showing As-is Layout

1樓現狀間隔平面圖



Alteration Work

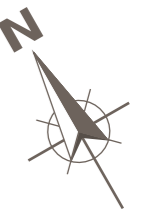
1. Kitchen cabinet is added.
2. Living Room and Dining Room door is added.
3. Layout of Kitchen is changed.
4. Layout of Store Room is changed.
5. Water closet in Lavatory is relocated.
6. Vanity counter in Lavatory is added.
7. Partition and door added.
8. Layout of Lavatory 1 is changed, door is relocated, bathtub and vanity counter are added.

經改動工程

1. 新增廚櫃。
2. 新增客廳及飯廳門。
3. 改動廚房間隔。
4. 改動儲物室間隔。
5. 移動洗手間坐廁。
6. 新增洗手間洗手盆櫃。
7. 新增間隔及門。
8. 改動洗手間1間隔，移動門，新增浴缸及洗手盆櫃。

0M/米  
Scale:  
比例

1/F PLAN



1. The floor-to-floor height of 1/F is 3500mm. Floor to-floor height refers to the height between the top surface of the structural slab of a floor and the top surface of the structural slab of its immediate upper floor.
2. The thickness of the floor slabs (excluding plaster) of each residential unit is 150mm and 200mm.
3. The internal areas of the residential properties on the upper floors will generally be slightly larger than those on the lower floors because of the reducing thickness of the structural walls on the upper floors.
4. Please refer to page 18 of this sales brochure for remarks, legend of the terms and abbreviations shown in the floor plans.
5. The dimensions of the floor plans are all structural dimensions in millimeter.

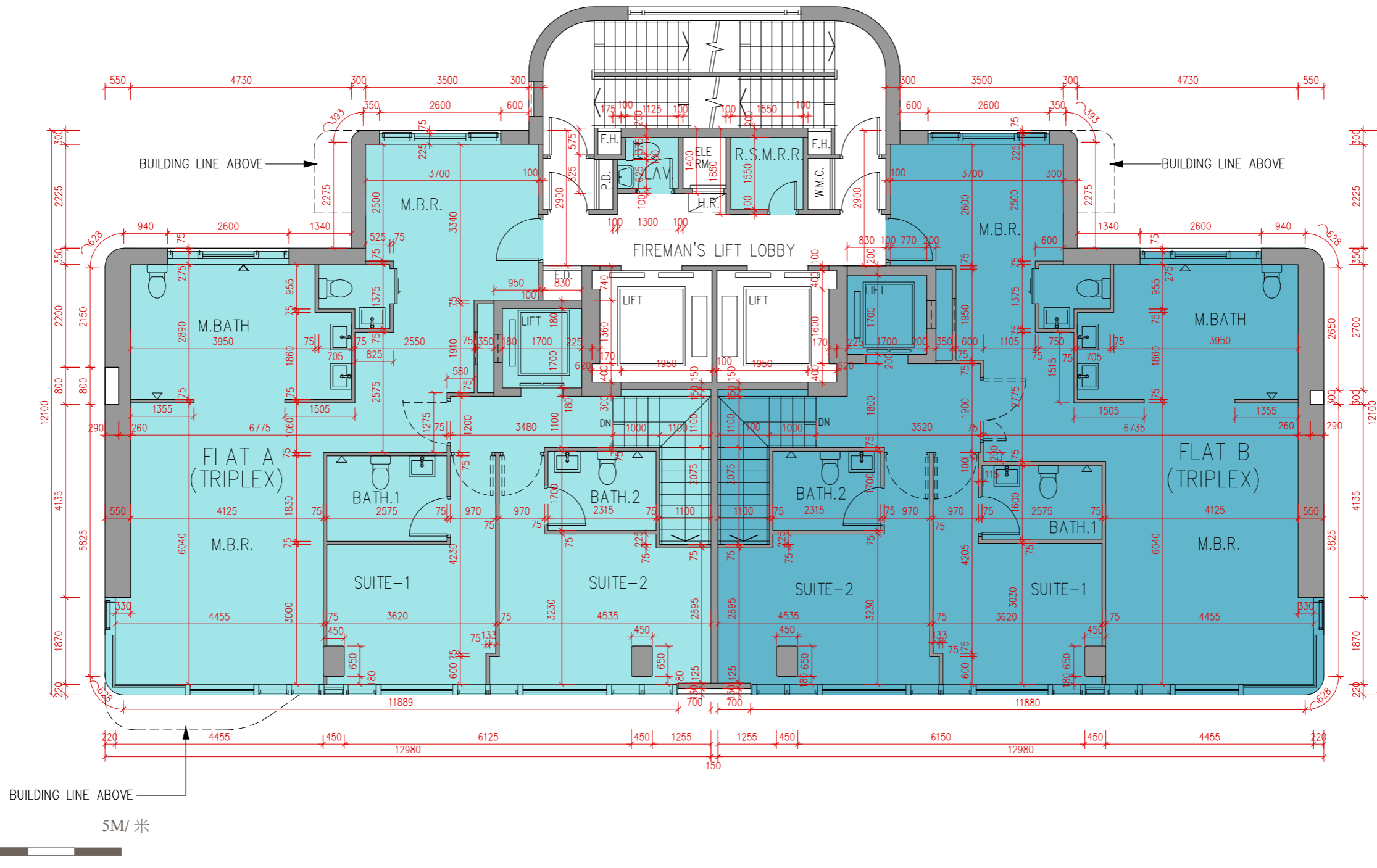
1. 1樓的層與層之間的高度為3500毫米。樓面至樓面高度指該樓層之石屎地台面與上一層石屎地台面之高度距離。
2. 每個住宅單位的樓板(不包括灰泥)的厚度為150毫米及200毫米。
3. 因住宅物業的較高樓層的結構牆的厚度遞減，較高樓層的內部面積，一般比較低樓層的內部面積稍大。
4. 平面圖中顯示之附註、名詞及簡稱之圖例請參閱本售樓說明書第18頁。
5. 平面圖之尺規所列數字為以毫米標示之建築結構尺寸。

# Floor Plans of Residential Properties in the Development

## 發展項目的住宅物業的樓面平面圖

### 2/F Floor Plan

### 2樓平面圖



1. The floor-to-floor height of 2/F is 3500mm. Floor to-floor height refers to the height between the top surface of the structural slab of a floor and the top surface of the structural slab of its immediate upper floor.
2. The thickness of the floor slabs (excluding plaster) of each residential unit is 150mm and 200mm.
3. The internal areas of the residential properties on the upper floors will generally be slightly larger than those on the lower floors because of the reducing thickness of the structural walls on the upper floors.
4. Please refer to page 18 of this sales brochure for remarks, legend of the terms and abbreviations shown in the floor plans.
5. The dimensions of the floor plans are all structural dimensions in millimeter.

Notes:

\*This part in this flat has been altered by way of minor works or exempted works under the Buildings Ordinance after completion of the Development. Please refer to the floor plan on p.25 for the as-is condition.

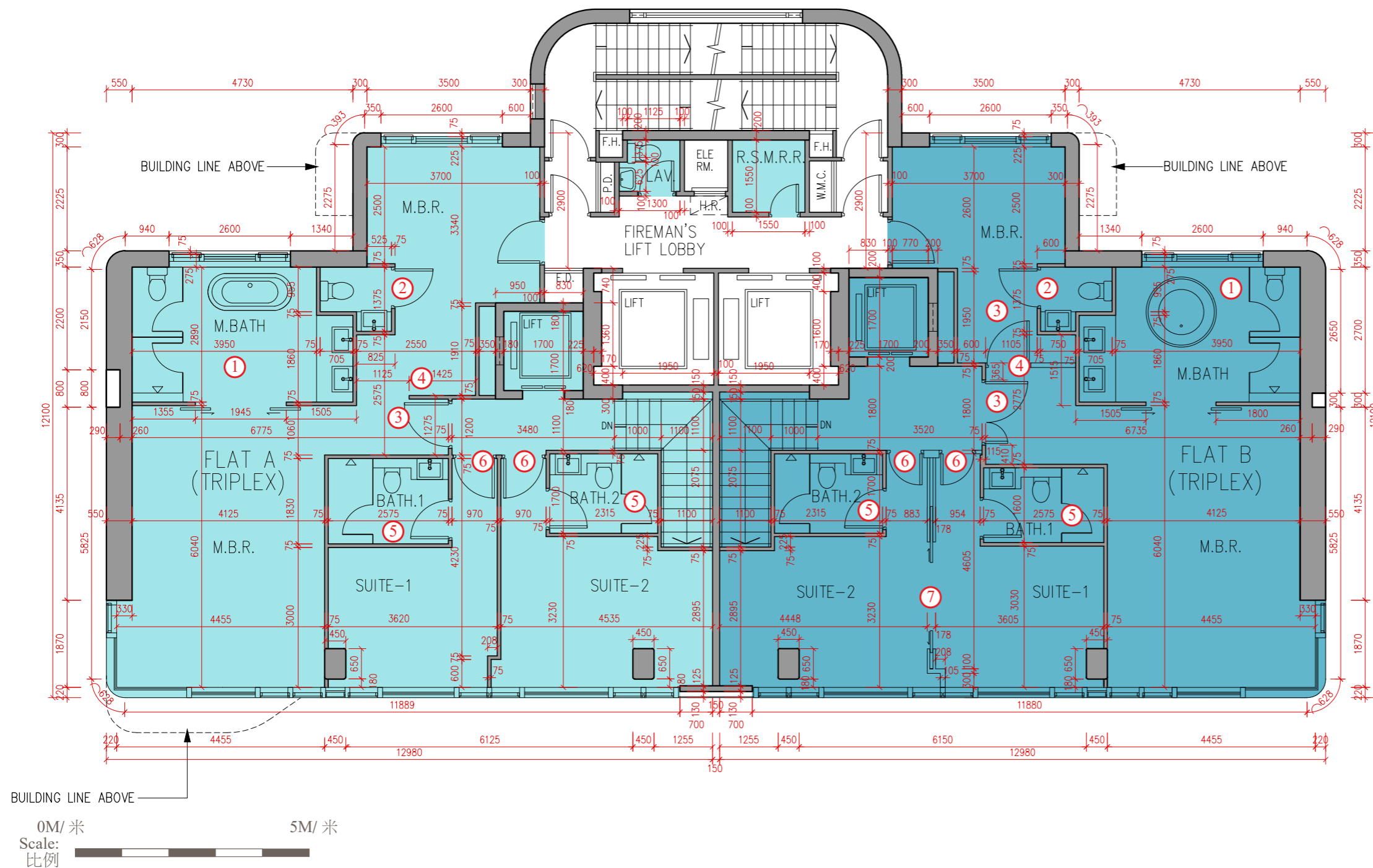
1. 2樓的層與層之間的高度為3500毫米。樓面至樓面高度指該樓層之石屎地台面與上一層石屎地台面之高度距離。
2. 每個住宅單位的樓板(不包括灰泥)的厚度為150毫米及200毫米。
3. 因住宅物業的較高樓層的結構牆的厚度遞減，較高樓層的內部面積，一般比較低樓層的內部面積稍大。
4. 平面圖中顯示之附註、名詞及簡稱之圖例請參閱本售樓說明書第18頁。
5. 平面圖之尺規所列數字為以毫米標示之建築結構尺寸。

備註:

\*此單位此部份因在發展項目落成後進行小型工程或獲《建築物條例》豁免的工程而有所改動。現狀請參閱第25頁之平面圖。

2/F Floor Plan showing As-is Layout

2樓現狀間隔平面圖



### Alteration Work

1. Bathtub, vanity counter, shower cubicle with glass door, water closet cubicle with glass door and sliding door in Master Bathroom are added.
2. Sliding door is changed to swing door in Lavatory.
3. Master Bedroom door is added.
4. Partition in Master Bedroom is added.
5. Vanity counter and shower cubicle with glass door in Bathroom are added.
6. Suite door is added.
7. Partition wall of suites is changed to sliding door.

### 經改動工程

1. 新增主人浴室浴缸、洗手盆櫃、淋浴間配玻璃門、坐廁間配玻璃門及趟門。
2. 洗手間趟門改為掩門。
3. 新增主人睡房門。
4. 新增主人睡房間隔。
5. 新增浴室洗手盆櫃及淋浴間配玻璃門。
6. 新增套房門。
7. 改動套房間隔牆為趟門。

1. The floor-to-floor height of 2/F is 3500mm. Floor to-floor height refers to the height between the top surface of the structural slab of a floor and the top surface of the structural slab of its immediate upper floor.
2. The thickness of the floor slabs (excluding plaster) of each residential unit is 150mm and 200mm.
3. The internal areas of the residential properties on the upper floors will generally be slightly larger than those on the lower floors because of the reducing thickness of the structural walls on the upper floors.
4. Please refer to page 18 of this sales brochure for remarks, legend of the terms and abbreviations shown in the floor plans.
5. The dimensions of the floor plans are all structural dimensions in millimeter.

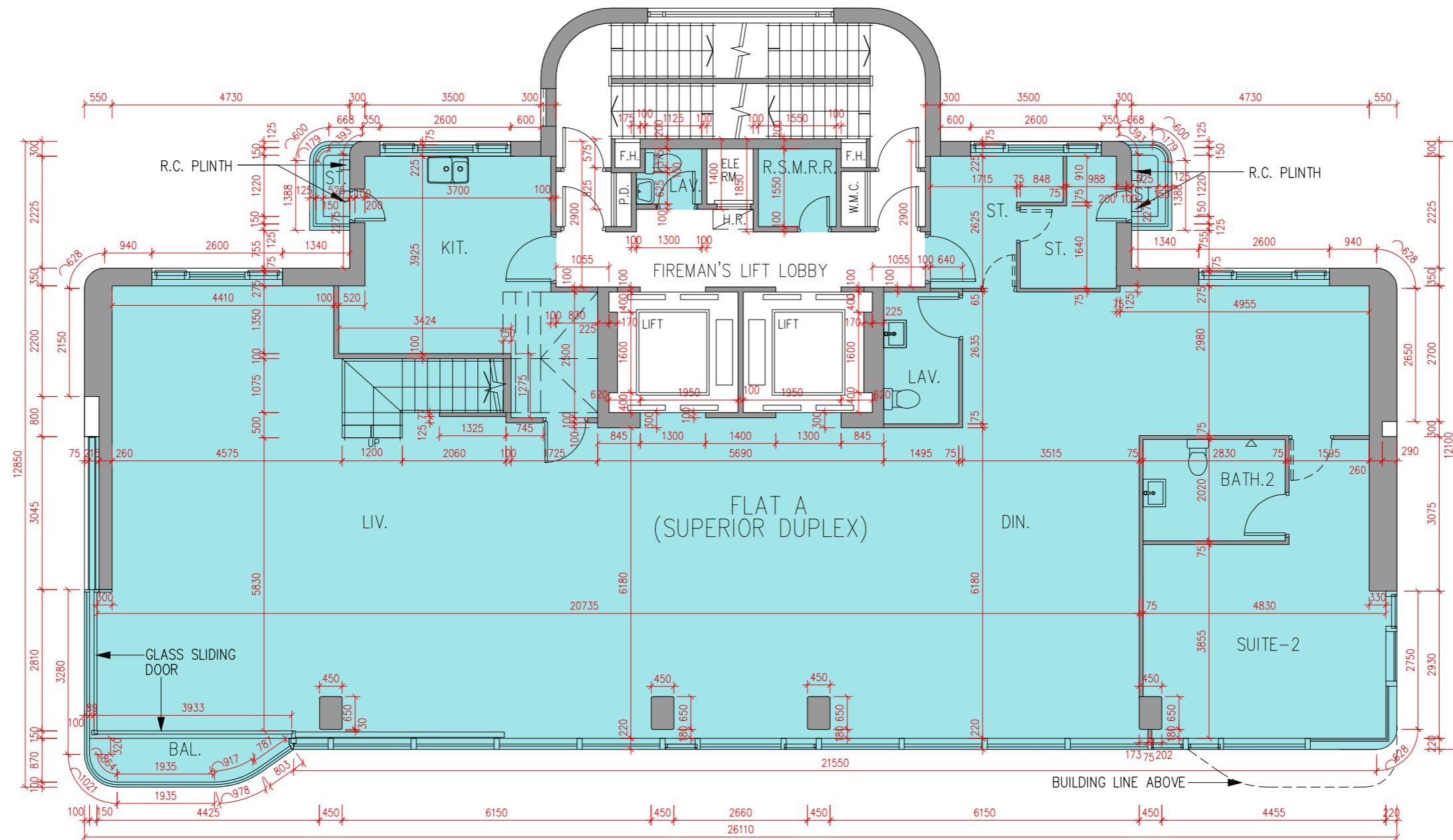
1. 2樓的層與層之間的高度為3500毫米。樓面至樓面高度指該樓層之石屎地台面與上一層石屎地台面之高度距離。
2. 每個住宅單位的樓板(不包括灰泥)的厚度為150毫米及200毫米。
3. 因住宅物業的較高樓層的結構牆的厚度遞減,較高樓層的內部面積,一般比較低樓層的內部面積稍大。
4. 平面圖中顯示之附註、名詞及簡稱之圖例請參閱本售樓說明書第18頁。
5. 平面圖之尺規所列數字為以毫米標示之建築結構尺寸。

# Floor Plans of Residential Properties in the Development

## 發展項目的住宅物業的樓面平面圖

### 3/F Floor Plan

### 3樓平面圖



1. The floor-to-floor height of 3/F is 3500mm. Floor to-floor height refers to the height between the top surface of the structural slab of a floor and the top surface of the structural slab of its immediate upper floor.
2. The thickness of the floor slabs (excluding plaster) of each residential unit is 150mm and 200mm.
3. The internal areas of the residential properties on the upper floors will generally be slightly larger than those on the lower floors because of the reducing thickness of the structural walls on the upper floors.
4. Please refer to page 18 of this sales brochure for remarks, legend of the terms and abbreviations shown in the floor plans.
5. The dimensions of the floor plans are all structural dimensions in millimeter.

Notes:

\*This part in this flat has been altered by way of minor works or exempted works under the Buildings Ordinance after completion of the Development. Please refer to the floor plan on p.27 for the as-is condition.

1. 3樓的層與層之間的高度為3500毫米。樓面至樓面高度指該樓層之石屎地台面與上一層石屎地台面之高度距離。
2. 每個住宅單位的樓板(不包括灰泥)的厚度為150毫米及200毫米。
3. 因住宅物業的較高樓層的結構牆的厚度遞減，較高樓層的內部面積，一般比較低樓層的內部面積稍大。
4. 平面圖中顯示之附註、名詞及簡稱之圖例請參閱本售樓說明書第18頁。
5. 平面圖之尺規所列數字為以毫米標示之建築結構尺寸。

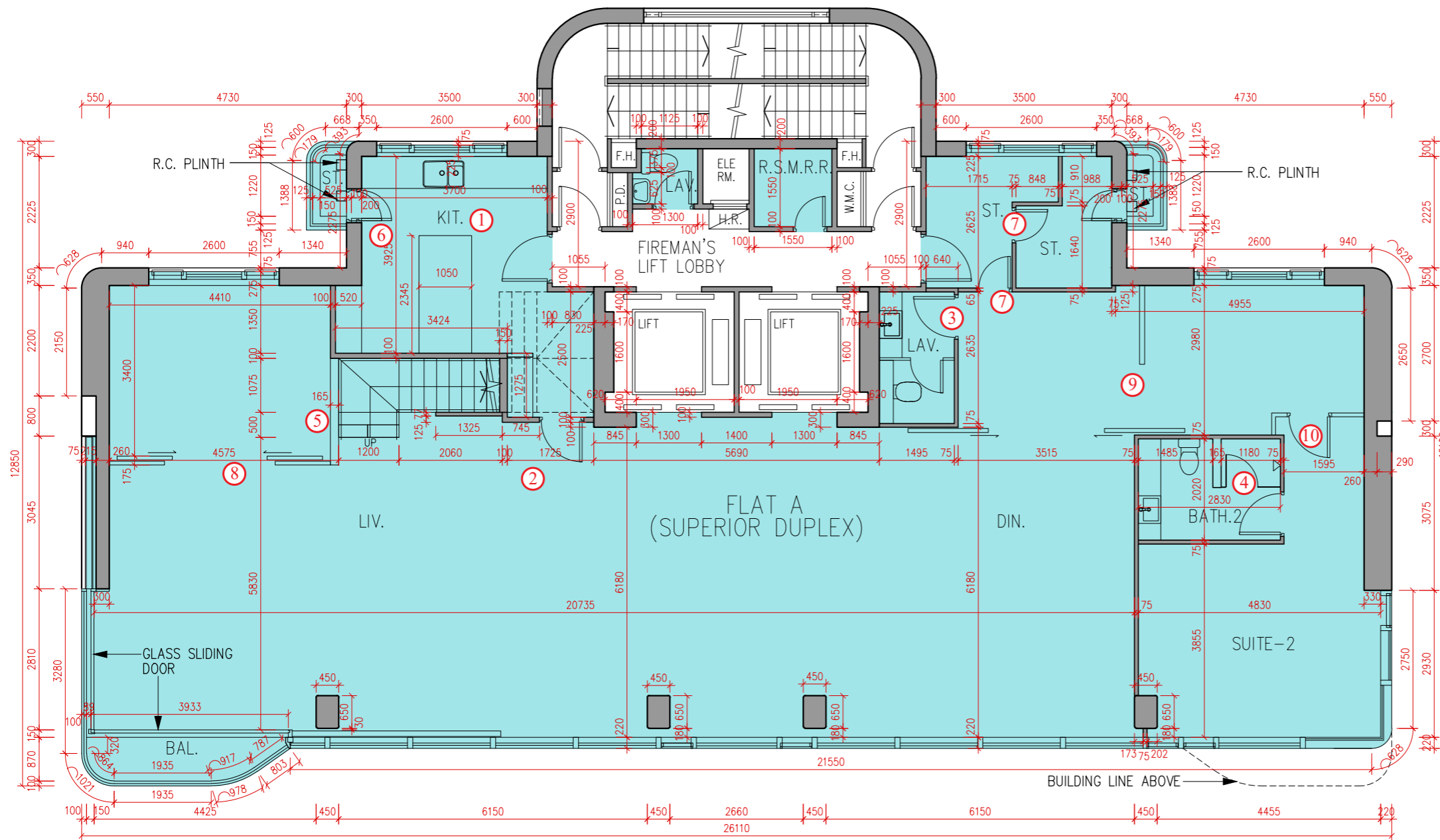
備註:

\*此單位此部份因在發展項目落成後進行小型工程或獲《建築物條例》豁免的工程而有所改動。現狀請參閱第27頁之平面圖。



3/F Floor Plan showing As-is Layout

3樓現狀間隔平面圖



Alteration Work


1. Kitchen cabinet is added.
2. Kitchen door swing direction is changed.
3. Vanity counter and water closet cubicle with glass door in Lavatory are added.
4. Vanity counter and shower cubicle with glass door and in Bathroom are added.
5. Partition adjacent to staircase is added.
6. Store Room door (For A/C Outdoor Unit) is added.
7. Store Room door is added.
8. Partition and sliding door in Living Room are added.
9. Partition and sliding door in Dining Room are added.
10. Suite door is added.
11. Store Room door (For A/C Outdoor Unit) is added.

經改動工程

1. 新增廚櫃。
2. 改變廚房門擺的方向。
3. 新增洗手間洗手盆櫃及坐廁間配玻璃門。
4. 新增浴室洗手盆櫃及淋浴間配玻璃門。
5. 新增樓梯旁間隔。
6. 新增儲物室門(放置空調戶外機)。
7. 新增儲物室門。
8. 新增客廳間隔及趟門。
9. 新增飯廳間隔及趟門。
10. 新增套房門。
11. 新增儲物室門(放置空調戶外機)。

0M/米  
Scale:  
比例

3/F PLAN



1. The floor-to-floor height of 3/F is 3500mm. Floor to-floor height refers to the height between the top surface of the structural slab of a floor and the top surface of the structural slab of its immediate upper floor.
2. The thickness of the floor slabs (excluding plaster) of each residential unit is 150mm and 200mm.
3. The internal areas of the residential properties on the upper floors will generally be slightly larger than those on the lower floors because of the reducing thickness of the structural walls on the upper floors.
4. Please refer to page 18 of this sales brochure for remarks, legend of the terms and abbreviations shown in the floor plans.
5. The dimensions of the floor plans are all structural dimensions in millimeter.

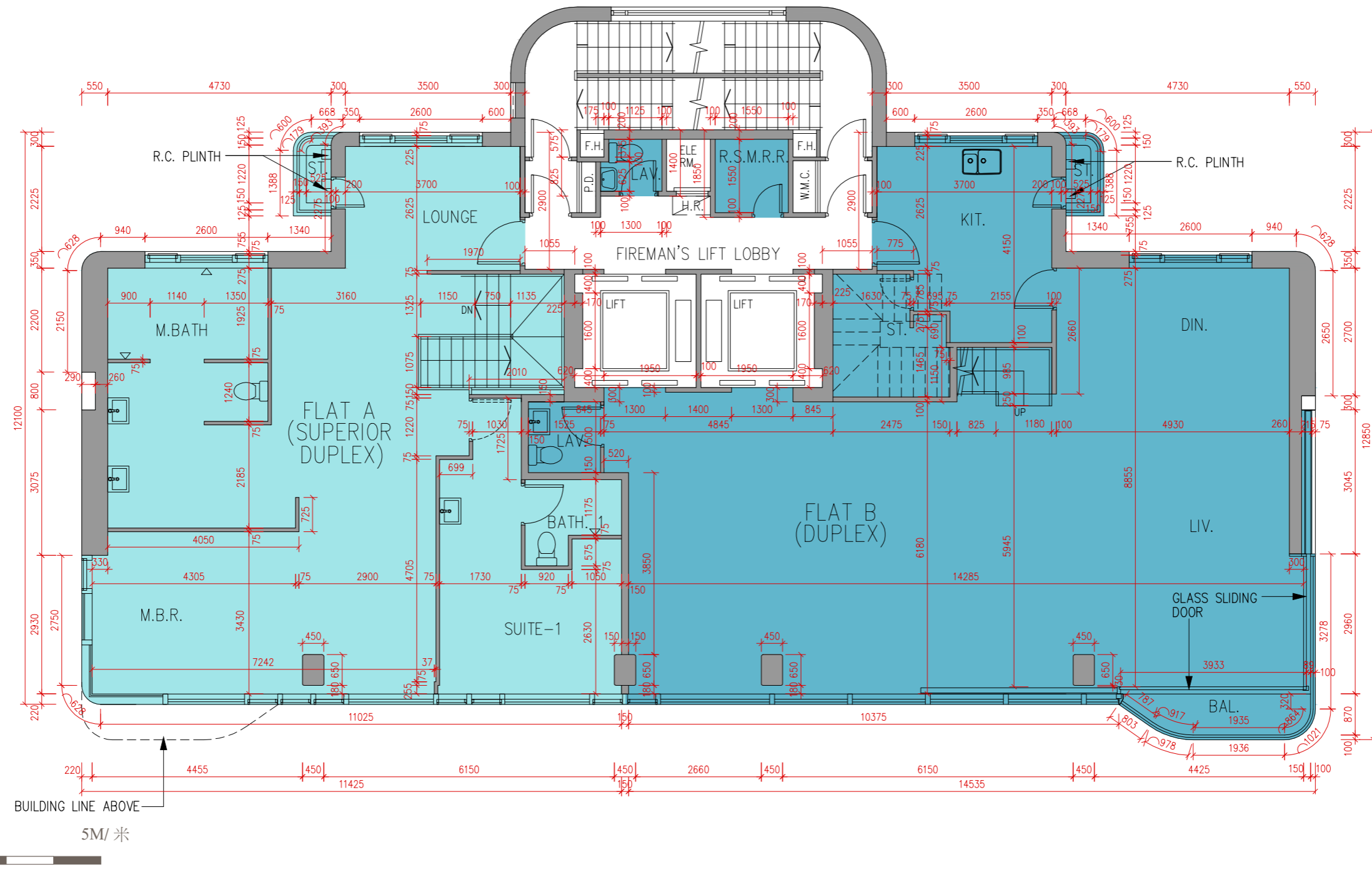
1. 3樓的層與層之間的高度為3500毫米。樓面至樓面高度指該樓層之石屎地台面與上一層石屎地台面之高度距離。
2. 每個住宅單位的樓板(不包括灰泥)的厚度為150毫米及200毫米。
3. 因住宅物業的較高樓層的結構牆的厚度遞減, 較高樓層的內部面積, 一般比較低樓層的內部面積稍大。
4. 平面圖中顯示之附註、名詞及簡稱之圖例請參閱本售樓說明書第18頁。
5. 平面圖之尺規所列數字為以毫米標示之建築結構尺寸。

# Floor Plans of Residential Properties in the Development

## 發展項目的住宅物業的樓面平面圖

### 5/F Floor Plan

### 5樓平面圖



1. The floor-to-floor height of 5/F is 3500mm. Floor to-floor height refers to the height between the top surface of the structural slab of a floor and the top surface of the structural slab of its immediate upper floor.
2. The thickness of the floor slabs (excluding plaster) of each residential unit is 150mm and 200mm.
3. The internal areas of the residential properties on the upper floors will generally be slightly larger than those on the lower floors because of the reducing thickness of the structural walls on the upper floors.
4. Please refer to page 18 of this sales brochure for remarks, legend of the terms and abbreviations shown in the floor plans.
5. The dimensions of the floor plans are all structural dimensions in millimeter.

**Notes:**

\*This part in this flat has been altered by way of minor works or exempted works under the Buildings Ordinance after completion of the Development. Please refer to the floor plan on p.29 for the as-is condition.

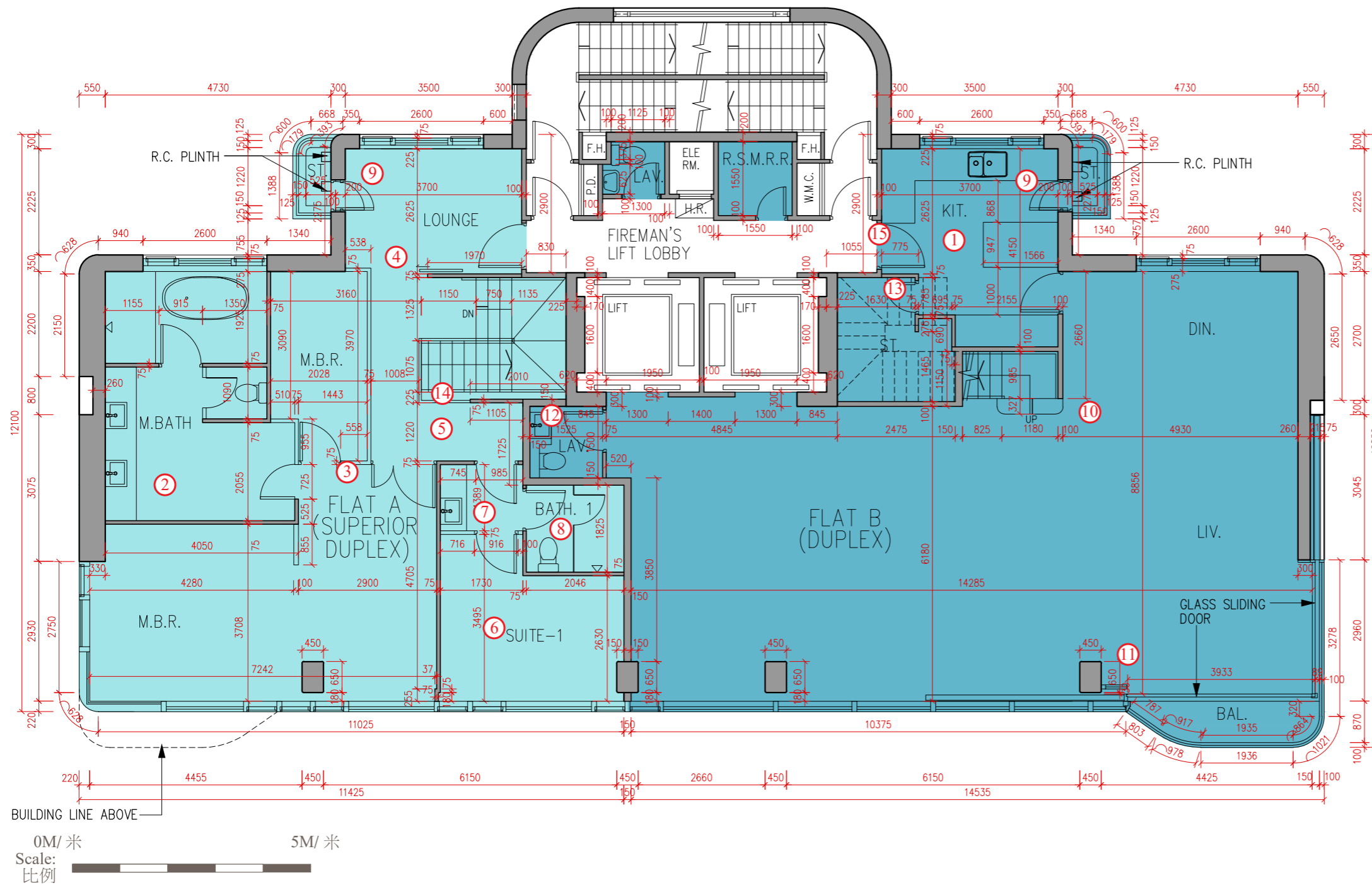
1. 5樓的層與層之間的高度為3500毫米。樓面至樓面高度指該樓層之石屎地台面與上一層石屎地台面之高度距離。
2. 每個住宅單位的樓板(不包括灰泥)的厚度為150毫米及200毫米。
3. 因住宅物業的較高樓層的結構牆的厚度遞減，較高樓層的內部面積，一般比較低樓層的內部面積稍大。
4. 平面圖中顯示之附註、名詞及簡稱之圖例請參閱本售樓說明書第18頁。
5. 平面圖之尺規所列數字為以毫米標示之建築結構尺寸。

**備註:**

\*此單位此部份因在發展項目落成後進行小型工程或獲《建築物條例》豁免的工程而有所改動。現狀請參閱第29頁之平面圖。

5/F Floor Plan showing As-is Layout

5樓現狀間隔平面圖



Alteration Work

1. Kitchen cabinet is added.
2. Bathtub, vanity counter, shower cubicle with glass door, water closet cubicle door and door in Master Bathroom are added.
3. Partition and doors in Master Bedroom are added.
4. Lounge sliding door is added.
5. Layout of Suite is changed and Suite door is added.
6. Partition and door in Suite are added.
7. Vanity counter in Suite is added.
8. Layout of Bathroom is changed and shower cubicle with glass door in Bathroom is added.
9. Store Room door (For A/C Outdoor Unit) is added.
10. Design of staircase is modified.
11. Glass balustrade adjacent to Balcony is added.
12. Vanity counter in Lavatory is added.
13. Store Room door is added.
14. Glass balustrade at staircase is relocated.
15. Kitchen door swing direction is changed.

經改動工程

1. 新增廚櫃。
2. 新增主人浴室浴缸、洗手盆櫃、淋浴間配玻璃門、坐廁間門及門。
3. 新增主人睡房間隔及門。
4. 新增雅座趟門。
5. 改動套房間隔及新增套房門。
6. 新增套房間隔及門。
7. 新增套房洗手盆櫃。
8. 改動浴室間隔及新增浴室淋浴間配玻璃門。
9. 新增儲物室門(放置空調戶外機)。
10. 修改樓梯設計。
11. 新增露台旁玻璃欄杆。
12. 新增洗手間洗手盆櫃。
13. 新增儲物室門。
14. 移動樓梯玻璃欄杆。
15. 改變廚房門擺的方向。

1. The floor-to-floor height of 5/F is 3500mm. Floor to-floor height refers to the height between the top surface of the structural slab of a floor and the top surface of the structural slab of its immediate upper floor.
2. The thickness of the floor slabs (excluding plaster) of each residential unit is 150mm and 200mm.
3. The internal areas of the residential properties on the upper floors will generally be slightly larger than those on the lower floors because of the reducing thickness of the structural walls on the upper floors.
4. Please refer to page 18 of this sales brochure for remarks, legend of the terms and abbreviations shown in the floor plans.
5. The dimensions of the floor plans are all structural dimensions in millimeter.

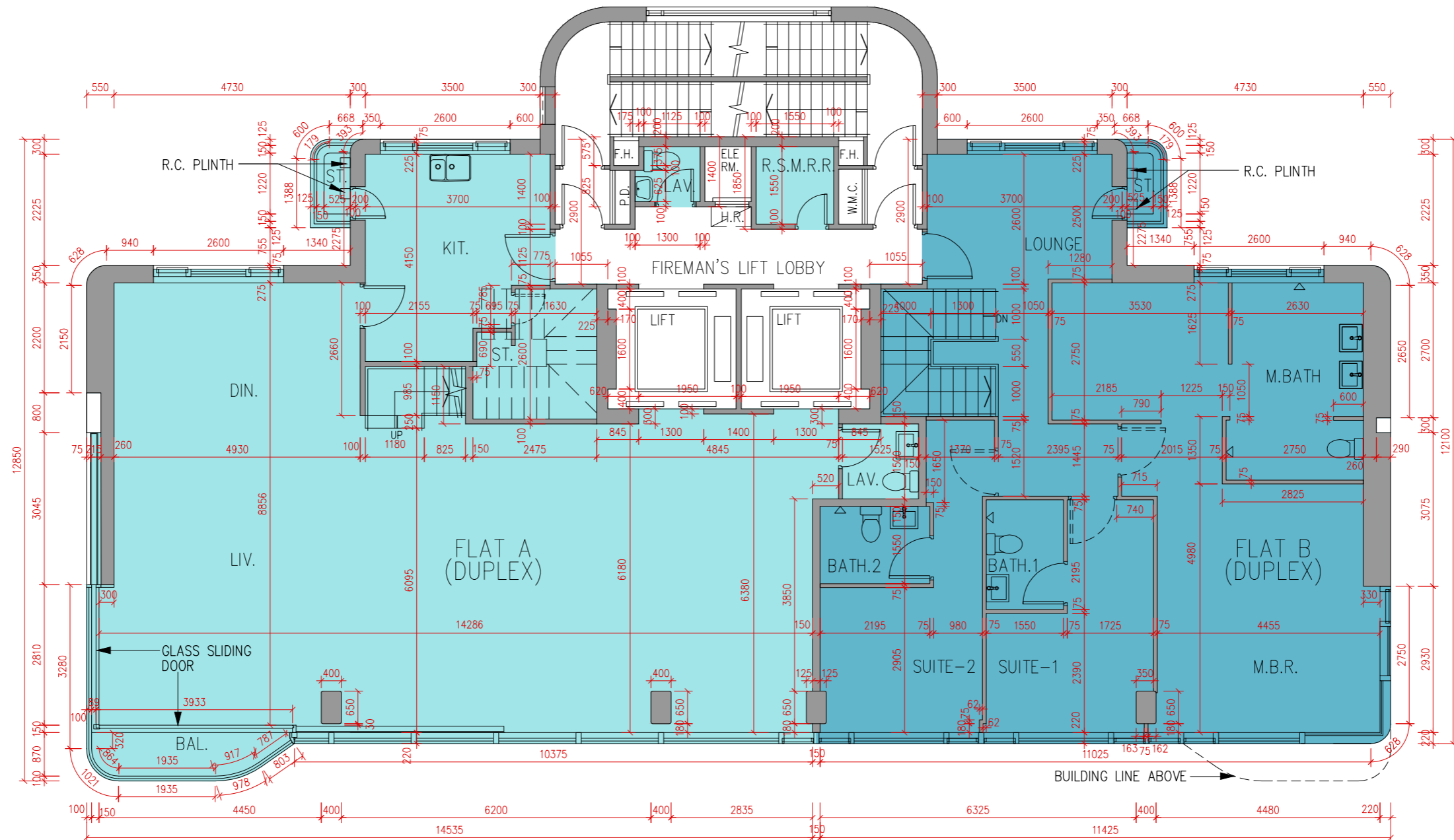
1. 5樓的層與層之間的高度為3500毫米。樓面至樓面高度指該樓層之石屎地台面與上一層石屎地台面之高度距離。
2. 每個住宅單位的樓板(不包括灰泥)的厚度為150毫米及200毫米。
3. 因住宅物業的較高樓層的結構牆的厚度遞減, 較高樓層的內部面積, 一般比較低樓層的內部面積稍大。
4. 平面圖中顯示之附註、名詞及簡稱之圖例請參閱本售樓說明書第18頁。
5. 平面圖之尺規所列數字為以毫米標示之建築結構尺寸。

# Floor Plans of Residential Properties in the Development

## 發展項目的住宅物業的樓面平面圖

### 6/F & 8/F Floor Plan

#### 6樓及8樓平面圖



1. The floor-to-floor height of 6/F & 8/F is 3500mm. Floor to-floor height refers to the height between the top surface of the structural slab of a floor and the top surface of the structural slab of its immediate upper floor.
2. The thickness of the floor slabs (excluding plaster) of each residential unit is 150mm and 200mm.
3. The internal areas of the residential properties on the upper floors will generally be slightly larger than those on the lower floors because of the reducing thickness of the structural walls on the upper floors.
4. Please refer to page 18 of this sales brochure for remarks, legend of the terms and abbreviations shown in the floor plans.
5. The dimensions of the floor plans are all structural dimensions in millimeter.

Notes:

\*This part in this flat has been altered by way of minor works or exempted works under the Buildings Ordinance after completion of the Development. Please refer to the floor plan on p.31 for the as-is condition.

1. 6樓及8樓的層與層之間的高度為3500毫米。樓面至樓面高度指該樓層之石屎地台面與上一層石屎地台面之高度距離。
2. 每個住宅單位的樓板(不包括灰泥)的厚度為150毫米及200毫米。
3. 因住宅物業的較高樓層的結構牆的厚度遞減，較高樓層的內部面積，一般比較低樓層的內部面積稍大。
4. 平面圖中顯示之附註、名詞及簡稱之圖例請參閱本售樓說明書第18頁。
5. 平面圖之尺規所列數字為以毫米標示之建築結構尺寸。

備註:

\* 此單位此部份因在發展項目落成後進行小型工程或獲《建築物條例》豁免的工程而有所改動。現狀請參閱第31頁之平面圖。



6/F & 8/F Floor Plan showing As-is Layout

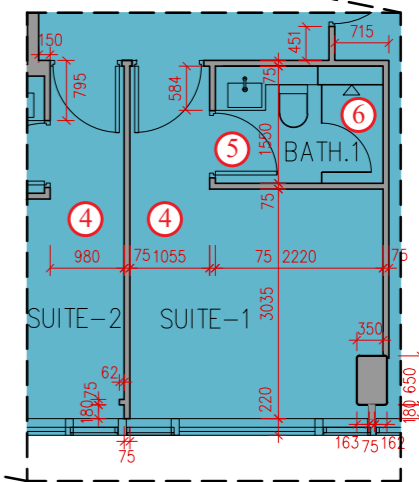
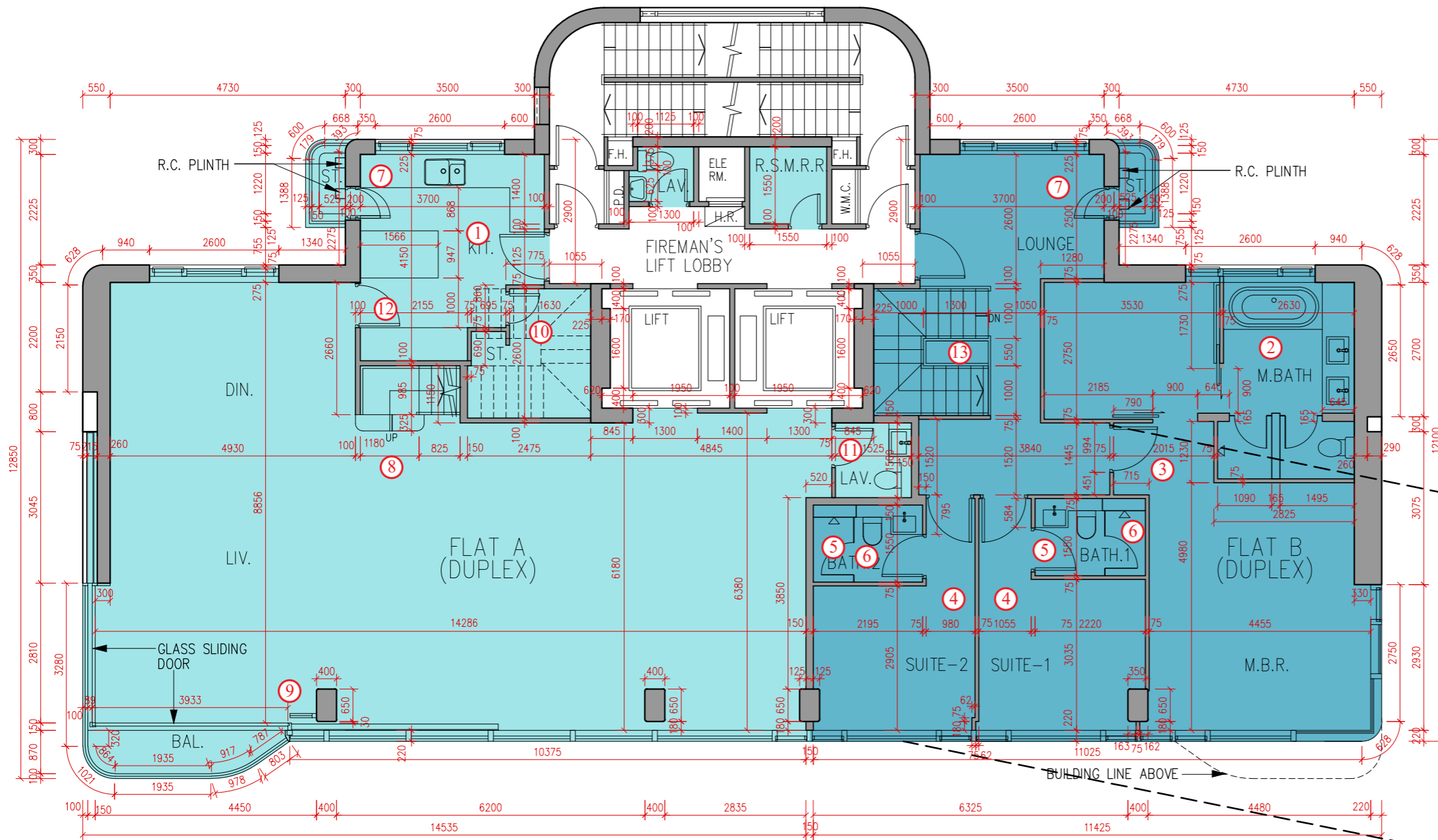
6樓及8樓現狀間隔平面圖

Alteration Work

1. Kitchen cabinet is added.
2. Bathtub, vanity counter, shower cubicle with glass door, water closet cubicle with glass door and sliding door in Master Bathroom are added.
3. Master Bedroom door and sliding door are added.
4. Layout of Suite is changed and Suite door is added.
5. Layout of Bathroom is changed.
6. Vanity counter and shower cubicle with glass door in Bathroom are added.
7. Store Room door (For A/C Outdoor Unit) is added.
8. Design of staircase is modified.
9. Glass balustrade adjacent to Balcony is added.
10. Store Room door is added.
11. Vanity counter in Lavatory is added.
12. Kitchen door swing direction is changed.
13. Parapet at corridor is added.

經改動工程

1. 新增廚櫃。
2. 新增主人浴室浴缸、洗手盆櫃、淋浴間配玻璃門、坐廁間配玻璃門及趟門。
3. 新增主人睡房門及趟門。
4. 改動套房間隔及新增套房門。
5. 改動浴室間隔。
6. 新增浴室洗手盆櫃及淋浴間配玻璃門。
7. 新增儲物室門(放置空調戶外機)。
8. 修改樓梯設計。
9. 新增露台旁玻璃欄杆。
10. 新增儲物室門。
11. 新增洗手間洗手盆櫃。
12. 改變廚房門擺的方向。
13. 新增走廊矮牆。



8/F Part Plan

8樓部份平面圖

1. The floor-to-floor height of 6/F & 8/F is 3500mm. Floor to-floor height refers to the height between the top surface of the structural slab of a floor and the top surface of the structural slab of its immediate upper floor.
2. The thickness of the floor slabs (excluding plaster) of each residential unit is 150mm and 200mm.
3. The internal areas of the residential properties on the upper floors will generally be slightly larger than those on the lower floors because of the reducing thickness of the structural walls on the upper floors.
4. Please refer to page 18 of this sales brochure for remarks, legend of the terms and abbreviations shown in the floor plans.
5. The dimensions of the floor plans are all structural dimensions in millimeter.

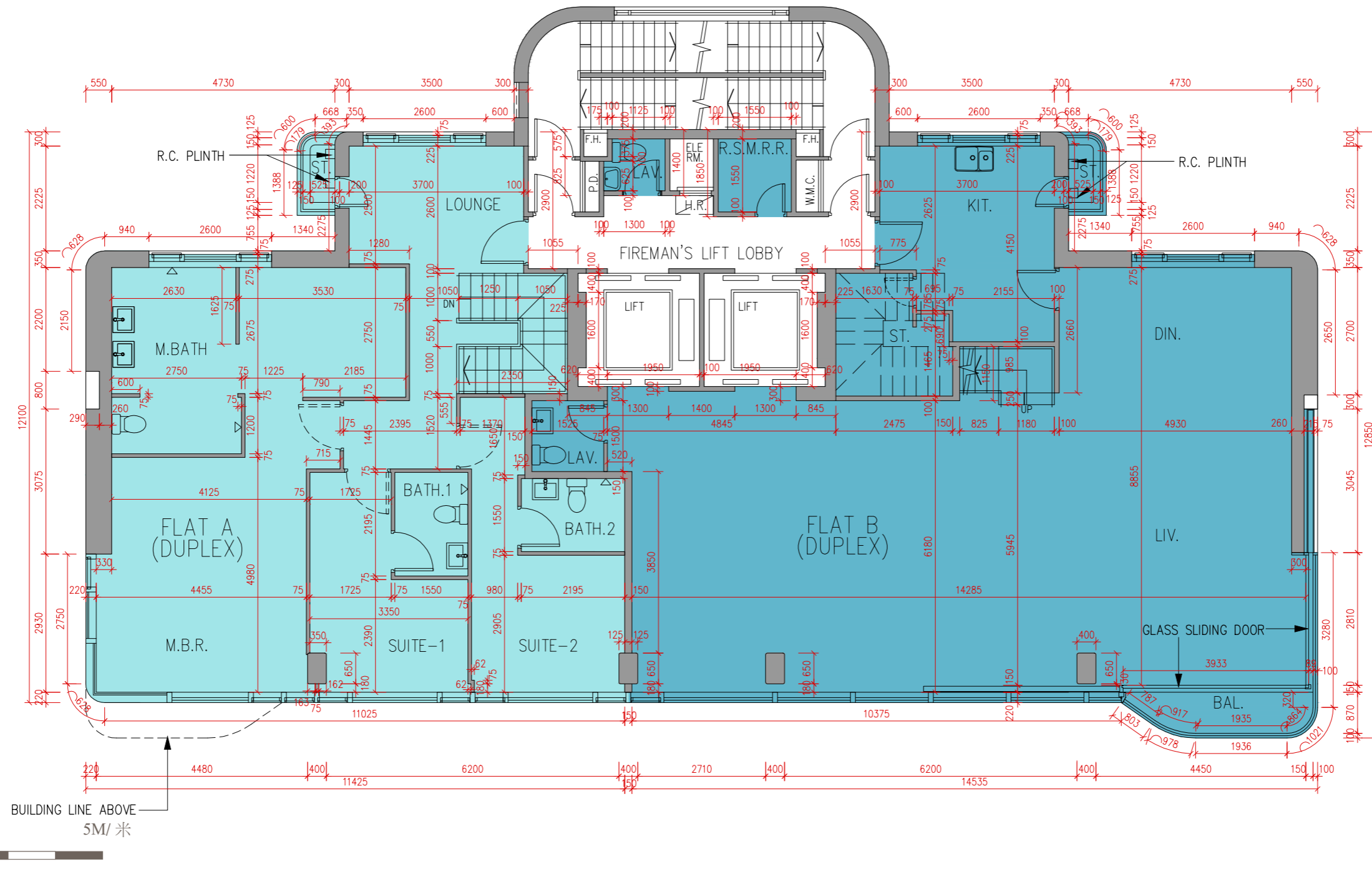
1. 6樓及8樓的層與層之間的高度為3500毫米。樓面至樓面高度指該樓層之石屎地台面與上一層石屎地台面之高度距離。
2. 每個住宅單位的樓板(不包括灰泥)的厚度為150毫米及200毫米。
3. 因住宅物業的較高樓層的結構牆的厚度遞減, 較高樓層的內部面積, 一般比較低樓層的內部面積稍大。
4. 平面圖中顯示之附註、名詞及簡稱之圖例請參閱本售樓說明書第18頁。
5. 平面圖之尺規所列數字為以毫米標示之建築結構尺寸。

# Floor Plans of Residential Properties in the Development

## 發展項目的住宅物業的樓面平面圖

### 7/F Floor Plan

### 7樓平面圖



1. The floor-to-floor height of 7/F is 3500mm. Floor to-floor height refers to the height between the top surface of the structural slab of a floor and the top surface of the structural slab of its immediate upper floor.
2. The thickness of the floor slabs (excluding plaster) of each residential unit is 150mm and 200mm.
3. The internal areas of the residential properties on the upper floors will generally be slightly larger than those on the lower floors because of the reducing thickness of the structural walls on the upper floors.
4. Please refer to page 18 of this sales brochure for remarks, legend of the terms and abbreviations shown in the floor plans.
5. The dimensions of the floor plans are all structural dimensions in millimeter.

#### Notes:

\*This part in this flat has been altered by way of minor works or exempted works under the Buildings Ordinance after completion of the Development. Please refer to the floor plan on p.33 for the as-is condition.

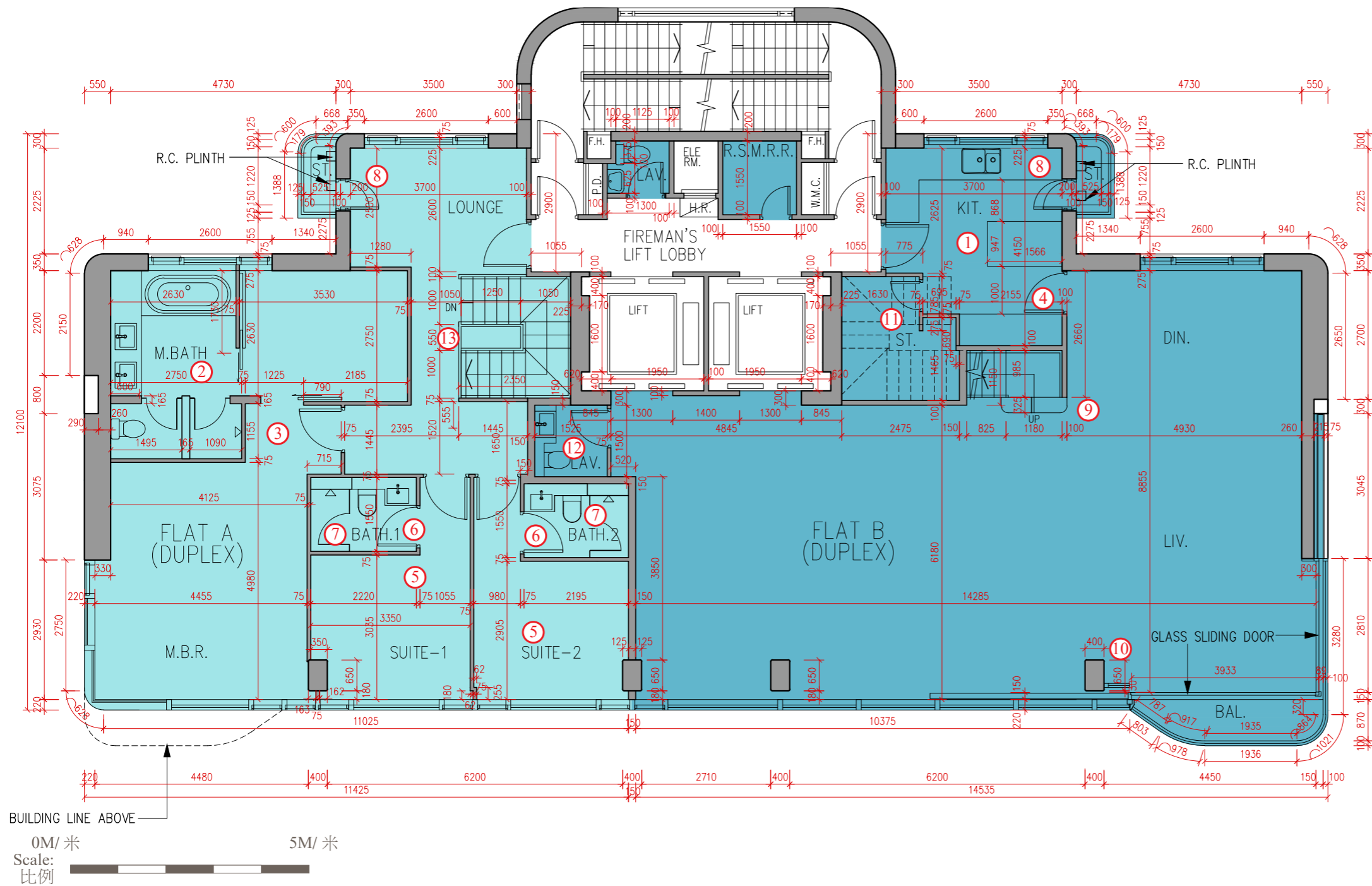
1. 7樓的層與層之間的高度為3500毫米。樓面至樓面高度指該樓層之石屎地台面與上一層石屎地台面之高度距離。
2. 每個住宅單位的樓板(不包括灰泥)的厚度為150毫米及200毫米。
3. 因住宅物業的較高樓層的結構牆的厚度遞減，較高樓層的內部面積，一般比較低樓層的內部面積稍大。
4. 平面圖中顯示之附註、名詞及簡稱之圖例請參閱本售樓說明書第18頁。
5. 平面圖之尺規所列數字為以毫米標示之建築結構尺寸。

#### 備註:

\*此單位此部份因在發展項目落成後進行小型工程或獲《建築物條例》豁免的工程而有所改動。現狀請參閱第33頁之平面圖。

7/F Floor Plan showing As-is Layout

7樓現狀間隔平面圖



Alteration Work

1. Kitchen cabinet is added.
2. Bathtub, vanity counter, shower cubicle with glass door, water closet cubicle with glass door and sliding door in Master Bathroom are added.
3. Master Bedroom door and sliding doors are added.
4. Kitchen door swing direction is changed.
5. Layout of Suite is changed and Suite door is added.
6. Layout of Bathroom is changed.
7. Vanity counter and shower cubicle with glass door in Bathroom are added.
8. Store Room door (For A/C Outdoor Unit) is added.
9. Design of staircase is modified.
10. Glass balustrade adjacent to Balcony is added.
11. Store Room door is added.
12. Vanity counter in Lavatory is added.
13. Parapet at corridor is added.

經改動工程

1. 新增廚櫃。
2. 新增主人浴室浴缸、洗手盆櫃、淋浴間配玻璃門、坐廁間配玻璃門及趟門。
3. 新增主人睡房門及趟門。
4. 改變廚房門擺的方向。
5. 改動套房間隔及新增套房門。
6. 改動浴室間隔。
7. 新增浴室洗手盆櫃及淋浴間配玻璃門。
8. 新增儲物室門(放置空調戶外機)。
9. 修改樓梯設計。
10. 新增露台旁玻璃欄杆。
11. 新增儲物室門。
12. 新增洗手間洗手盆櫃。
13. 新增走廊矮牆。

1. The floor-to-floor height of 7/F is 3500mm. Floor to-floor height refers to the height between the top surface of the structural slab of a floor and the top surface of the structural slab of its immediate upper floor.
2. The thickness of the floor slabs (excluding plaster) of each residential unit is 150mm and 200mm.
3. The internal areas of the residential properties on the upper floors will generally be slightly larger than those on the lower floors because of the reducing thickness of the structural walls on the upper floors.
4. Please refer to page 18 of this sales brochure for remarks, legend of the terms and abbreviations shown in the floor plans.
5. The dimensions of the floor plans are all structural dimensions in millimeter.

1. 7樓的層與層之間的高度為3500毫米。樓面至樓面高度指該樓層之石屎地台面與上一層石屎地台面之高度距離。
2. 每個住宅單位的樓板(不包括灰泥)的厚度為150毫米及200毫米。
3. 因住宅物業的較高樓層的結構牆的厚度遞減，較高樓層的內部面積，一般比較低樓層的內部面積稍大。
4. 平面圖中顯示之附註、名詞及簡稱之圖例請參閱本售樓說明書第18頁。
5. 平面圖之尺規所列數字為以毫米標示之建築結構尺寸。

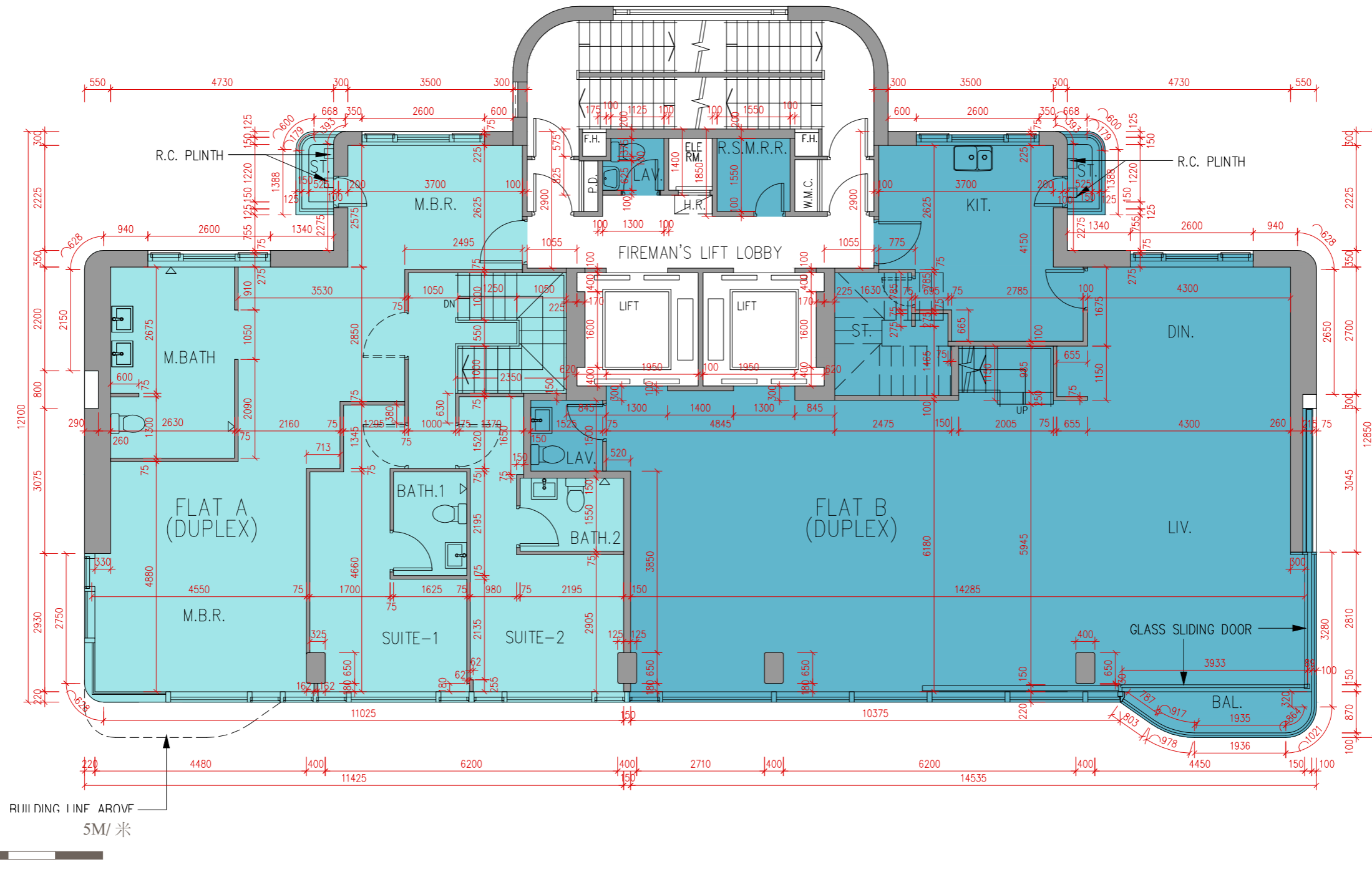


# Floor Plans of Residential Properties in the Development

## 發展項目的住宅物業的樓面平面圖

### 9/F Floor Plan

### 9樓平面圖



1. The floor-to-floor height of 9/F is 3500mm. Floor to-floor height refers to the height between the top surface of the structural slab of a floor and the top surface of the structural slab of its immediate upper floor.
2. The thickness of the floor slabs (excluding plaster) of each residential unit is 150mm and 200mm.
3. The internal areas of the residential properties on the upper floors will generally be slightly larger than those on the lower floors because of the reducing thickness of the structural walls on the upper floors.
4. Please refer to page 18 of this sales brochure for remarks, legend of the terms and abbreviations shown in the floor plans.
5. The dimensions of the floor plans are all structural dimensions in millimeter.

#### Notes:

\*This part in this flat has been altered by way of minor works or exempted works under the Buildings Ordinance after completion of the Development. Please refer to the floor plan on p.35 for the as-is condition.

1. 9樓的層與層之間的高度為3500毫米。樓面至樓面高度指該樓層之石屎地台面與上一層石屎地台面之高度距離。
2. 每個住宅單位的樓板(不包括灰泥)的厚度為150毫米及200毫米。
3. 因住宅物業的較高樓層的結構牆的厚度遞減，較高樓層的內部面積，一般比較低樓層的內部面積稍大。
4. 平面圖中顯示之附註、名詞及簡稱之圖例請參閱本售樓說明書第18頁。
5. 平面圖之尺規所列數字為以毫米標示之建築結構尺寸。

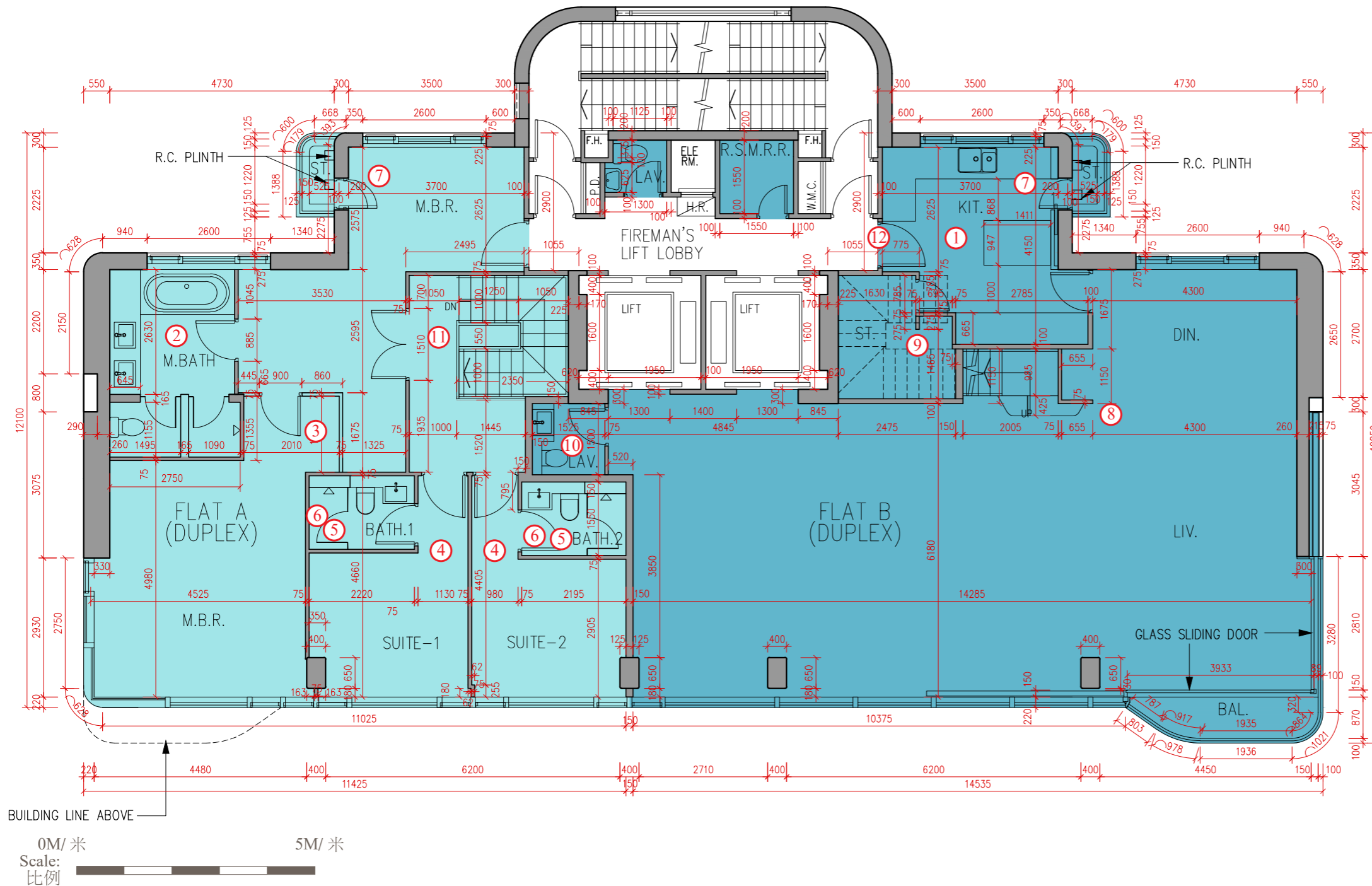
#### 備註:

\*此單位此部份因在發展項目落成後進行小型工程或獲《建築物條例》豁免的工程而有所改動。現狀請參閱第35頁之平面圖。



9/F Floor Plan showing As-is Layout

9樓現狀間隔平面圖



Alteration Work

1. Kitchen cabinet is added.
2. Bathtub, vanity counter, shower cubicle with glass door, water closet cubicle with glass door and door in Master Bathroom are added.
3. Layout of Master Bedroom is changed and Master Bedroom door is added.
4. Layout of Suite is changed and Suite door is added.
5. Layout of Bathroom is changed.
6. Vanity counter and shower cubicle with glass door in Bathroom are added.
7. Store Room sliding door (For A/C Outdoor Unit) is added.
8. Design of staircase is modified.
9. Store Room door is added.
10. Vanity counter in Lavatory is added.
11. Parapet at corridor is added.
12. Kitchen door swing direction is changed.

經改動工程

1. 新增廚櫃。
2. 新增主人浴室浴缸、洗手盆櫃、淋浴間配玻璃門、坐廁間配玻璃門及門。
3. 改動主人睡房間隔及新增主人睡房門。
4. 改動套房間隔及新增套房門。
5. 改動浴室間隔。
6. 新增浴室洗手盆櫃及淋浴間配玻璃門。
7. 新增儲物室趟門(放置空調戶外機)。
8. 修改樓梯設計。
9. 新增儲物室門。
10. 新增洗手間洗手盆櫃。
11. 新增走廊矮牆。
12. 改變廚房門擺的方向。

1. The floor-to-floor height of 9/F is 3500mm. Floor to-floor height refers to the height between the top surface of the structural slab of a floor and the top surface of the structural slab of its immediate upper floor.
2. The thickness of the floor slabs (excluding plaster) of each residential unit is 150mm and 200mm.
3. The internal areas of the residential properties on the upper floors will generally be slightly larger than those on the lower floors because of the reducing thickness of the structural walls on the upper floors.
4. Please refer to page 18 of this sales brochure for remarks, legend of the terms and abbreviations shown in the floor plans.
5. The dimensions of the floor plans are all structural dimensions in millimeter.

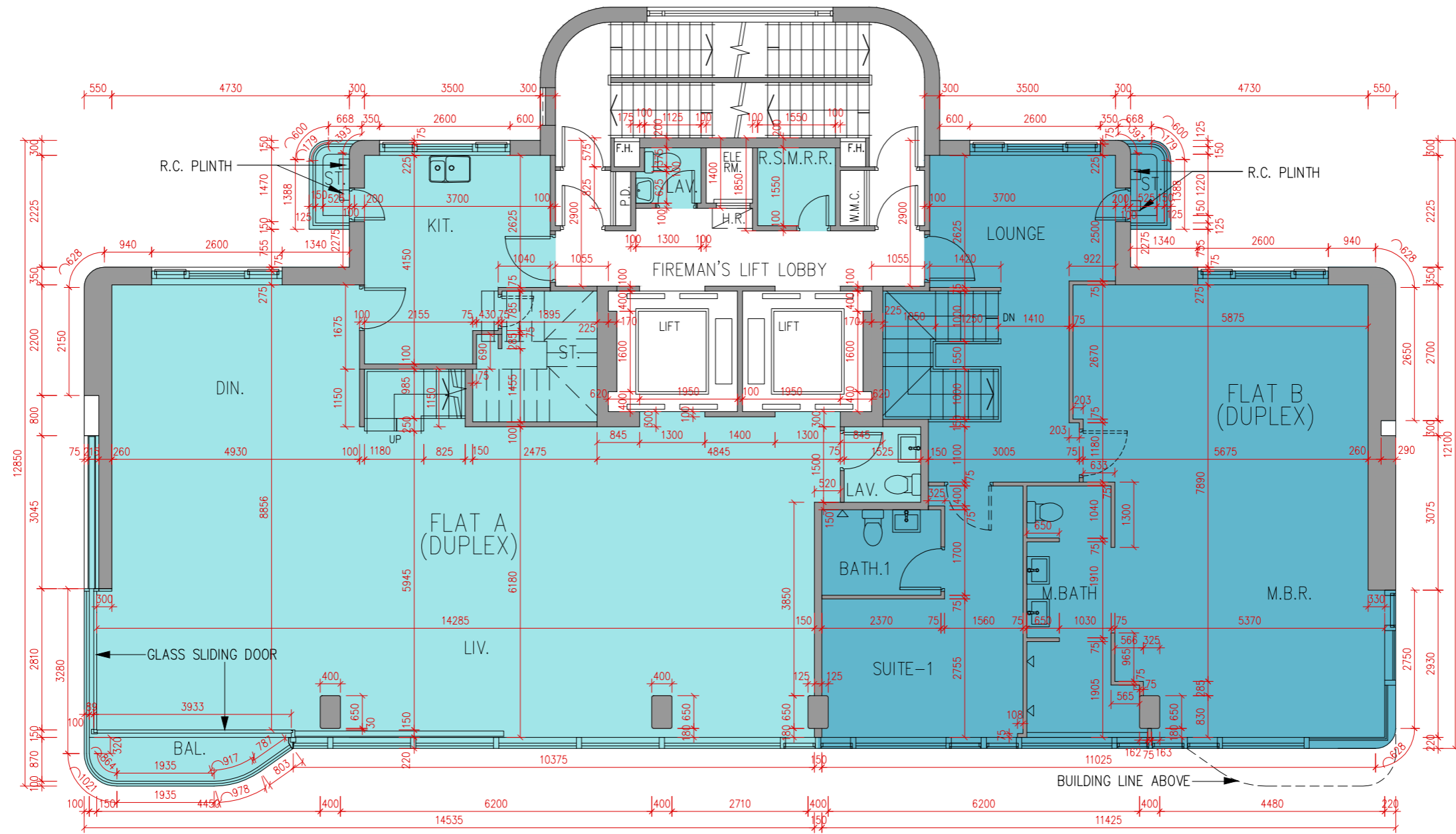
1. 9樓的層與層之間的高度為3500毫米。樓面至樓面高度指該樓層之石屎地台面與上一層石屎地台面之高度距離。
2. 每個住宅單位的樓板(不包括灰泥)的厚度為150毫米及200毫米。
3. 因住宅物業的較高樓層的結構牆的厚度遞減，較高樓層的內部面積，一般比較低樓層的內部面積稍大。
4. 平面圖中顯示之附註、名詞及簡稱之圖例請參閱本售樓說明書第18頁。
5. 平面圖之尺規所列數字為以毫米標示之建築結構尺寸。

# Floor Plans of Residential Properties in the Development

## 發展項目的住宅物業的樓面平面圖

### 10/F Floor Plan

### 10樓平面圖



1. The floor-to-floor height of 10/F is 3500mm. Floor to-floor height refers to the height between the top surface of the structural slab of a floor and the top surface of the structural slab of its immediate upper floor.
2. The thickness of the floor slabs (excluding plaster) of each residential unit is 150mm and 200mm.
3. The internal areas of the residential properties on the upper floors will generally be slightly larger than those on the lower floors because of the reducing thickness of the structural walls on the upper floors.
4. Please refer to page 18 of this sales brochure for remarks, legend of the terms and abbreviations shown in the floor plans.
5. The dimensions of the floor plans are all structural dimensions in millimeter.

Notes:

\*This part in this flat has been altered by way of minor works or exempted works under the Buildings Ordinance after completion of the Development. Please refer to the floor plan on p.37 for the as-is condition.

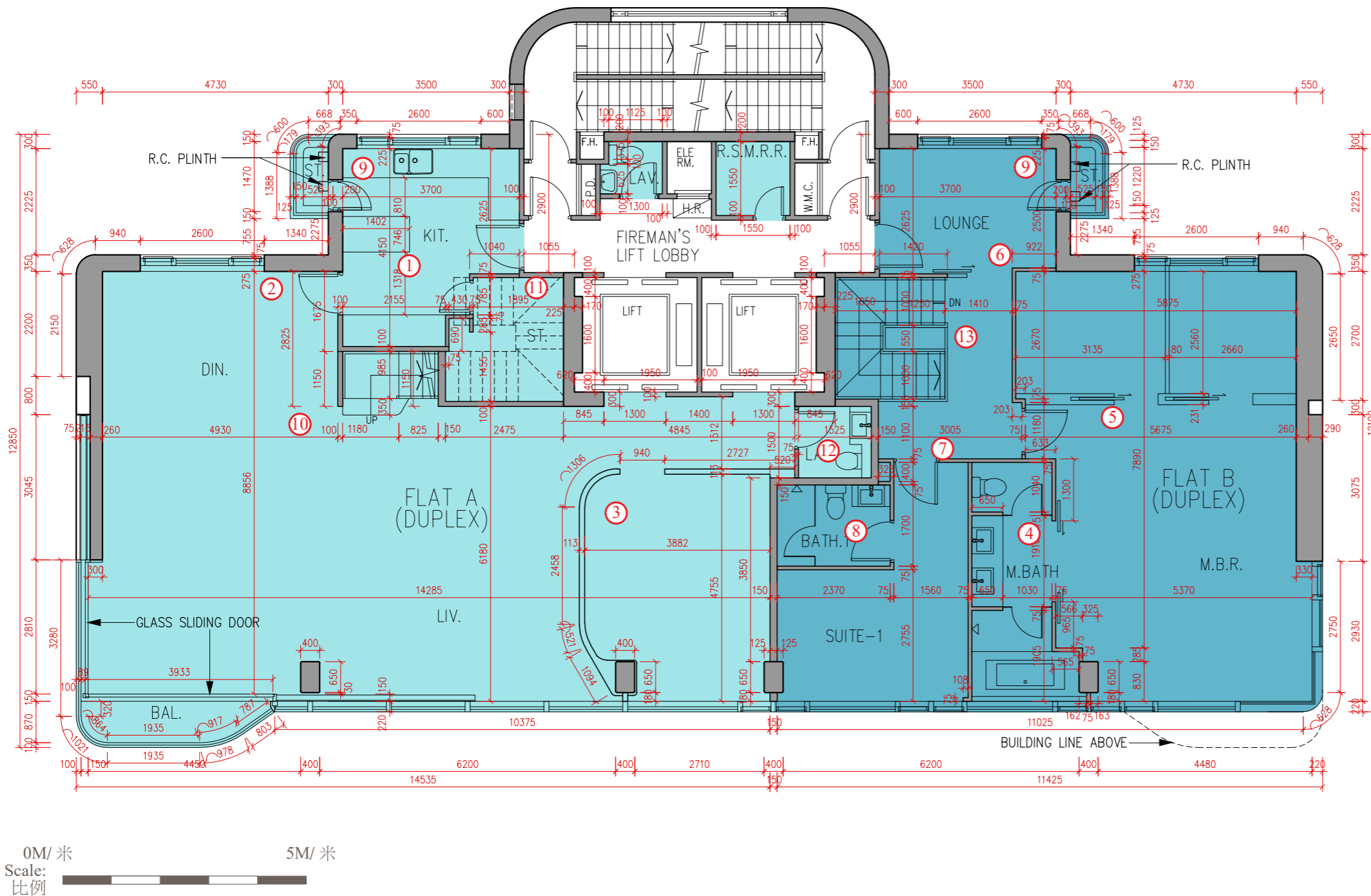
1. 10樓的層與層之間的高度為3500毫米。樓面至樓面高度指該樓層之石屎地台面與上一層石屎地台面之高度距離。
2. 每個住宅單位的樓板(不包括灰泥)的厚度為150毫米及200毫米。
3. 因住宅物業的較高樓層的結構牆的厚度遞減，較高樓層的內部面積，一般比較低樓層的內部面積稍大。
4. 平面圖中顯示之附註、名詞及簡稱之圖例請參閱本售樓說明書第18頁。
5. 平面圖之尺規所列數字為以毫米標示之建築結構尺寸。

備註:

\*此單位此部份因在發展項目落成後進行小型工程或獲《建築物條例》豁免的工程而有所改動。現狀請參閱第37頁之平面圖。

10/F Floor Plan showing As-is Layout

10樓現狀間隔平面圖



Alteration Work

1. Kitchen cabinet is added.
2. Kitchen door swing direction is changed.
3. Partition in Living Room is added.
4. Bathtub, vanity counter, shower cubicle with glass door and sliding door in Master Bathroom are added.
5. Partition and sliding doors in Master Bedroom are added.
6. Partition and sliding doors in Lounge are added.
7. Layout of Suite is changed and Suite door is added.
8. Vanity counter and shower cubicle with glass door in Bathroom are added.
9. Store Room door (For A/C Outdoor Unit) is added.
10. Design of staircase is modified.
11. Store Room door is added.
12. Vanity counter in Lavatory is added.
13. Parapet at corridor is added.

經改動工程

1. 新增廚櫃。
2. 改變廚房門擺的方向。
3. 新增客廳間隔。
4. 新增主人浴室浴缸、洗手盆櫃、淋浴間配玻璃門、坐廁間配玻璃門及趟門。
5. 新增主人睡房間隔及趟門。
6. 新增雅座間隔及趟門。
7. 改動套房間隔及新增套房門。
8. 新增浴室洗手盆櫃及淋浴間配玻璃門。
9. 新增儲物室門(放置空調戶外機)。
10. 修改樓梯設計。
11. 新增儲物室門。
12. 新增洗手間洗手盆櫃。
13. 新增走廊矮牆。

1. The floor-to-floor height of 10/F is 3500mm. Floor to-floor height refers to the height between the top surface of the structural slab of a floor and the top surface of the structural slab of its immediate upper floor.
2. The thickness of the floor slabs (excluding plaster) of each residential unit is 150mm and 200mm.
3. The internal areas of the residential properties on the upper floors will generally be slightly larger than those on the lower floors because of the reducing thickness of the structural walls on the upper floors.
4. Please refer to page 18 of this sales brochure for remarks, legend of the terms and abbreviations shown in the floor plans.
5. The dimensions of the floor plans are all structural dimensions in millimeter.

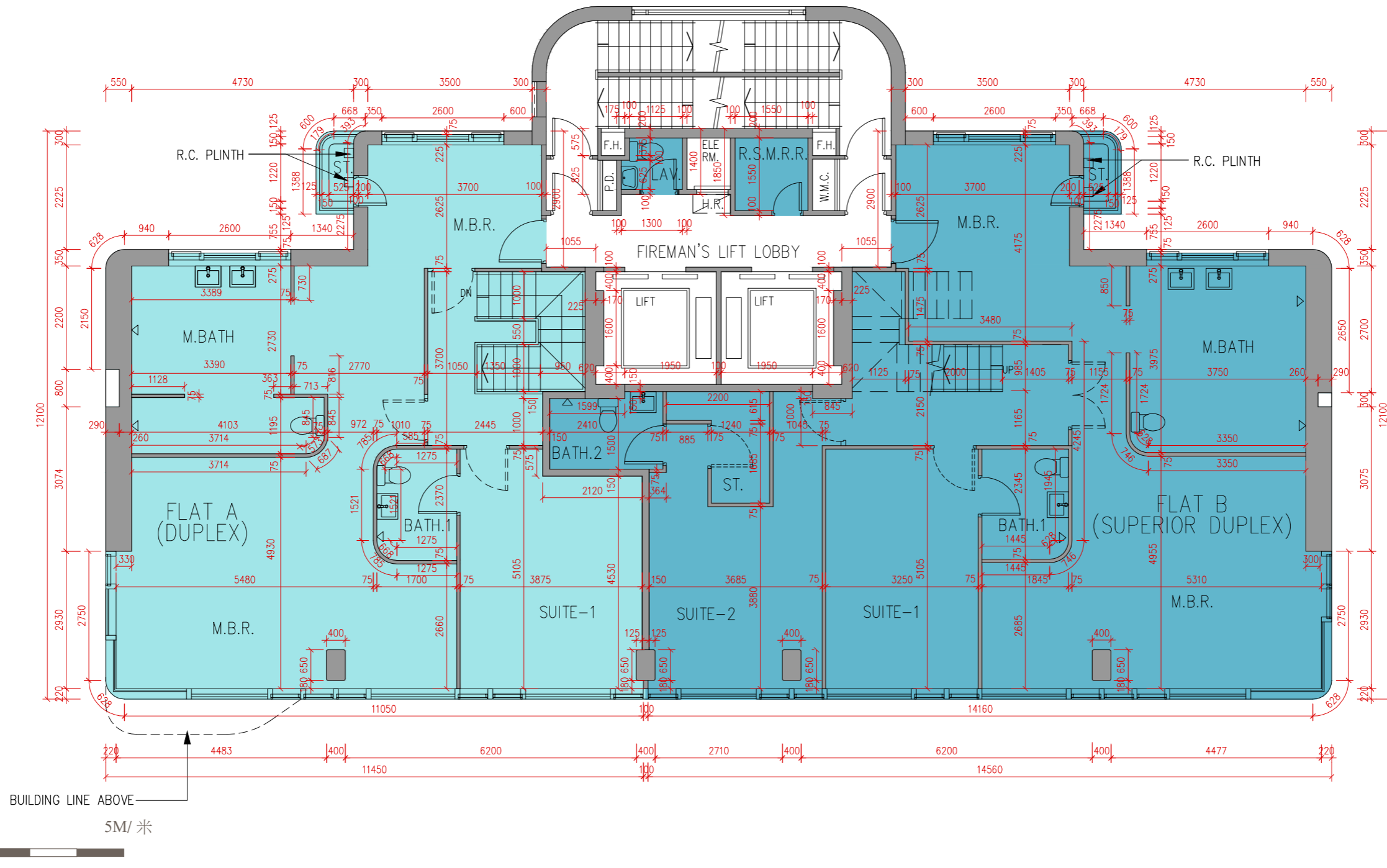
1. 10樓的層與層之間的高度為3500毫米。樓面至樓面高度指該樓層之石屎地台面與上一層石屎地台面之高度距離。
2. 每個住宅單位的樓板(不包括灰泥)的厚度為150毫米及200毫米。
3. 因住宅物業的較高樓層的結構牆的厚度遞減, 較高樓層的內部面積, 一般比較低樓層的內部面積稍大。
4. 平面圖中顯示之附註、名詞及簡稱之圖例請參閱本售樓說明書第18頁。
5. 平面圖之尺規所列數字為以毫米標示之建築結構尺寸。

# Floor Plans of Residential Properties in the Development

## 發展項目的住宅物業的樓面平面圖

### 11/F Floor Plan

### 11樓平面圖



1. The floor-to-floor height of 11/F is 3500mm. Floor to-floor height refers to the height between the top surface of the structural slab of a floor and the top surface of the structural slab of its immediate upper floor.
2. The thickness of the floor slabs (excluding plaster) of each residential unit is 150mm and 200mm.
3. The internal areas of the residential properties on the upper floors will generally be slightly larger than those on the lower floors because of the reducing thickness of the structural walls on the upper floors.
4. Please refer to page 18 of this sales brochure for remarks, legend of the terms and abbreviations shown in the floor plans.
5. The dimensions of the floor plans are all structural dimensions in millimeter.

Notes:

\*This part in this flat has been altered by way of minor works or exempted works under the Buildings Ordinance after completion of the Development. Please refer to the floor plan on p.39 for the as-is condition.

1. 11樓的層與層之間的高度為3500毫米。樓面至樓面高度指該樓層之石屎地台面與上一層石屎地台面之高度距離。
2. 每個住宅單位的樓板(不包括灰泥)的厚度為150毫米及200毫米。
3. 因住宅物業的較高樓層的結構牆的厚度遞減，較高樓層的內部面積，一般比較低樓層的內部面積稍大。
4. 平面圖中顯示之附註、名詞及簡稱之圖例請參閱本售樓說明書第18頁。
5. 平面圖之尺規所列數字為以毫米標示之建築結構尺寸。

備註:

\*此單位此部份因在發展項目落成後進行小型工程或獲《建築物條例》豁免的工程而有所改動。現狀請參閱第39頁之平面圖。



11/F Floor Plan showing As-is Layout

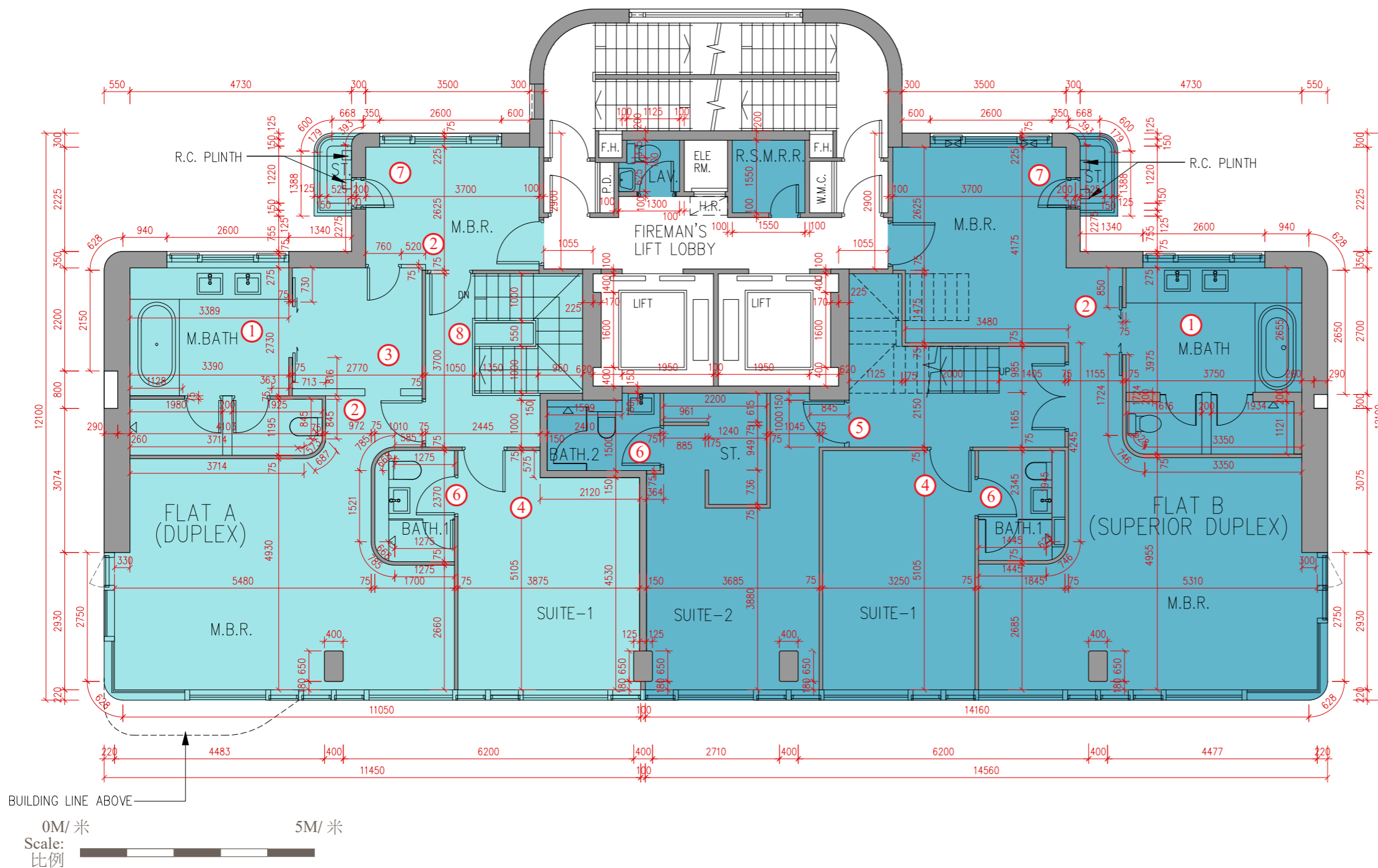
11樓現狀間隔平面圖

Alteration Work

1. Bathtub, vanity counter, shower cubicle with glass door, water closet cubicle with glass door and sliding door in Master Bathroom are added.
2. Master Bedroom door is added.
3. Partition in Master Bedroom is added.
4. Suite door is added.
5. Layout of Suite is changed and Suite door is added.
6. Vanity counter and shower cubicle with glass door in Bathroom are added.
7. Store Room door (For A/C Outdoor Unit) is added.
8. Parapet at corridor is added.

經改動工程

1. 新增主人浴室浴缸、洗手盆櫃、淋浴間配玻璃門、坐廁間配玻璃門及趟門。
2. 新增主人睡房門。
3. 新增主人睡房間隔。
4. 新增套房門。
5. 改動套房間隔及新增套房門。
6. 新增浴室洗手盆櫃及淋浴間配玻璃門。
7. 新增儲物室門(放置空調戶外機)。
8. 新增走廊矮牆。



1. The floor-to-floor height of 11/F is 3500mm. Floor to-floor height refers to the height between the top surface of the structural slab of a floor and the top surface of the structural slab of its immediate upper floor.
2. The thickness of the floor slabs (excluding plaster) of each residential unit is 150mm and 200mm.
3. The internal areas of the residential properties on the upper floors will generally be slightly larger than those on the lower floors because of the reducing thickness of the structural walls on the upper floors.
4. Please refer to page 18 of this sales brochure for remarks, legend of the terms and abbreviations shown in the floor plans.
5. The dimensions of the floor plans are all structural dimensions in millimeter.


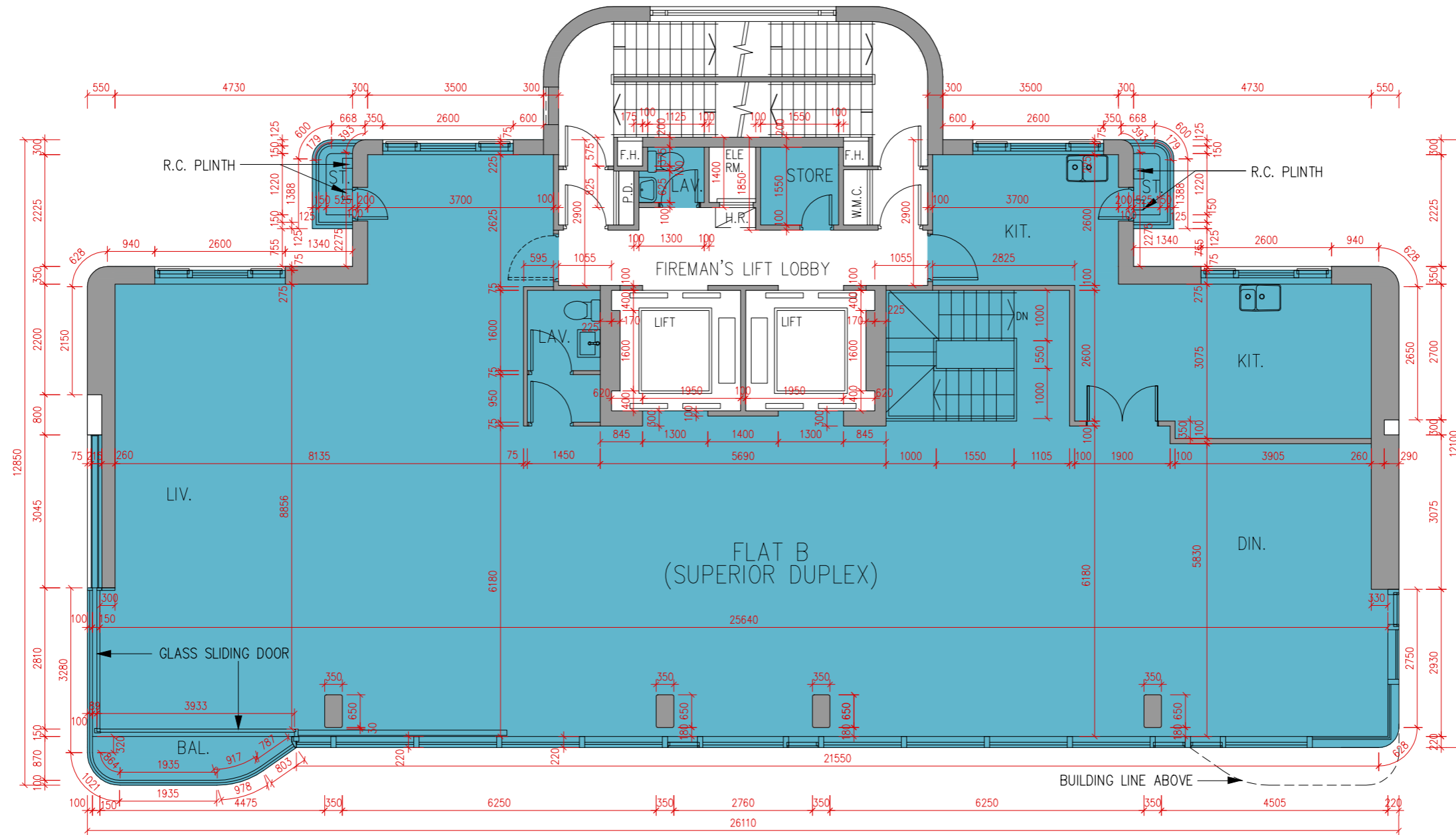
1. 11樓的層與層之間的高度為3500毫米。樓面至樓面高度指該樓層之石屎地台面與上一層石屎地台面之高度距離。
2. 每個住宅單位的樓板(不包括灰泥)的厚度為150毫米及200毫米。
3. 因住宅物業的較高樓層的結構牆的厚度遞減，較高樓層的內部面積，一般比較低樓層的內部面積稍大。
4. 平面圖中顯示之附註、名詞及簡稱之圖例請參閱本售樓說明書第18頁。
5. 平面圖之尺規所列數字為以毫米標示之建築結構尺寸。

# Floor Plans of Residential Properties in the Development

## 發展項目的住宅物業的樓面平面圖

### 12/F Floor Plan

### 12樓平面圖



1. The floor-to-floor height of 12/F is 3500mm. Floor to-floor height refers to the height between the top surface of the structural slab of a floor and the top surface of the structural slab of its immediate upper floor.
2. The thickness of the floor slabs (excluding plaster) of each residential unit is 150mm and 200mm.
3. The internal areas of the residential properties on the upper floors will generally be slightly larger than those on the lower floors because of the reducing thickness of the structural walls on the upper floors.
4. Please refer to page 18 of this sales brochure for remarks, legend of the terms and abbreviations shown in the floor plans.
5. The dimensions of the floor plans are all structural dimensions in millimeter.

Notes:

\*This part in this flat has been altered by way of minor works or exempted works under the Buildings Ordinance after completion of the Development. Please refer to the floor plan on p.41 for the as-is condition.

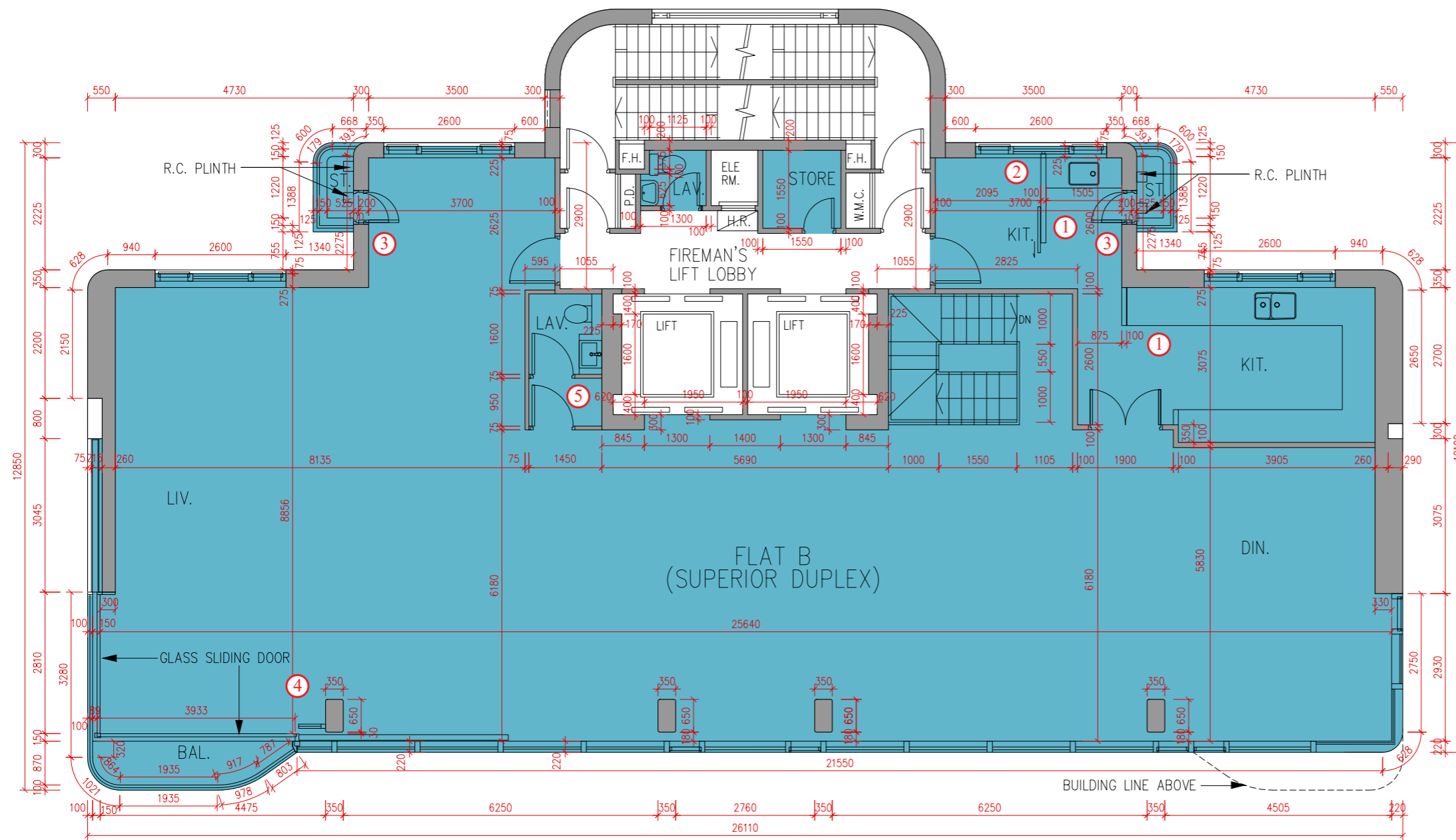
1. 12樓的層與層之間的高度為3500毫米。樓面至樓面高度指該樓層之石屎地台面與上一層石屎地台面之高度距離。
2. 每個住宅單位的樓板(不包括灰泥)的厚度為150毫米及200毫米。
3. 因住宅物業的較高樓層的結構牆的厚度遞減，較高樓層的內部面積，一般比較低樓層的內部面積稍大。
4. 平面圖中顯示之附註、名詞及簡稱之圖例請參閱本售樓說明書第18頁。
5. 平面圖之尺規所列數字為以毫米標示之建築結構尺寸。

備註:

\*此單位此部份因在發展項目落成後進行小型工程或獲《建築物條例》豁免的工程而有所改動。現狀請參閱第41頁之平面圖。

12/F Floor Plan showing As-is Layout

12樓現狀間隔平面圖



Alteration Work

1. Partition and kitchen cabinet in Kitchen are added.
2. Sliding door in Kitchen is added.
3. Store Room door (For A/C Outdoor Unit) is added.
4. Glass balustrade adjacent to Balcony is added.
5. Vanity counter in Lavatory is added.

經改動工程

1. 新增廚房間隔及廚櫃。
2. 新增廚房趟門。
3. 新增儲物室門(放置空調戶外機)。
4. 新增露台旁玻璃欄杆。
5. 新增洗手間洗手盆櫃。

0M/米  
Scale:  
比例

1. The floor-to-floor height of 12/F is 3500mm. Floor to-floor height refers to the height between the top surface of the structural slab of a floor and the top surface of the structural slab of its immediate upper floor.
2. The thickness of the floor slabs (excluding plaster) of each residential unit is 150mm and 200mm.
3. The internal areas of the residential properties on the upper floors will generally be slightly larger than those on the lower floors because of the reducing thickness of the structural walls on the upper floors.
4. Please refer to page 18 of this sales brochure for remarks, legend of the terms and abbreviations shown in the floor plans.
5. The dimensions of the floor plans are all structural dimensions in millimeter.

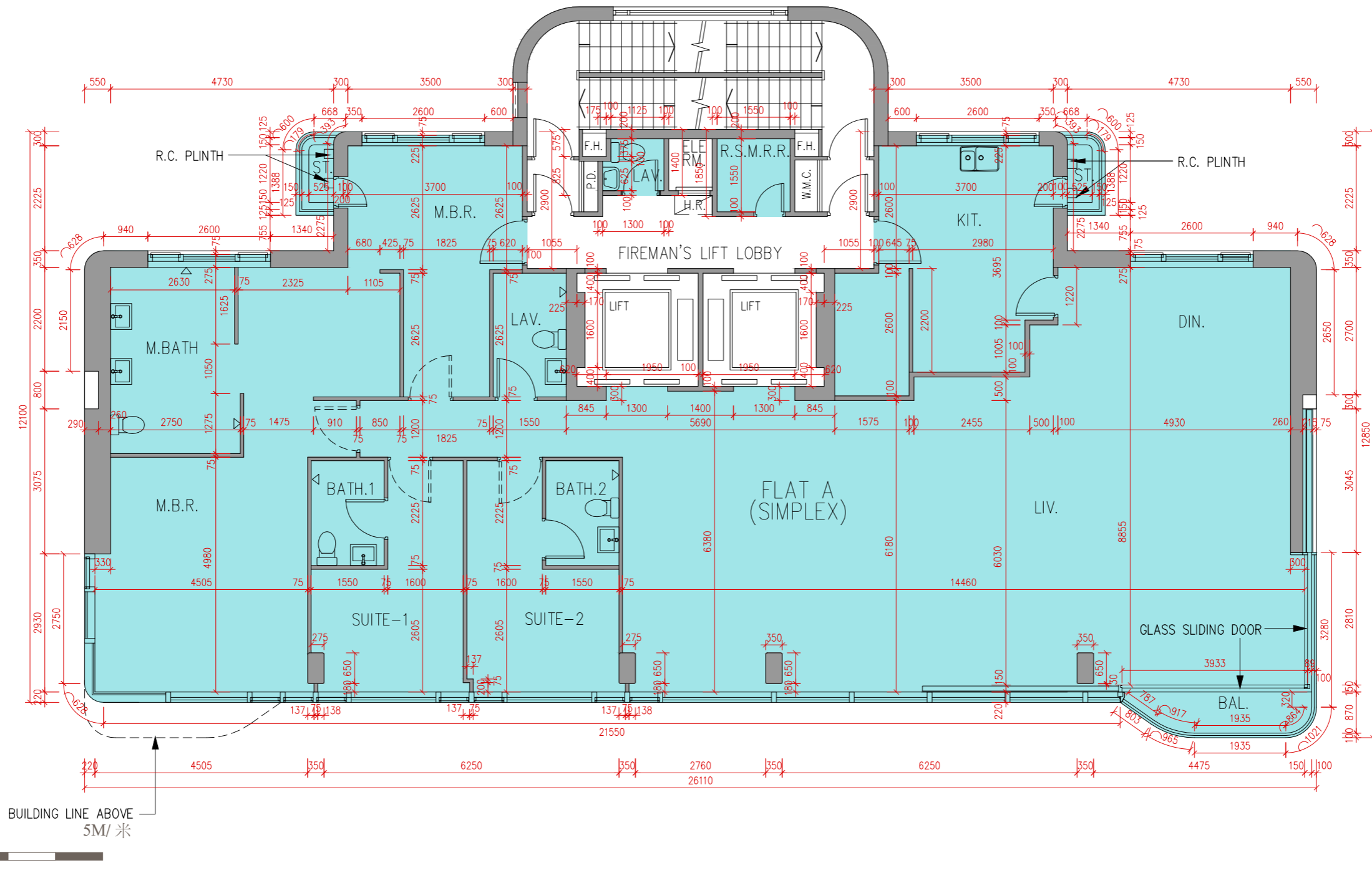
1. 12樓的層與層之間的高度為3500毫米。樓面至樓面高度指該樓層之石屎地台面與上一層石屎地台面之高度距離。
2. 每個住宅單位的樓板(不包括灰泥)的厚度為150毫米及200毫米。
3. 因住宅物業的較高樓層的結構牆的厚度遞減，較高樓層的內部面積，一般比較低樓層的內部面積稍大。
4. 平面圖中顯示之附註、名詞及簡稱之圖例請參閱本售樓說明書第18頁。
5. 平面圖之尺規所列數字為以毫米標示之建築結構尺寸。

# Floor Plans of Residential Properties in the Development

## 發展項目的住宅物業的樓面平面圖

### 15/F & 17/F Floor Plan

### 15樓及17樓平面圖



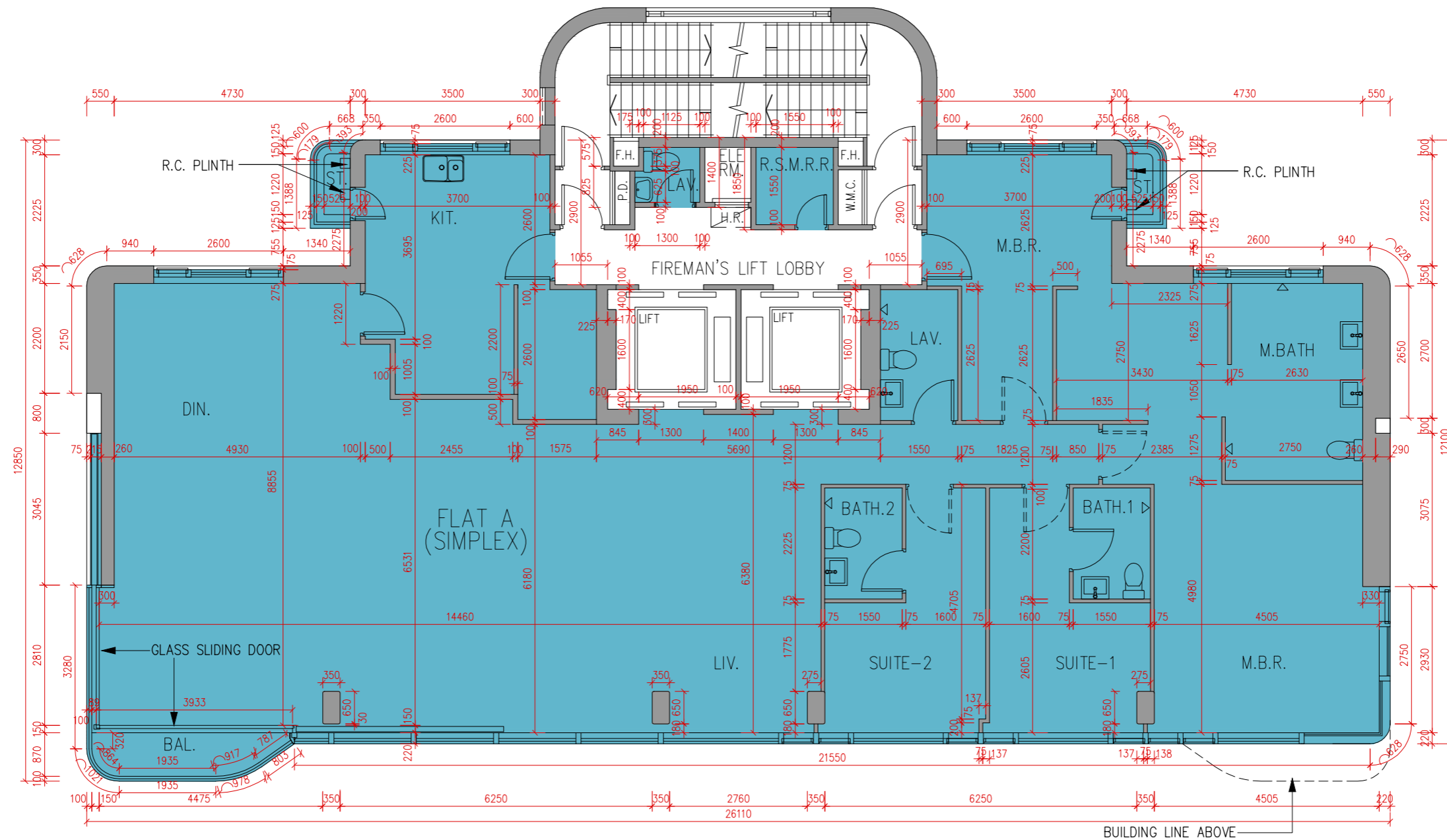
1. The floor-to-floor height of 15/F & 17/F is 3500mm. Floor to-floor height refers to the height between the top surface of the structural slab of a floor and the top surface of the structural slab of its immediate upper floor.
2. The thickness of the floor slabs (excluding plaster) of each residential unit is 150mm and 200mm.
3. The internal areas of the residential properties on the upper floors will generally be slightly larger than those on the lower floors because of the reducing thickness of the structural walls on the upper floors.
4. Please refer to page 18 of this sales brochure for remarks, legend of the terms and abbreviations shown in the floor plans.
5. The dimensions of the floor plans are all structural dimensions in millimeter.

1. 15樓及17樓的層與層之間的高度為3500毫米。樓面至樓面高度指該樓層之石屎地台面與上一層石屎地台面之高度距離。
2. 每個住宅單位的樓板(不包括灰泥)的厚度為150毫米及200毫米。
3. 因住宅物業的較高樓層的結構牆的厚度遞減，較高樓層的內部面積，一般比較低樓層的內部面積稍大。
4. 平面圖中顯示之附註、名詞及簡稱之圖例請參閱本售樓說明書第18頁。
5. 平面圖之尺規所列數字為以毫米標示之建築結構尺寸。



16/F & 18/F Floor Plan

16樓及18樓平面圖



1. The floor-to-floor height of 16/F & 18/F is 3500mm. Floor to-floor height refers to the height between the top surface of the structural slab of a floor and the top surface of the structural slab of its immediate upper floor.
2. The thickness of the floor slabs (excluding plaster) of each residential unit is 150mm and 200mm.
3. The internal areas of the residential properties on the upper floors will generally be slightly larger than those on the lower floors because of the reducing thickness of the structural walls on the upper floors.
4. Please refer to page 18 of this sales brochure for remarks, legend of the terms and abbreviations shown in the floor plans.
5. The dimensions of the floor plans are all structural dimensions in millimeter.

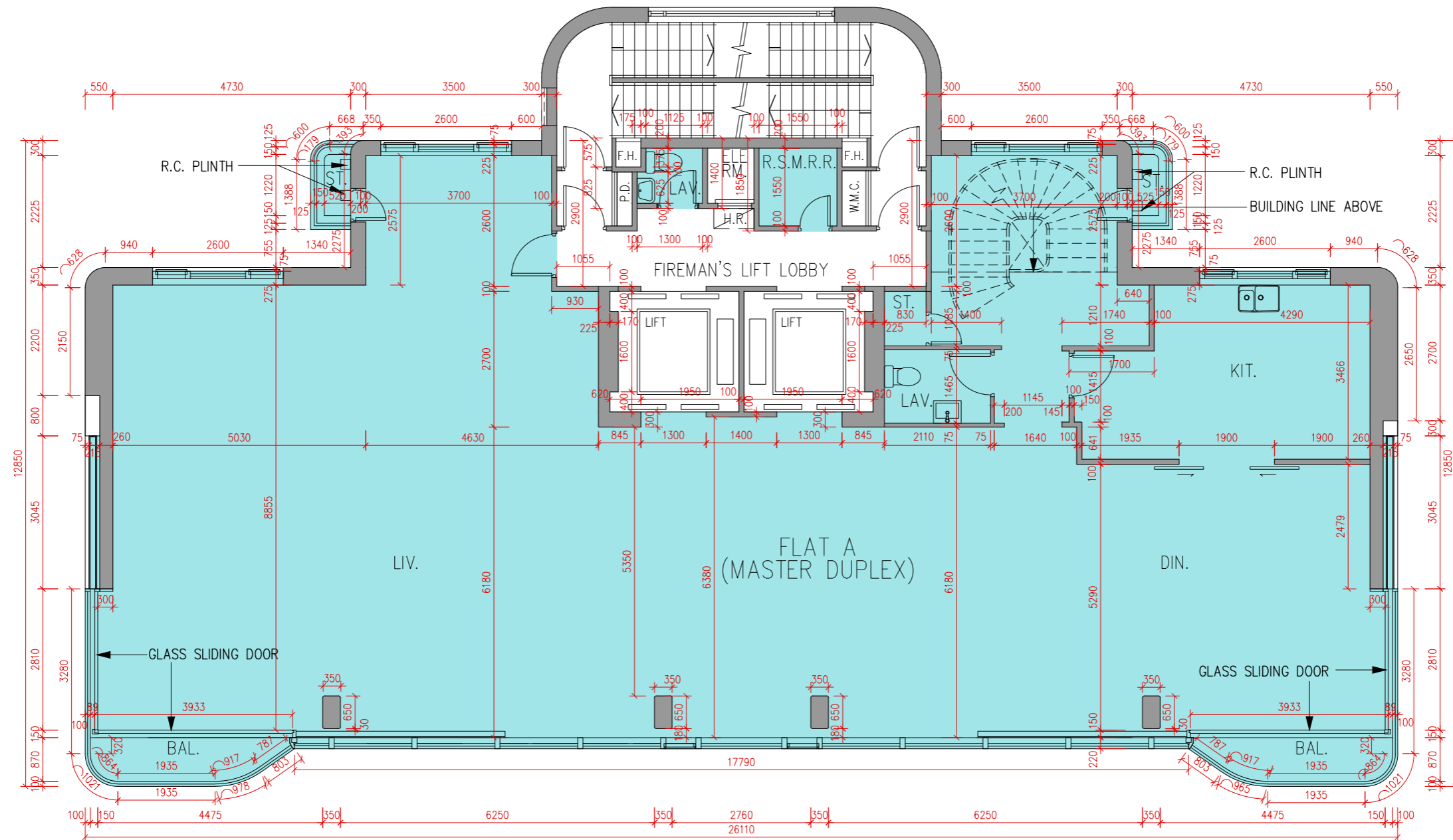
1. 16樓及18樓的層與層之間的高度為3500毫米。樓面至樓面高度指該樓層之石屎地台面與上一層石屎地台面之高度距離。
2. 每個住宅單位的樓板(不包括灰泥)的厚度為150毫米及200毫米。
3. 因住宅物業的較高樓層的結構牆的厚度遞減，較高樓層的內部面積，一般比較低樓層的內部面積稍大。
4. 平面圖中顯示之附註、名詞及簡稱之圖例請參閱本售樓說明書第18頁。
5. 平面圖之尺規所列數字為以毫米標示之建築結構尺寸。

# Floor Plans of Residential Properties in the Development

## 發展項目的住宅物業的樓面平面圖

### 19/F Floor Plan

### 19樓平面圖



0M/米  
Scale:  
比例

1. The floor-to-floor height of 19/F is 3500mm. Floor to-floor height refers to the height between the top surface of the structural slab of a floor and the top surface of the structural slab of its immediate upper floor.
2. The thickness of the floor slabs (excluding plaster) of each residential unit is 150mm and 200mm.
3. The internal areas of the residential properties on the upper floors will generally be slightly larger than those on the lower floors because of the reducing thickness of the structural walls on the upper floors.
4. Please refer to page 18 of this sales brochure for remarks, legend of the terms and abbreviations shown in the floor plans.
5. The dimensions of the floor plans are all structural dimensions in millimeter.

1. 19樓的層與層之間的高度為3500毫米。樓面至樓面高度指該樓層之石屎地台面與上一層石屎地台面之高度距離。
2. 每個住宅單位的樓板(不包括灰泥)的厚度為150毫米及200毫米。
3. 因住宅物業的較高樓層的結構牆的厚度遞減，較高樓層的內部面積，一般比較低樓層的內部面積稍大。
4. 平面圖中顯示之附註、名詞及簡稱之圖例請參閱本售樓說明書第18頁。
5. 平面圖之尺規所列數字為以毫米標示之建築結構尺寸。

### 19/F Floor Plan showing As-is Layout

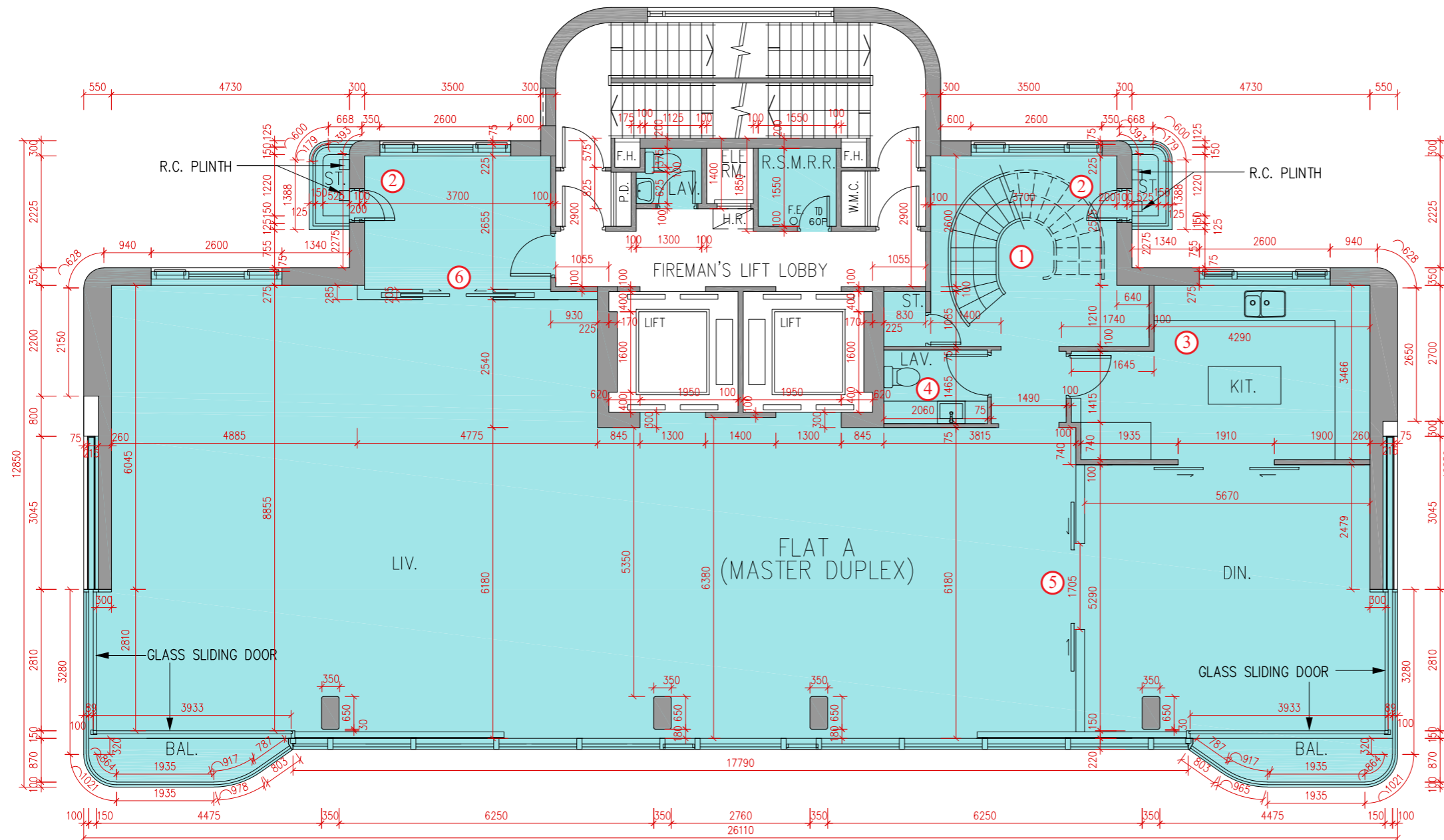
### 19樓現狀間隔平面圖

#### Alteration Work

1. Staircase is added.
2. Store Room door ( for A/C outdoor unit) is added.
3. Kitchen cabinet is added.
4. Vanity counter in Lavatory is added.
5. Partition and sliding door in Dining Room are added.
6. Partition and sliding door in Living Room are added.

#### 經改動工程

1. 新增樓梯。
2. 新增儲物室門(放置空調戶外機)。
3. 新增廚櫃。
4. 新增洗手間洗手盆櫃。
5. 新增飯廳間隔及趟門。
6. 新增客廳間隔及趟門。



0M/ 米  
Scale:  
比例



1. The floor-to-floor height of 19/F is 3500mm. Floor to-floor height refers to the height between the top surface of the structural slab of a floor and the top surface of the structural slab of its immediate upper floor.
2. The thickness of the floor slabs (excluding plaster) of each residential unit is 150mm and 200mm.
3. The internal areas of the residential properties on the upper floors will generally be slightly larger than those on the lower floors because of the reducing thickness of the structural walls on the upper floors.
4. Please refer to page 18 of this sales brochure for remarks, legend of the terms and abbreviations shown in the floor plans.
5. The dimensions of the floor plans are all structural dimensions in millimeter.

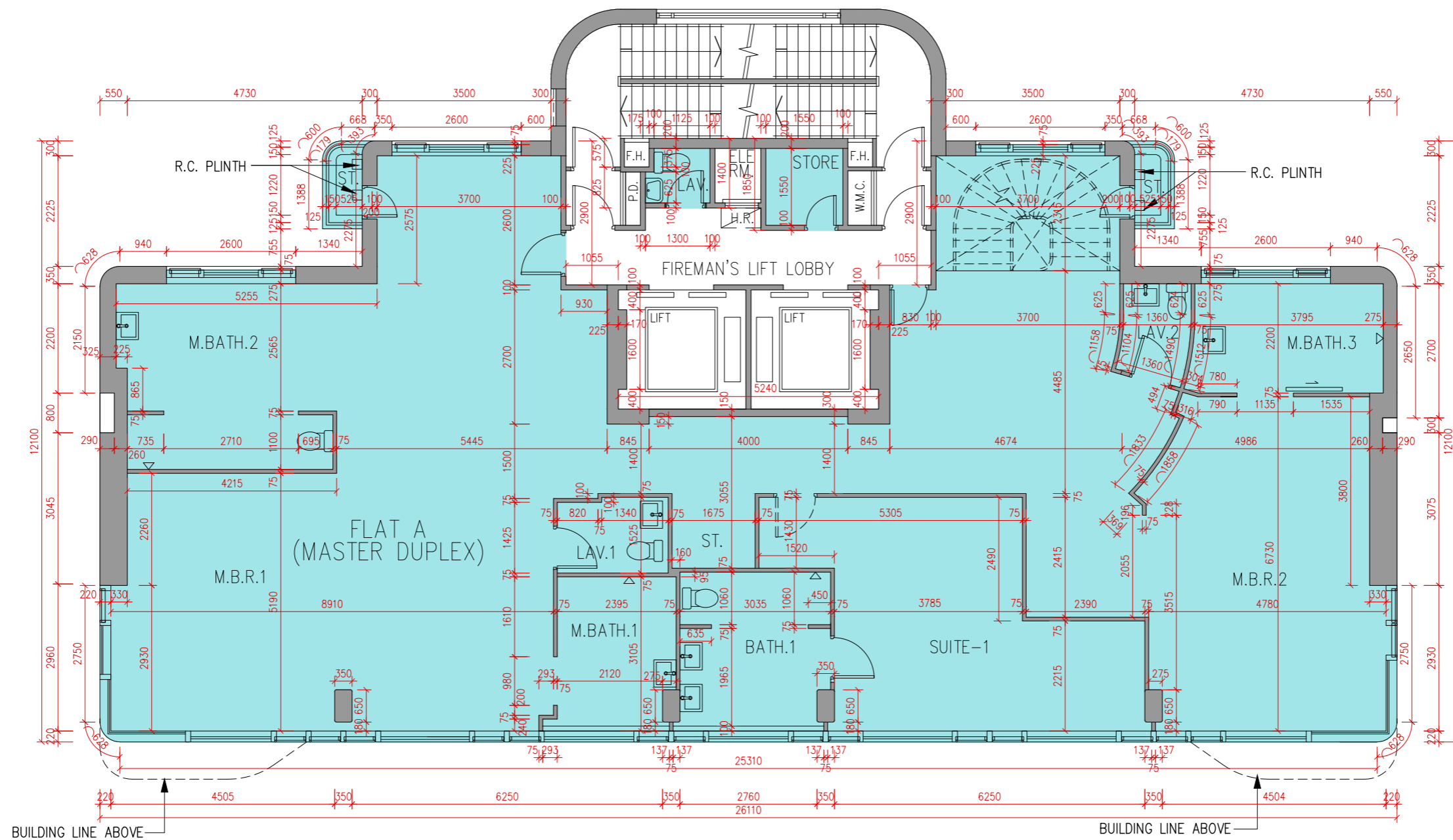
1. 19樓的層與層之間的高度為3500毫米。樓面至樓面高度指該樓層之石屎地台面與上一層石屎地台面之高度距離。
2. 每個住宅單位的樓板(不包括灰泥)的厚度為150毫米及200毫米。
3. 因住宅物業的較高樓層的結構牆的厚度遞減, 較高樓層的內部面積, 一般比較低樓層的內部面積稍大。
4. 平面圖中顯示之附註、名詞及簡稱之圖例請參閱本售樓說明書第18頁。
5. 平面圖之尺規所列數字為以毫米標示之建築結構尺寸。

# Floor Plans of Residential Properties in the Development

## 發展項目的住宅物業的樓面平面圖

### 20/F Floor Plan

### 20樓平面圖



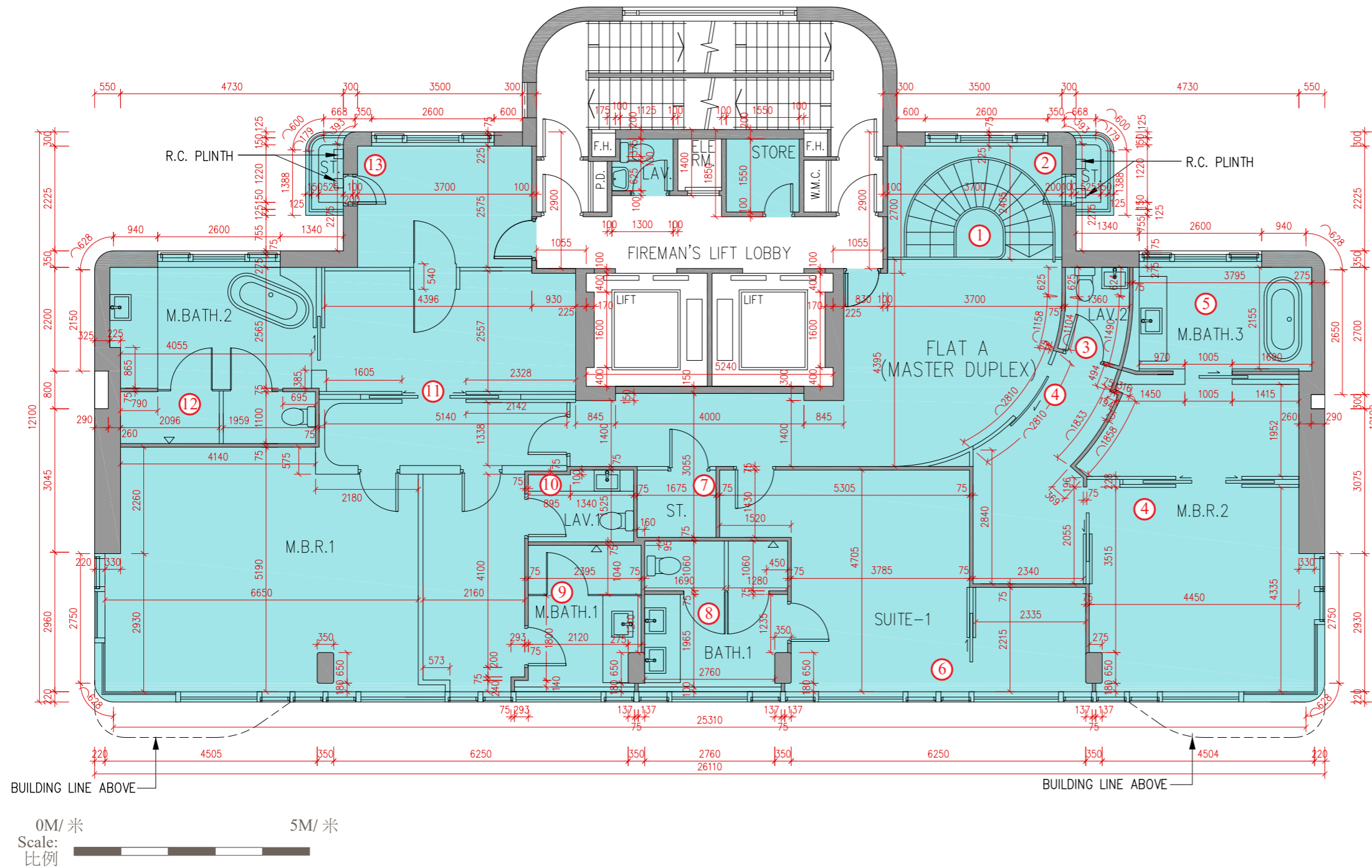
1. The floor-to-floor height of 20/F is 3500mm. Floor to-floor height refers to the height between the top surface of the structural slab of a floor and the top surface of the structural slab of its immediate upper floor.
2. The thickness of the floor slabs (excluding plaster) of each residential unit is 150mm and 200mm.
3. The internal areas of the residential properties on the upper floors will generally be slightly larger than those on the lower floors because of the reducing thickness of the structural walls on the upper floors.
4. Please refer to page 18 of this sales brochure for remarks, legend of the terms and abbreviations shown in the floor plans.
5. The dimensions of the floor plans are all structural dimensions in millimeter.

1. 20樓的層與層之間的高度為3500毫米。樓面至樓面高度指該樓層之石屎地台面與上一層石屎地台面之高度距離。
2. 每個住宅單位的樓板(不包括灰泥)的厚度為150毫米及200毫米。
3. 因住宅物業的較高樓層的結構牆的厚度遞減，較高樓層的內部面積，一般比較低樓層的內部面積稍大。
4. 平面圖中顯示之附註、名詞及簡稱之圖例請參閱本售樓說明書第18頁。
5. 平面圖之尺規所列數字為以毫米標示之建築結構尺寸。



20/F Floor Plan showing As-is Layout

20樓現狀間隔平面圖



Alteration Work

1. Staircase is added.
2. Access panel (For A/C outdoor unit) is added.
3. Layout of Lavatory is changed.
4. Partition and sliding doors in Master Bedroom are added.
5. Bathtub, vanity counter and sliding door in Master Bathroom are added.
6. Partition and sliding door in Suite are added.
7. Store room door is added.
8. Vanity counter, shower cubicle with glass door and water closet cubicle with glass door in Bathroom are added.
9. Vanity counter, shower cubicle with glass door in Master Bathroom are added.
10. Vanity counter in Lavatory is added.
11. Partition, doors and sliding door in Master Bedroom are added.
12. Bathtub, vanity counter, shower cubicle with glass door, water closet cubicle with glass door, partition and sliding door in Master Bathroom are added.
13. Store room door (For A/C outdoor Unit) is added.

經改動工程

1. 新增樓梯。
2. 新增檢修面板 (放置空調戶外機)。
3. 改動洗手間間隔。
4. 新增主人睡房間隔及趟門。
5. 新增主人浴室浴缸、洗手盆櫃及趟門。
6. 新增套房間隔及趟門。
7. 新增儲物室門。
8. 新增浴室洗手盆櫃、淋浴間配玻璃門、坐廁間配玻璃門。
9. 新增主人浴室洗手盆櫃、淋浴間配玻璃門。
10. 新增洗手間洗手盆櫃。
11. 新增主人睡房間隔、門及趟門。
12. 新增主人浴室浴缸、洗手盆櫃、淋浴間配玻璃門、坐廁間配玻璃門、間隔及趟門。
13. 新增儲物室門 (放置空調戶外機)。

1. The floor-to-floor height of 20/F is 3500mm. Floor to-floor height refers to the height between the top surface of the structural slab of a floor and the top surface of the structural slab of its immediate upper floor.
2. The thickness of the floor slabs (excluding plaster) of each residential unit is 150mm and 200mm.
3. The internal areas of the residential properties on the upper floors will generally be slightly larger than those on the lower floors because of the reducing thickness of the structural walls on the upper floors.
4. Please refer to page 18 of this sales brochure for remarks, legend of the terms and abbreviations shown in the floor plans.
5. The dimensions of the floor plans are all structural dimensions in millimeter.

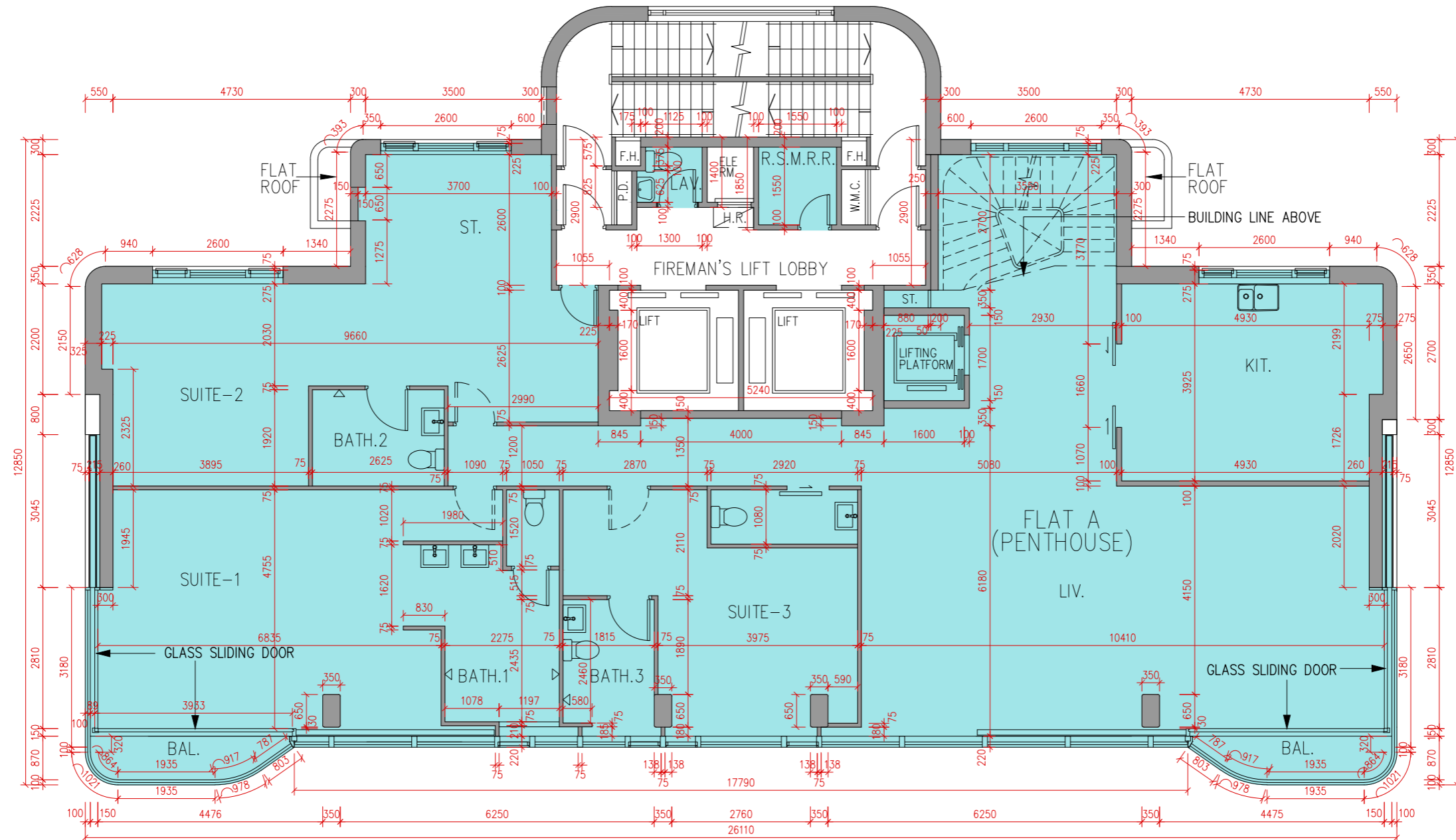
1. 20樓的層與層之間的高度為3500毫米。樓面至樓面高度指該樓層之石屎地台面與上一層石屎地台面之高度距離。
2. 每個住宅單位的樓板(不包括灰泥)的厚度為150毫米及200毫米。
3. 因住宅物業的較高樓層的結構牆的厚度遞減, 較高樓層的內部面積, 一般比較低樓層的內部面積稍大。
4. 平面圖中顯示之附註、名詞及簡稱之圖例請參閱本售樓說明書第18頁。
5. 平面圖之尺規所列數字為以毫米標示之建築結構尺寸。

# Floor Plans of Residential Properties in the Development

## 發展項目的住宅物業的樓面平面圖

### 21/F Floor Plan

### 21樓平面圖



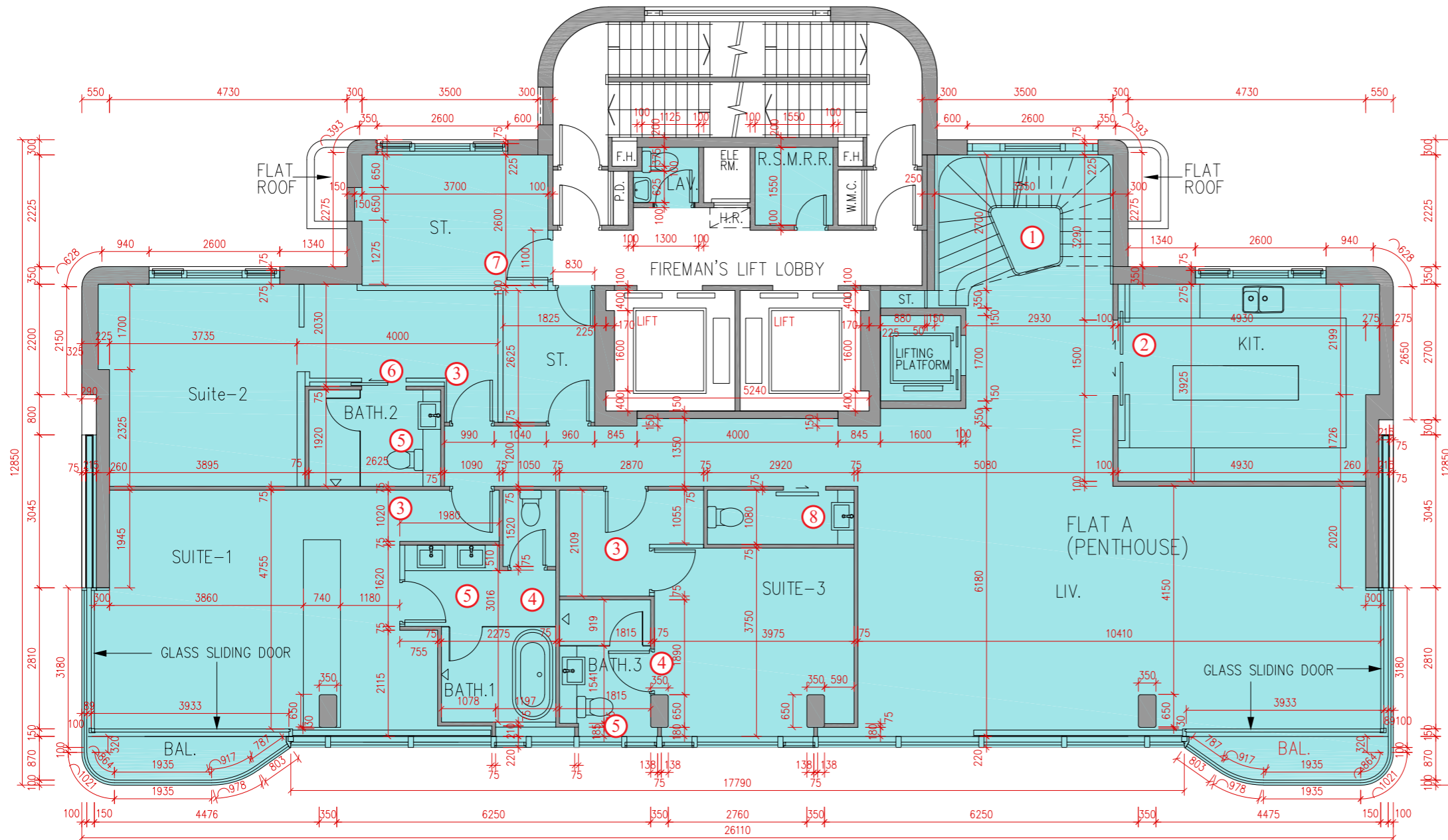
0M/米  
Scale:  
比例

1. The floor-to-floor height of 21/F is 3500mm. Floor to-floor height refers to the height between the top surface of the structural slab of a floor and the top surface of the structural slab of its immediate upper floor.
2. The thickness of the floor slabs (excluding plaster) of each residential unit is 150mm and 200mm.
3. The internal areas of the residential properties on the upper floors will generally be slightly larger than those on the lower floors because of the reducing thickness of the structural walls on the upper floors.
4. Please refer to page 18 of this sales brochure for remarks, legend of the terms and abbreviations shown in the floor plans.
5. The dimensions of the floor plans are all structural dimensions in millimeter.

1. 21樓的層與層之間的高度為3500毫米。樓面至樓面高度指該樓層之石屎地台面與上一層石屎地台面之高度距離。
2. 每個住宅單位的樓板(不包括灰泥)的厚度為150毫米及200毫米。
3. 因住宅物業的較高樓層的結構牆的厚度遞減，較高樓層的內部面積，一般比較低樓層的內部面積稍大。
4. 平面圖中顯示之附註、名詞及簡稱之圖例請參閱本售樓說明書第18頁。
5. 平面圖之尺規所列數字為以毫米標示之建築結構尺寸。

21/F Floor Plan showing As-is Layout

21樓現狀間隔平面圖



Alteration Work

1. Staircase is added.
2. Kitchen cabinet is added.
3. Layout of Suite is changed and Suite door is added.
4. Layout of Bathroom is changed.
5. Vanity counter and shower cubicle with glass door in Bathroom are added.
6. Swing door is changed to sliding door in Bathroom.
7. Store Room door is added and layout is changed.
8. Vanity counter is added.

經改動工程

1. 新增樓梯。
2. 新增廚櫃。
3. 改動套房間隔及新增套房門。
4. 改動浴室間隔。
5. 新增浴室洗手盆櫃及淋浴間配玻璃門。
6. 浴室掩門改為趟門。
7. 新增儲物室門及間隔改動。
8. 新增洗手盆櫃。

0M/ 米  
Scale:  
比例



1. The floor-to-floor height of 21/F is 3500mm. Floor to-floor height refers to the height between the top surface of the structural slab of a floor and the top surface of the structural slab of its immediate upper floor.
2. The thickness of the floor slabs (excluding plaster) of each residential unit is 150mm and 200mm.
3. The internal areas of the residential properties on the upper floors will generally be slightly larger than those on the lower floors because of the reducing thickness of the structural walls on the upper floors.
4. Please refer to page 18 of this sales brochure for remarks, legend of the terms and abbreviations shown in the floor plans.
5. The dimensions of the floor plans are all structural dimensions in millimeter.

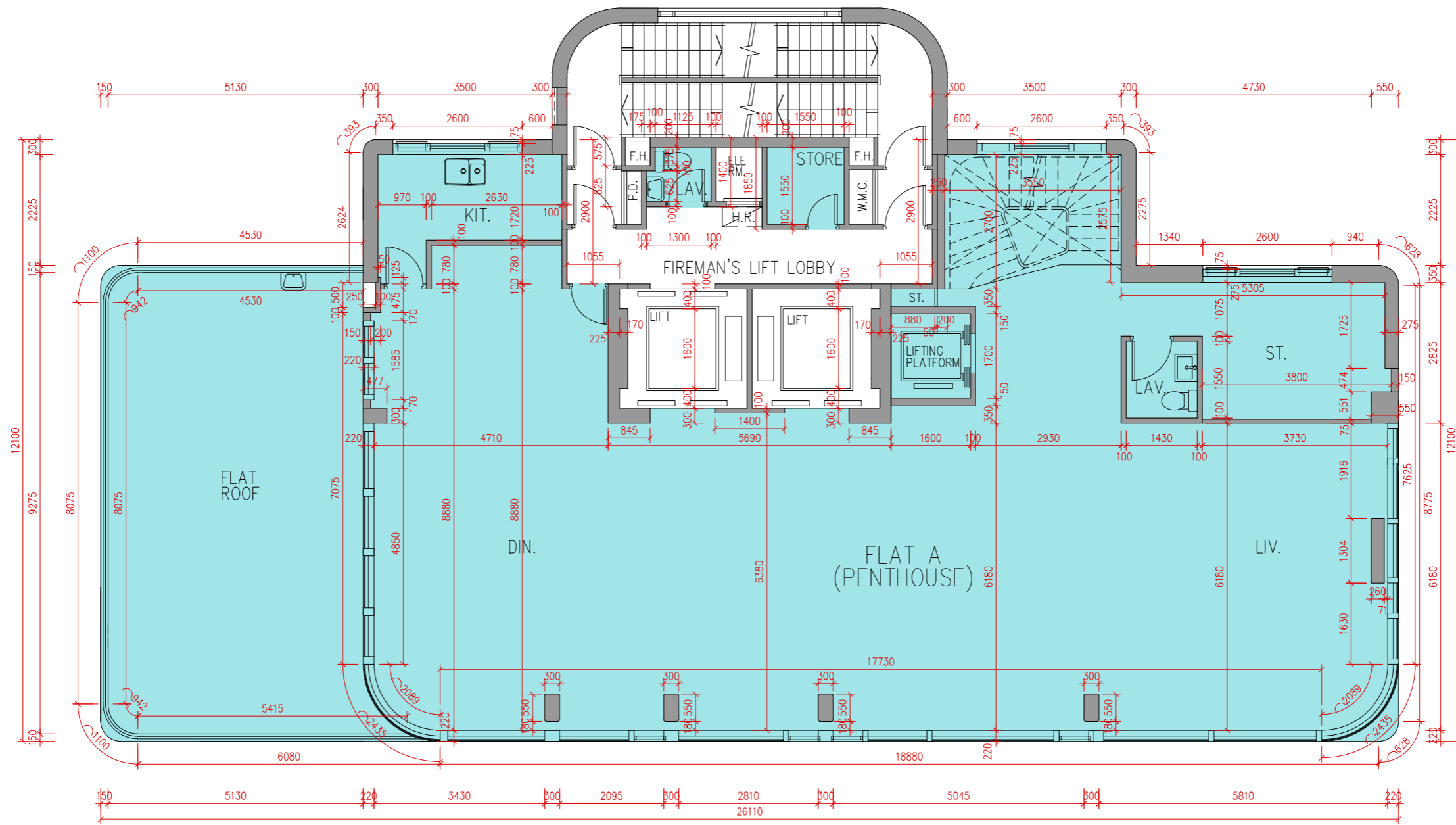
1. 21樓的層與層之間的高度為3500毫米。樓面至樓面高度指該樓層之石屎地台面與上一層石屎地台面之高度距離。
2. 每個住宅單位的樓板(不包括灰泥)的厚度為150毫米及200毫米。
3. 因住宅物業的較高樓層的結構牆的厚度遞減, 較高樓層的內部面積, 一般比較低樓層的內部面積稍大。
4. 平面圖中顯示之附註、名詞及簡稱之圖例請參閱本售樓說明書第18頁。
5. 平面圖之尺規所列數字為以毫米標示之建築結構尺寸。

# Floor Plans of Residential Properties in the Development


## 發展項目的住宅物業的樓面平面圖

### 22/F Floor Plan

### 22樓平面圖



0M/米  
Scale:  
比例



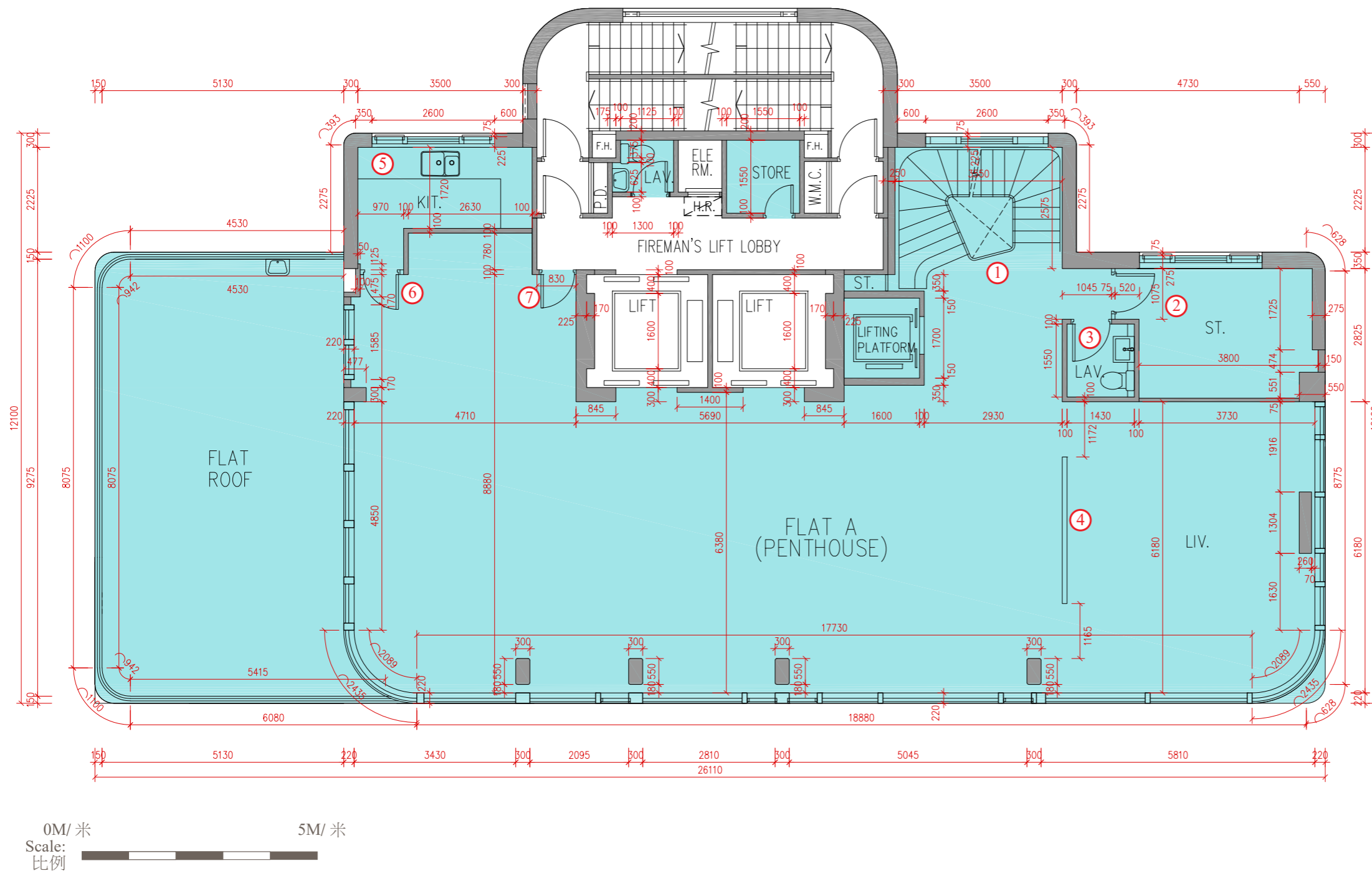
1. The floor-to-floor height of 22/F is 3500mm. Floor to-floor height refers to the height between the top surface of the structural slab of a floor and the top surface of the structural slab of its immediate upper floor.
2. The thickness of the floor slabs (excluding plaster) of each residential unit is 150mm and 200mm.
3. The internal areas of the residential properties on the upper floors will generally be slightly larger than those on the lower floors because of the reducing thickness of the structural walls on the upper floors.
4. Please refer to page 18 of this sales brochure for remarks, legend of the terms and abbreviations shown in the floor plans.
5. The dimensions of the floor plans are all structural dimensions in millimeter.

1. 22樓的層與層之間的高度為3500毫米。樓面至樓面高度指該樓層之石屎地台面與上一層石屎地台面之高度距離。
2. 每個住宅單位的樓板(不包括灰泥)的厚度為150毫米及200毫米。
3. 因住宅物業的較高樓層的結構牆的厚度遞減，較高樓層的內部面積，一般比較低樓層的內部面積稍大。
4. 平面圖中顯示之附註、名詞及簡稱之圖例請參閱本售樓說明書第18頁。
5. 平面圖之尺規所列數字為以毫米標示之建築結構尺寸。



22/F Floor Plan showing As-is Layout

22樓現狀間隔平面圖



Alteration Work

1. Staircase is added.
2. Store Room door is added.
3. Vanity counter in Lavatory is added.
4. Partition in Living Room is added.
5. Kitchen cabinet is added.
6. Kitchen door swing direction is changed.
7. Dining Room door swing direction is changed.

經改動工程

1. 新增樓梯。
2. 新增儲物室門。
3. 新增洗手間洗手盆櫃。
4. 新增客廳間隔。
5. 新增廚櫃。
6. 改變廚房門門擺的方向。
7. 改變飯廳門門擺的方向。

1. The floor-to-floor height of 22/F is 3500mm. Floor to-floor height refers to the height between the top surface of the structural slab of a floor and the top surface of the structural slab of its immediate upper floor.
2. The thickness of the floor slabs (excluding plaster) of each residential unit is 150mm and 200mm.
3. The internal areas of the residential properties on the upper floors will generally be slightly larger than those on the lower floors because of the reducing thickness of the structural walls on the upper floors.
4. Please refer to page 18 of this sales brochure for remarks, legend of the terms and abbreviations shown in the floor plans.
5. The dimensions of the floor plans are all structural dimensions in millimeter.

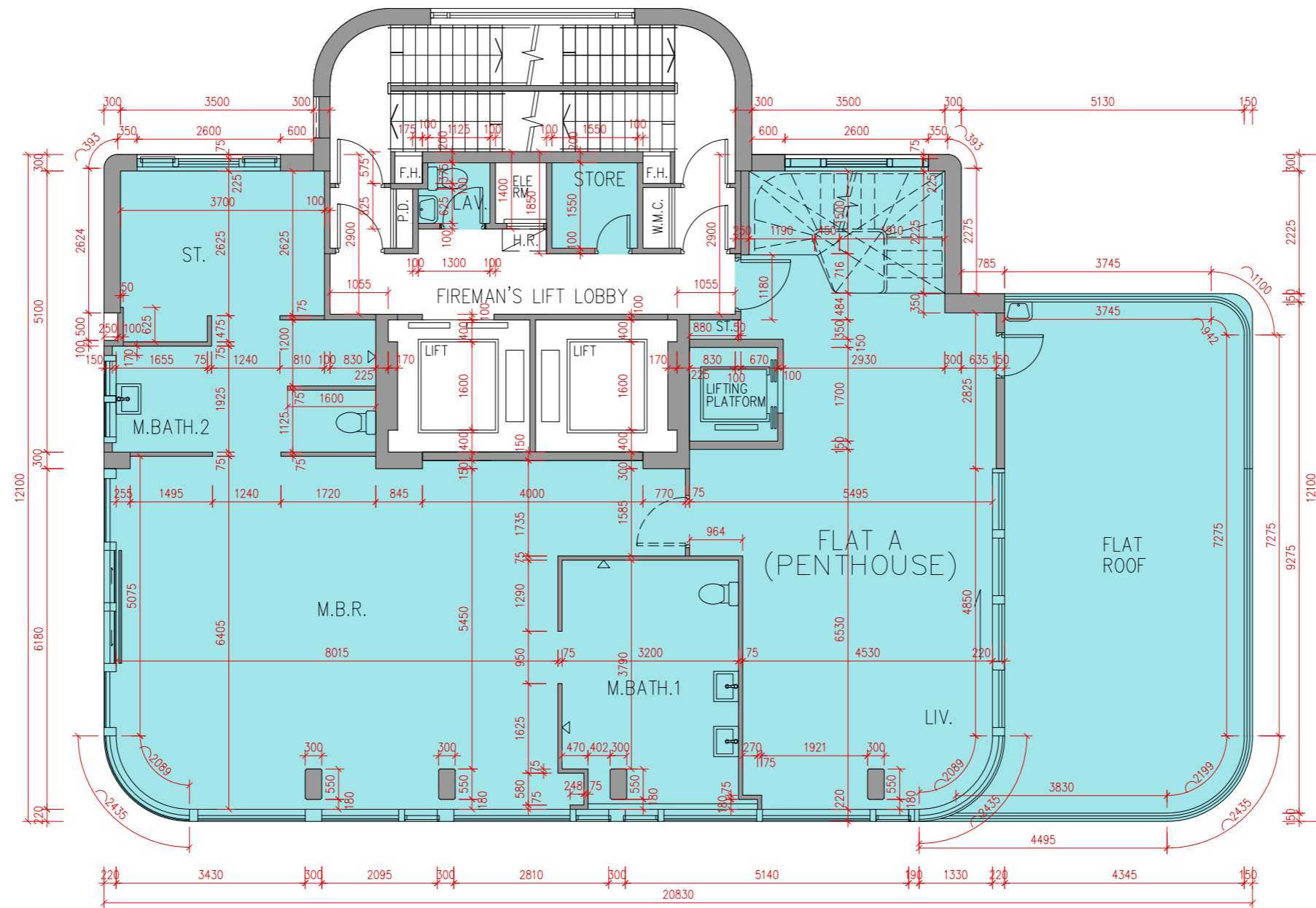
1. 22樓的層與層之間的高度為3500毫米。樓面至樓面高度指該樓層之石屎地台面與上一層石屎地台面之高度距離。
2. 每個住宅單位的樓板(不包括灰泥)的厚度為150毫米及200毫米。
3. 因住宅物業的較高樓層的結構牆的厚度遞減, 較高樓層的內部面積, 一般比較低樓層的內部面積稍大。
4. 平面圖中顯示之附註、名詞及簡稱之圖例請參閱本售樓說明書第18頁。
5. 平面圖之尺規所列數字為以毫米標示之建築結構尺寸。

# Floor Plans of Residential Properties in the Development

## 發展項目的住宅物業的樓面平面圖

### 23/F Floor Plan

### 23樓平面圖



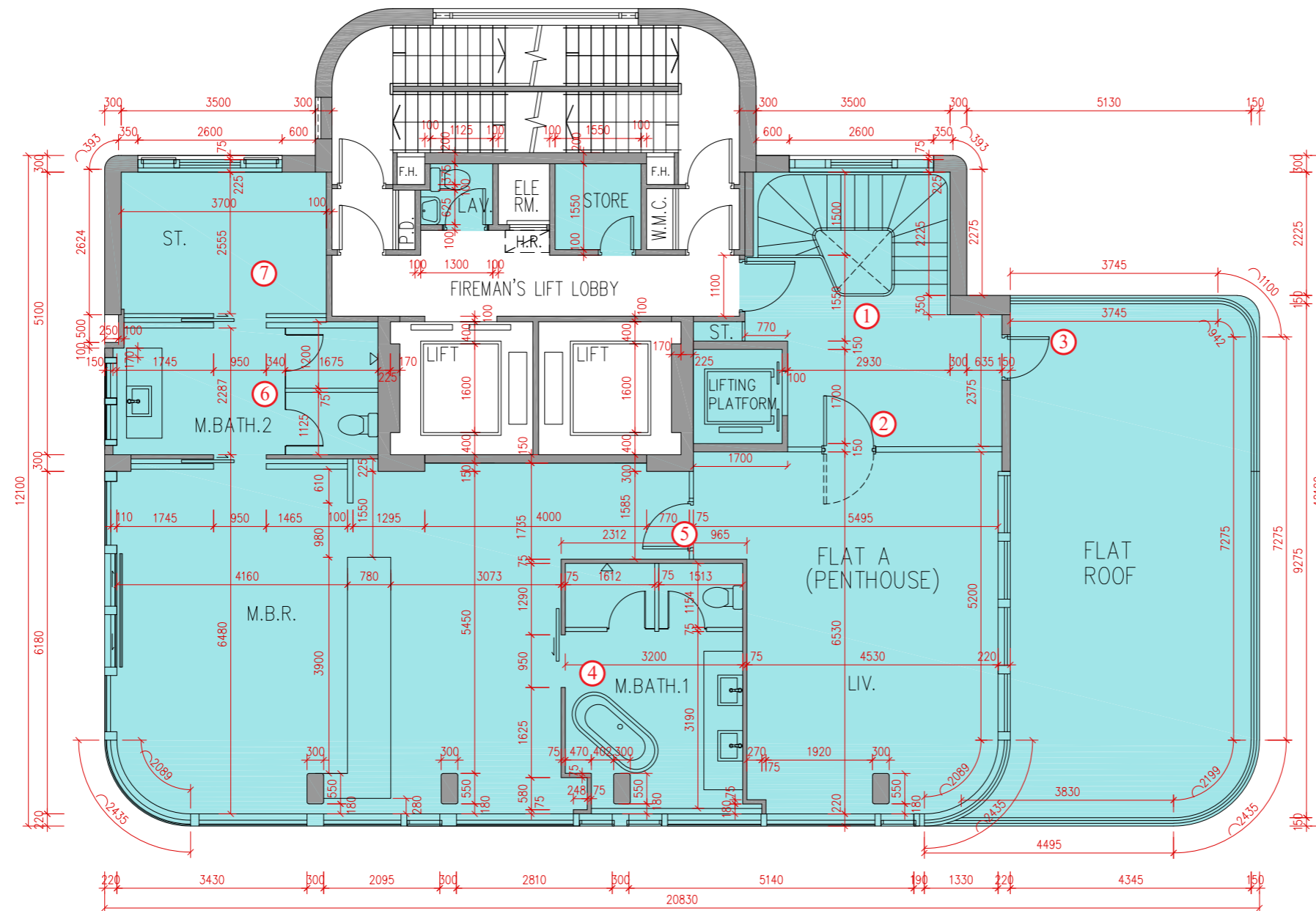
0M/ 米                      5M/ 米  
Scale:   
比例

1. The floor-to-floor height of 23/F is 3500mm. Floor to-floor height refers to the height between the top surface of the structural slab of a floor and the top surface of the structural slab of its immediate upper floor.
2. The thickness of the floor slabs (excluding plaster) of each residential unit is 150mm and 200mm.
3. The internal areas of the residential properties on the upper floors will generally be slightly larger than those on the lower floors because of the reducing thickness of the structural walls on the upper floors.
4. Please refer to page 18 of this sales brochure for remarks, legend of the terms and abbreviations shown in the floor plans.
5. The dimensions of the floor plans are all structural dimensions in millimeter.

1. 23樓的層與層之間的高度為3500毫米。樓面至樓面高度指該樓層之石屎地台面與上一層石屎地台面之高度距離。
2. 每個住宅單位的樓板(不包括灰泥)的厚度為150毫米及200毫米。
3. 因住宅物業的較高樓層的結構牆的厚度遞減，較高樓層的內部面積，一般比較低樓層的內部面積稍大。
4. 平面圖中顯示之附註、名詞及簡稱之圖例請參閱本售樓說明書第18頁。
5. 平面圖之尺規所列數字為以毫米標示之建築結構尺寸。

### 23/F Floor Plan showing As-is Layout

#### 23樓現狀間隔平面圖



#### Alteration Work

1. Staircase is added.
2. Partition and living Room door are added.
3. Sink in Flat Roof is removed.
4. Bathtub, vanity counter, shower cubicle with glass door, water closet cubicle with glass door and sliding door in Master Bathroom are added.
5. Partition and door in Master Bedroom are added.
6. Vanity counter, shower cubicle with glass door, water closet cubicle with glass door and sliding door in Master Bathroom are added.
7. Store Room sliding door is added.

#### 經改動工程

1. 新增樓梯。
2. 新增間隔及客廳門。
3. 移除平台洗滌盆。
4. 新增主人浴室浴缸、洗手盆櫃、淋浴間配玻璃門、坐廁間配玻璃門及趟門。
5. 新增主人睡房間隔及門。
6. 新增主人浴室洗手盆櫃、淋浴間配玻璃門、坐廁間配玻璃門及趟門。
7. 新增儲物室趟門。

0M/米  
Scale:  
比例



1. The floor-to-floor height of 23/F is 3500mm. Floor to-floor height refers to the height between the top surface of the structural slab of a floor and the top surface of the structural slab of its immediate upper floor.
2. The thickness of the floor slabs (excluding plaster) of each residential unit is 150mm and 200mm.
3. The internal areas of the residential properties on the upper floors will generally be slightly larger than those on the lower floors because of the reducing thickness of the structural walls on the upper floors.
4. Please refer to page 18 of this sales brochure for remarks, legend of the terms and abbreviations shown in the floor plans.
5. The dimensions of the floor plans are all structural dimensions in millimeter.

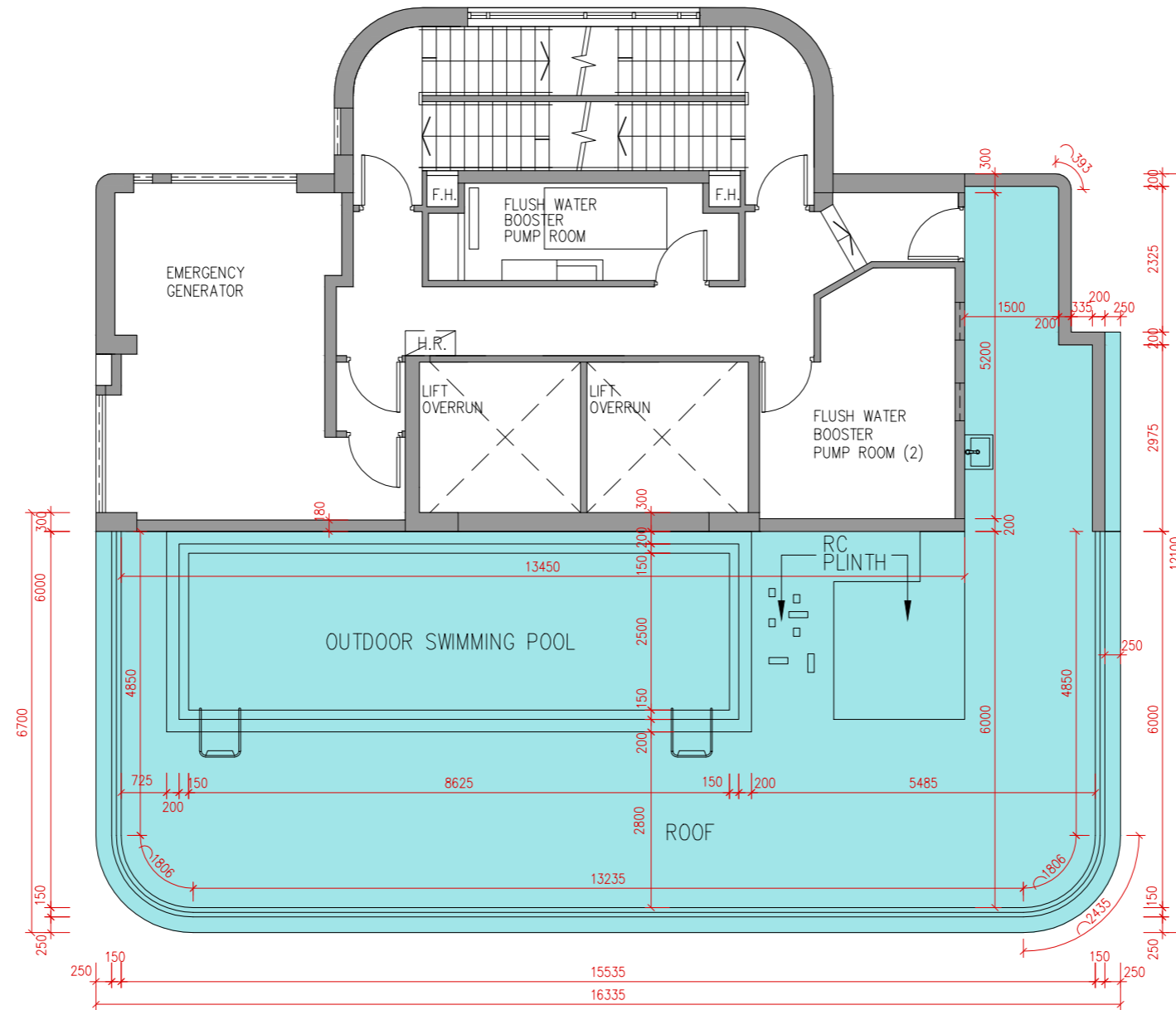
1. 23樓的層與層之間的高度為3500毫米。樓面至樓面高度指該樓層之石屎地台面與上一層石屎地台面之高度距離。
2. 每個住宅單位的樓板(不包括灰泥)的厚度為150毫米及200毫米。
3. 因住宅物業的較高樓層的結構牆的厚度遞減，較高樓層的內部面積，一般比較低樓層的內部面積稍大。
4. 平面圖中顯示之附註、名詞及簡稱之圖例請參閱本售樓說明書第18頁。
5. 平面圖之尺規所列數字為以毫米標示之建築結構尺寸。

# Floor Plans of Residential Properties in the Development


## 發展項目的住宅物業的樓面平面圖

### Roof Floor Plan

#### 天台平面圖



0M/米  
Scale:  
比例



1. The floor-to-floor height of Roof Floor is "Not Applicable". Floor-to-floor height refers to the height between the top surface of the structural slab of a floor and the top surface of the structural slab of its immediate upper floor.
2. The thickness of the floor slabs (excluding plaster) of each residential unit is "Not Applicable".
3. The internal areas of the residential properties on the upper floors will generally be slightly larger than those on the lower floors because of the reducing thickness of the structural walls on the upper floors.
4. Please refer to page 18 of this sales brochure for remarks, legend of the terms and abbreviations shown in the floor plans.
5. The dimensions of the floor plans are all structural dimensions in millimeter.

1. 天台的層與層之間的高度為「不適用」。樓面至樓面高度指該樓層之石屎地台面與上一層石屎地台面之高度距離。
2. 每個住宅單位的樓板(不包括灰泥)的厚度為「不適用」。
3. 因住宅物業的較高樓層的結構牆的厚度遞減，較高樓層的內部面積，一般比較低樓層的內部面積稍大。
4. 平面圖中顯示之附註、名詞及簡稱之圖例請參閱本售樓說明書第18頁。
5. 平面圖之尺規所列數字為以毫米標示之建築結構尺寸。



Roof Floor Plan showing As-is Layout

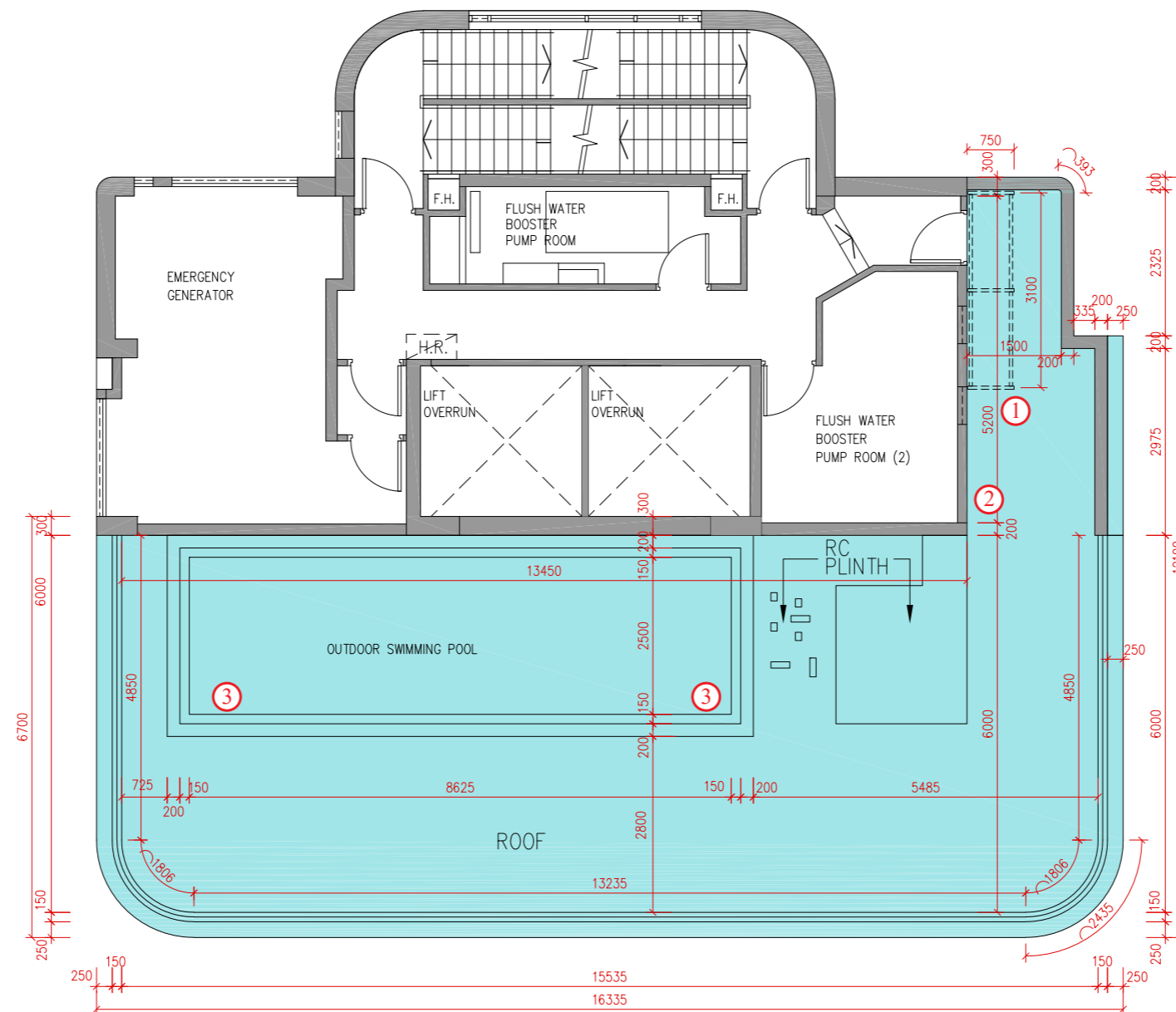
天台現狀間隔平面圖

Alteration Work

1. Platform for A/C Outdoor is added.
2. Sink in Roof is removed.
3. Staircases at Outdoor Swimming Pool are removed.

經改動工程

1. 新增空調戶外機平台。
2. 移除天台洗滌盆。
3. 移除戶外游泳池樓梯。



1. The floor-to-floor height of Roof Floor is "Not Applicable". Floor to-floor height refers to the height between the top surface of the structural slab of a floor and the top surface of the structural slab of its immediate upper floor.
2. The thickness of the floor slabs (excluding plaster) of each residential unit is "Not Applicable".
3. The internal areas of the residential properties on the upper floors will generally be slightly larger than those on the lower floors because of the reducing thickness of the structural walls on the upper floors.
4. Please refer to page 18 of this sales brochure for remarks, legend of the terms and abbreviations shown in the floor plans.
5. The dimensions of the floor plans are all structural dimensions in millimeter.

1. 天台的層與層之間的高度為「不適用」。樓面至樓面高度指該樓層之石屎地台面與上一層石屎地台面之高度距離。
2. 每個住宅單位的樓板(不包括灰泥)的厚度為「不適用」。
3. 因住宅物業的較高樓層的結構牆的厚度遞減，較高樓層的內部面積，一般比較低樓層的內部面積稍大。
4. 平面圖中顯示之附註、名詞及簡稱之圖例請參閱本售樓說明書第18頁。
5. 平面圖之尺規所列數字為以毫米標示之建築結構尺寸。

## Area of Residential Properties in the Development

### 發展項目中的住宅物業的面積

Description of Residential Property 物業的描述		Saleable Area (including balcony, utility platform and verandah, if any) sq. metre (sq. ft.) 實用面積 (包括露台、工作平台及陽台(如有)) 平方米(平方呎)	Area of other specified items (Not included in the Saleable Area) sq. metre (sq.ft.) 其他指明項目的面積(不計算入實用面積)平方米(平方呎)									
Floor 樓層	Unit 單位		Air-conditioning Plant Room 空調機房	Bay Window 窗台	Cockloft 閣樓	Flat Roof 平台	Garden 花園	Parking Space 停車位	Roof 天台	Stairhood 梯屋	Terrace 前庭	Yard 庭院
B/F, G/F, 1/F & 2/F 地庫、地下、 1樓及2樓	Flat A (Triplex) 單位A (Triplex)	381.086 (4,102) Balcony 露台: - (-) Utility Platform 工作平台: - (-)	--	--	2.142 (23)	--	261.725 (2,817)	--	--	--	--	--
	Flat B (Triplex) 單位B (Triplex)	388.143 (4,178) Balcony 露台: - (-) Utility Platform 工作平台: - (-)	--	--	1.574 (17)	--	390.880 (4,207)	--	--	--	--	--
3/F & 5/F 3樓及5樓	Flat A (Superior Duplex) 單位A (Superior Duplex)	378.809 (4,078) Balcony 露台: 3.915 (42) Utility Platform 工作平台: - (-)	--	--	--	--	--	--	--	--	--	--
5/F & 6/F 5樓及6樓	Flat B (Duplex) 單位B (Duplex)	264.719 (2,849) Balcony 露台: 3.915 (42) Utility Platform 工作平台: - (-)	--	--	--	--	--	--	--	--	--	--
6/F & 7/F 6樓及7樓	Flat A (Duplex) 單位A (Duplex)	264.436 (2,846) Balcony 露台: 3.915 (42) Utility Platform 工作平台: - (-)	--	--	--	--	--	--	--	--	--	--
7/F & 8/F 7樓及8樓	Flat B (Duplex) 單位B (Duplex)	264.719 (2,849) Balcony 露台: 3.915 (42) Utility Platform 工作平台: - (-)	--	--	--	--	--	--	--	--	--	--
8/F & 9/F 8樓及9樓	Flat A (Duplex) 單位A (Duplex)	264.436 (2,846) Balcony 露台: 3.915 (42) Utility Platform 工作平台: - (-)	--	--	--	--	--	--	--	--	--	--
9/F & 10/F 9樓及10樓	Flat B (Duplex) 單位B (Duplex)	264.719 (2,849) Balcony 露台: 3.915 (42) Utility Platform 工作平台: - (-)	--	--	--	--	--	--	--	--	--	--
10/F & 11/F 10樓及11樓	Flat A (Duplex) 單位A (Duplex)	264.436 (2,846) Balcony 露台: 3.915 (42) Utility Platform 工作平台: - (-)	--	--	--	--	--	--	--	--	--	--
11/F & 12/F 11樓及12樓	Flat B (Superior Duplex) 單位B (Superior Duplex)	412.502 (4,440) Balcony 露台: 3.915 (42) Utility Platform 工作平台: - (-)	--	--	--	--	--	--	--	--	--	--

1. The saleable area of the residential property and the floor area of balcony, utility platform and verandah (if any) are calculated in accordance with Section 8 of the Residential Properties (First-hand Sales) Ordinance; and the areas of the other specified items (not included in the saleable area) are calculated in accordance with Part 2 of Schedule 2 to the Residential Properties (First-hand Sales) Ordinance.
2. The areas as specified above in square feet are converted at a rate of 1 square metre = 10.764 square feet and rounded to the nearest whole square feet, which may be slightly different from that shown in square metre.
3. There is no verandah in the residential properties of the Development.
4. 4/F, 13/F and 14/F are omitted.

1. 住宅物業的實用面積、以及露台、工作平台及陽台(如有)的樓面面積，是按照《一手住宅物業銷售條例》第8條計算得出的。其他指明項目的面積(不計算入實用面積)，是按照《一手住宅物業銷售條例》附表2第2部計算得出的。
2. 上述所列之面積是以英制之平方呎列明，均以1平方米=10.764平方呎換算，並以四捨五入至整數平方呎，平方呎與平方米之數字可能有些微差異。
3. 發展項目的住宅物業不設陽台。
4. 不設4樓、13樓及14樓。

Description of Residential Property 物業的描述		Saleable Area (including balcony, utility platform and verandah, if any) sq. metre (sq. ft.) 實用面積 (包括露台、工作平台及陽台(如有)) 平方米(平方呎)	Area of other specified items (Not included in the Saleable Area) sq. metre (sq.ft.) 其他指明項目的面積(不計算入實用面積)平方米(平方呎)									
Floor 樓層	Unit 單位		Air-conditioning Plant Room 空調機房	Bay Window 窗台	Cockloft 閣樓	Flat Roof 平台	Garden 花園	Parking Space 停車位	Roof 天台	Stairhood 梯屋	Terrace 前庭	Yard 庭院
15/F 15樓	Flat A (Simplex) 單位A (Simplex)	264.574 (2,848) Balcony 露台: 3.915 (42) Utility Platform 工作平台: - (-)	--	--	--	--	--	--	--	--	--	--
16/F 16樓	Flat A (Simplex) 單位A (Simplex)	264.574 (2,848) Balcony 露台: 3.915 (42) Utility Platform 工作平台: - (-)	--	--	--	--	--	--	--	--	--	--
17/F 17樓	Flat A (Simplex) 單位A (Simplex)	264.574 (2,848) Balcony 露台: 3.915 (42) Utility Platform 工作平台: - (-)	--	--	--	--	--	--	--	--	--	--
18/F 18樓	Flat A (Simplex) 單位A (Simplex)	264.574 (2,848) Balcony 露台: 3.915 (42) Utility Platform 工作平台: - (-)	--	--	--	--	--	--	--	--	--	--
19/F & 20/F 19樓及20樓	Flat A (Master Duplex) 單位A (Master Duplex)	529.147 (5,696) Balcony 露台: 7.830 (84) Utility Platform 工作平台: - (-)	--	--	--	--	--	--	--	--	--	--
21/F, 22/F & 23/F 21樓、22樓及23樓	Flat A (Penthouse) 單位A (Penthouse)	637.924 (6,867) Balcony 露台: 7.830 (84) Utility Platform 工作平台: - (-)	--	--	--	87.931 (946)	--	--	102.482 (1,103)	--	--	--

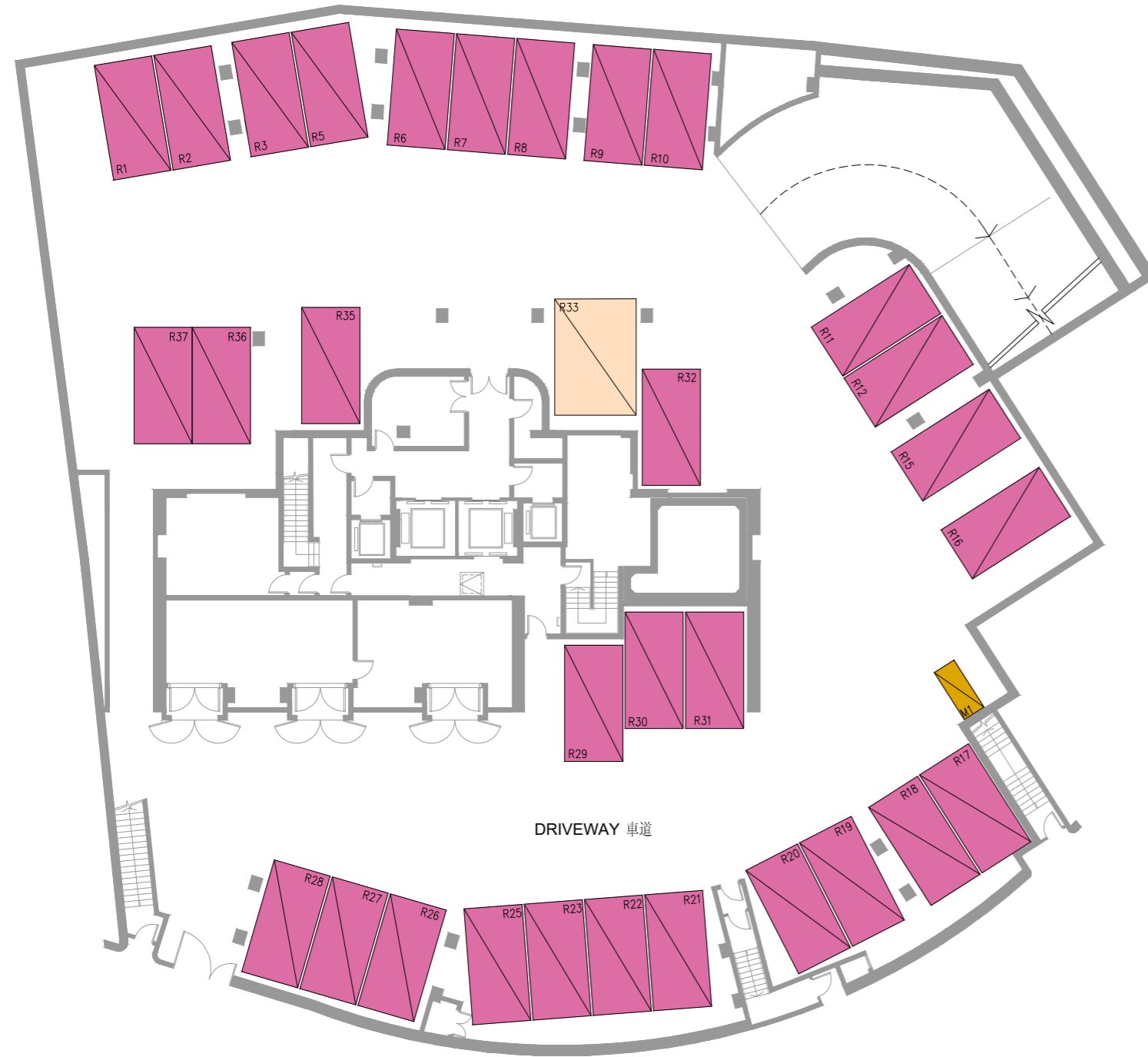
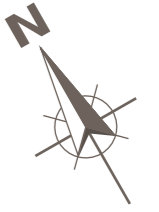
1. The saleable area of the residential property and the floor area of balcony, utility platform and verandah (if any) are calculated in accordance with Section 8 of the Residential Properties (First-hand Sales) Ordinance; and the areas of the other specified items (not included in the saleable area) are calculated in accordance with Part 2 of Schedule 2 to the Residential Properties (First-hand Sales) Ordinance.
2. The areas as specified above in square feet are converted at a rate of 1 square metre = 10.764 square feet and rounded to the nearest whole square feet, which may be slightly different from that shown in square metre.
3. There is no verandah in the residential properties of the Development.
4. 4/F, 13/F and 14/F are omitted.

1. 住宅物業的實用面積、以及露台、工作平台及陽台(如有)的樓面面積，是按照《一手住宅物業銷售條例》第8條計算得出的。其他指明項目的面積(不計算入實用面積)，是按照《一手住宅物業銷售條例》附表2第2部計算得出的。
2. 上述所列之面積是以英制之平方呎列明，均以1平方米=10.764平方呎換算，並以四捨五入至整數平方呎，平方呎與平方米之數字可能有些微差異。
3. 發展項目的住宅物業不設陽台。
4. 不設4樓、13樓及14樓。

# Floor Plans of Parking Spaces in the Development

## 發展項目中的停車位的樓面平面圖

B/F Floor Plan  
地庫層平面圖



0M/米      5M/米  
Scale: 比例

Number, Dimensions and Area of Parking Spaces  
停車位的數目、尺寸及面積

Type of Parking Space 停車位類別	Number 數目	Dimensions (LxW) (m) 尺寸(長x闊)(米)	Area of each Parking Space (sq. m.) 每個停車位面積 (平方米)
Residential Parking Space 住宅停車位	31	5 x 2.5	12.5
Accessible Parking Space 暢通易達停車位	1	5 x 3.5	17.5
Motor Cycle Parking Space 電單車停車位	1	2.4 x 1	2.4



1. A preliminary deposit of 5% of the purchase price is payable on the signing of the preliminary agreement for sale and purchase (“preliminary agreement”);
2. The preliminary deposit paid by the purchaser on the signing of the preliminary agreement will be held by a firm of solicitors acting for the owner, as stakeholders;
3. If the purchaser fails to execute the agreement for sale and purchase within 5 working days after the date on which the purchaser enters into the preliminary agreement: -
  - (i) the preliminary agreement is terminated;
  - (ii) the preliminary deposit is forfeited; and
  - (iii) the owner does not have any further claim against the purchaser for the failure.

1. 在簽署臨時買賣合約 (“該臨時合約”) 時須支付款額為售價的5%的臨時訂金；
2. 買方在簽署該臨時合約時支付的臨時訂金，會由代表擁有人行事的律師事務所以保證金保存人的身份持有；
3. 如買方沒有於訂立該臨時合約的日期之後5個工作日內簽立買賣合約 -
  - (i) 該臨時合約即告終止；
  - (ii) 有關的臨時訂金即予沒收；及
  - (iii) 擁有人不得就買方沒有簽立買賣合約而針對買方提出進一步申索。

# Summary of Deed of Mutual Covenant

## 公契的摘要

A Deed of Mutual Covenant and Management Agreement will be entered into in respect of the Development ("DMC").

### A. The common parts of the Development

1. "Common Areas and Facilities" means, collectively the Residential Common Areas and Facilities and the Carpark Common Areas and Facilities and all those parts and such of the areas and facilities (if any) of the Development designated as common areas and facilities in accordance with the provisions of the DMC or by the relevant Owners in any sub-deed of mutual covenant;

2. "Residential Common Areas and Facilities" means:-

- (a) the external walls (in case of an external wall which abuts onto any part of a Residential Unit, only the exterior surface of such external wall), those parts of the Curtain Walls which do not form part of any Residential Unit, fence walls (excluding those forming part of a Residential Unit), Slope Structures within the Land, staircases (which do not form part of any Residential Unit), passages, carpark lift lobby (excluding the respective lift lobbies of lift no. 3, lift no. 4, service lift lobby, fireman's lift lobbies, lift pit no.1, lift pit no.2, lift no.1, lift no.2, lift no.1 overrun, lift no.2 overrun, main switch room, transformer room, high voltage switch room, fire service and sprinkler pump room, gas riser duct room, telephone riser duct room, sprinkler tank, flush water transfer pump room, outdoor swimming pool on the Ground Floor, swimming pool filtration plant pit for balancing tank, planters (excluding those forming part of a Residential Unit), louvres, electrical ducts, fire service control room, lavatory (which does not form part of any Residential Unit), driveways/emergency vehicular access, fire service inlet, fire service sprinkler valve, sprinkler inlet cabinet, electrical rooms, emergency generator room, flush water booster pump rooms, lift machine room on upper roof, fire service water tank, water tank for booster pump room, pipe ducts, telecommunication and broadcasting equipment room, water meter room, refuse storage chamber, cable ducts, air conditioning ducts, water meter cabinets and top roof which are (in so far as the same are capable of being shown on plans) for the purposes of identification only shown coloured Indigo on the plans certified by the Authorized Person as to their accuracy and annexed to the DMC;
- (b) such areas and facilities of and in the Land and the Development intended for common use and benefit of the Residential Accommodation as a whole; and
- (c) such other areas and facilities of and in the Land and the Development designated as Residential Common Areas and Facilities in accordance with the DMC,

PROVIDED THAT where appropriate, if any parts of the Land and the Development other than the Residential Accommodation:-

- (i) are covered by paragraph (a) of the definition of "common parts" set out in section 2 of the Building Management Ordinance (Cap.344); and/or
- (ii) fall within the categories as specified in Schedule 1 to the Building Management Ordinance (Cap.344) and included under paragraph (b) of the definition of "common parts" set out in section 2 of the Building Management Ordinance (Cap.344),

which are intended for the common use and benefit of the Residential Accommodation as a whole, then such parts shall be deemed to have been included as, and shall form part of, the Residential Common Areas and Facilities, but excluding the Carpark Common Areas and Facilities;

3. "Carpark Common Areas and Facilities" means:-

means :-

- (a) the whole of the Carpark (except the Parking Spaces);
- (b) driveways, corridor, passages and mass concrete fills which are (in so far as the same are capable of being shown

on plans) for the purposes of identification only shown coloured Green on the plans certified by the Authorized Person as to their accuracy and annexed to the DMC;

- (c) such areas and facilities of and in the Land and the Development intended for common use and benefit of the Carpark as a whole; and
- (d) such other areas and facilities of and in the Land and the Development designated as Carpark Common Areas and Facilities in accordance with the DMC,

PROVIDED THAT where appropriate, if any parts of the Land and the Development other than the Carpark:-

- (i) are covered by paragraph (a) of the definition of "common parts" set out in section 2 of the Building Management Ordinance (Cap.344); and/or
- (ii) fall within the categories as specified in Schedule 1 to the Building Management Ordinance (Cap.344) and included under paragraph (b) of the definition of "common parts" set out in section 2 of the Building Management Ordinance (Cap.344),

which are intended for the common use and benefit of the Carpark as a whole, then such parts shall be deemed to have been included as, and shall form part of, the Carpark Common Areas and Facilities, but excluding the Residential Common Areas and Facilities.

**B. Number of undivided shares assigned to each residential property in the Development**

Residential Unit	Undivided Shares
Flat A (Triplex) on the Basement, Ground, 1 <sup>st</sup> and 2 <sup>nd</sup> Floors (together with lift no.3, lift machine room no.3, lift pit no.3 and suspended metal platform appurtenant thereto, cockloft, planter, garden on the Ground Floor, and lavatory and refuse storage and material recovery room on the 2 <sup>nd</sup> Floor)	4407
Flat B (Triplex) on the Basement, Ground, 1 <sup>st</sup> and 2 <sup>nd</sup> Floors (together with lift no.4, lift machine room no.4, lift pit no.4 and suspended metal platform appurtenant thereto, cockloft, planter, garden on the Ground Floor, and lavatory and refuse storage and material recovery room on the 1 <sup>st</sup> Floor)	4616
Flat A (Superior Duplex) on the 3 <sup>rd</sup> and 5 <sup>th</sup> Floors (together with balcony(ies) and store(s) appertaining thereto, and lavatory and refuse storage and material recovery room on the 3 <sup>rd</sup> Floor)	4078
Flat B (Duplex) on the 5 <sup>th</sup> and 6 <sup>th</sup> Floors (together with balcony(ies) and store(s) appertaining thereto, and lavatory and refuse storage and material recovery room on the 5 <sup>th</sup> Floor)	2849
Flat A (Duplex) on the 6 <sup>th</sup> and 7 <sup>th</sup> Floors (together with balcony(ies) and store(s) appertaining thereto, and lavatory and refuse storage and material recovery room on the 6 <sup>th</sup> Floor)	2846
Flat B (Duplex) on the 7 <sup>th</sup> and 8 <sup>th</sup> Floors (together with balcony(ies) and store(s) appertaining thereto, and lavatory and refuse storage and material recovery room on the 7 <sup>th</sup> Floor)	2849
Flat A (Duplex) on the 8 <sup>th</sup> and 9 <sup>th</sup> Floors (together with balcony(ies) and store(s) appertaining thereto, and lavatory and refuse storage and material recovery room on the 8 <sup>th</sup> Floor)	2846
Flat B (Duplex) on the 9 <sup>th</sup> and 10 <sup>th</sup> Floors (together with balcony(ies) and store(s) appertaining thereto, and lavatory and refuse storage and material recovery room on the 9 <sup>th</sup> Floor)	2849
Flat A (Duplex) on the 10 <sup>th</sup> and 11 <sup>th</sup> Floors (together with balcony(ies) and store(s) appertaining thereto, and lavatory and refuse storage and material recovery room on the 10 <sup>th</sup> Floor)	2846
Flat B (Superior Duplex) on the 11 <sup>th</sup> and 12 <sup>th</sup> Floors (together with balcony(ies) and store(s) appertaining thereto, lavatory and refuse storage and material recovery room on the 11 <sup>th</sup> Floor, and lavatory and store room on the 12 <sup>th</sup> Floor)	4440
Flat A (Simplex) on the 15 <sup>th</sup> Floor (together with balcony(ies) and store(s) appertaining thereto, and lavatory and refuse storage and material recovery room on the 15 <sup>th</sup> Floor)	2848
Flat A (Simplex) on the 16 <sup>th</sup> Floor (together with balcony(ies) and store(s) appertaining thereto, and lavatory and refuse storage and material recovery room on the 16 <sup>th</sup> Floor)	2848
Flat A (Simplex) on the 17 <sup>th</sup> Floor (together with balcony(ies) and store(s) appertaining thereto, and lavatory and refuse storage and material recovery room on the 17 <sup>th</sup> Floor)	2848
Flat A (Simplex) on the 18 <sup>th</sup> Floor (together with balcony(ies) and store(s) appertaining thereto, and lavatory and refuse storage and material recovery room on the 18 <sup>th</sup> Floor)	2848
Flat A (Master Duplex) on the 19 <sup>th</sup> and 20 <sup>th</sup> Floors (together with balcony(ies) and store(s) appertaining thereto, lavatory and refuse storage and material recovery room on the 19 <sup>th</sup> Floor, and lavatory and store room on the 20 <sup>th</sup> Floor)	5696
Flat A (Penthouse) on the 21 <sup>st</sup> , 22 <sup>nd</sup> and 23 <sup>rd</sup> Floors (together with balcony(ies), store(s) and flat roof(s) appertaining thereto, lavatory and refuse storage and material recovery room on the 21 <sup>st</sup> Floor, lavatory and store room on the 22 <sup>nd</sup> Floor, lavatory and store room on the 23 <sup>rd</sup> Floor, and outdoor swimming pool and flat roof on the Roof Floor)	7072

**C. The term of years for which the manager of the Development is appointed**

4. The Manager will be appointed for an initial term of two (2) years from the date of the DMC and shall thereafter continue until terminated as provided in the DMC.

**D. The basis on which the management expenses are shared among the owners of the residential properties in the Development**

5. Each Owner of a Residential Unit shall contribute his due proportion of the budgeted Residential Management Expenses which proportion shall be equal to the Undivided Shares of his Residential Unit divided by the total Undivided Shares of all Residential Units.

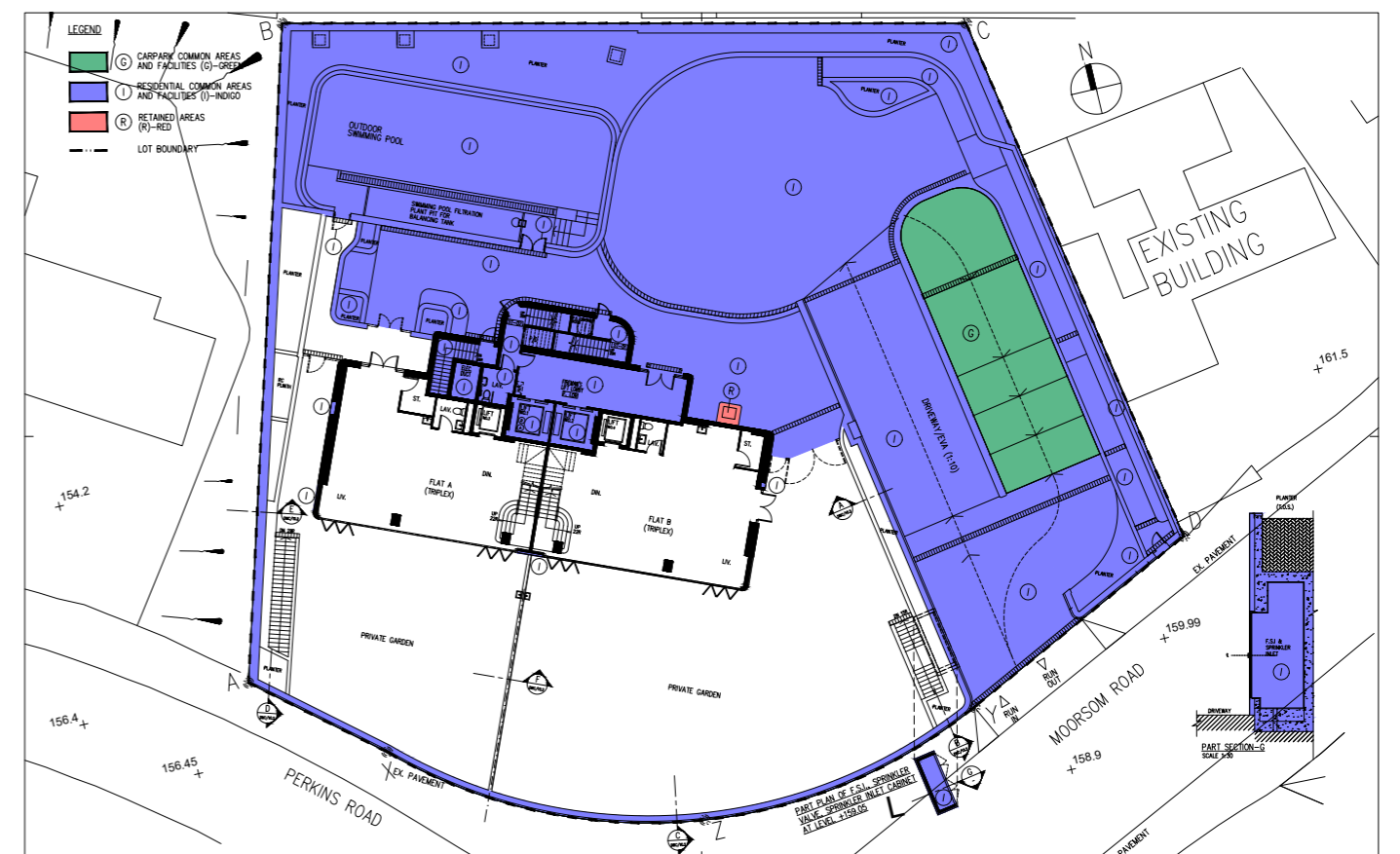
**E. The basis on which the management fees deposit is fixed**

6. Each Owner shall before he is given possession of his part of the Development by or upon completion of the purchase of his part of the Development from the First Owner, whichever shall be the earlier, deposit with the Manager as security for the due payment of all amounts which may be or become payable by him under the DMC a sum equal to three (3) months' contribution towards the Management Expenses payable in respect of his part of the Development based on the first annual budget which said sum shall be non-refundable but transferable and shall not be set off against any contribution payable by him under the DMC.

**F. Area (if any) in the Development retained by the owner for the owner's own use**

7. The Retained Area (as defined in the DMC) which is for the purposes of identification only shown coloured Red on the plan below.

Remarks: The ownership of any fixture, fitting and/or chattel on or within the Retained Area shall remain with the Vender only and such fixture, fitting and/or chattel shall not form part of the Retained Area and/or Common Areas and Facilities.



# Summary of Deed of Mutual Covenant

## 公契的摘要

發展項目將會制定一份公契及管理協議(「公契」)。

### A. 發展項目的公用部分

1. 「公用地方及設施」統指住宅公用地方及設施和停車場公用地方及設施及按公契規定或有關業主按任何分公契指定作公用地方及設施的發展項目的所有該等地方及設施(如有)；

2. 「住宅公用地方及設施」指：

(a) 外牆(如果是連接住宅單位任何部份的外牆，僅限該外牆的外表層)、不構成任何住宅單位之部分的幕牆部分、圍牆(不包括構成住宅單位之部分)、該土地內的斜坡構築物、樓梯(不包括構成任何住宅單位之部分)、通道、停車場升降機大堂(不包括3號升降機的升降機大堂及4號升降機的升降機大堂)、服務升降機大堂、消防員升降機大堂、1號升降機槽底、2號升降機槽底、1號升降機、2號升降機、1號升降機槽頂部、2號升降機槽頂部、總電掣房、電力變壓房、高壓電掣房、消防及花灑泵房、燃氣管道房、電話上升管道房、花灑水缸、沖廁水上水泵房、位於地下的戶外游泳池、泳池濾水泵房、花槽(不包括構成住宅單位之部分)、百葉窗、電線管道、消防控制室、洗手間(不包括構成任何住宅單位之部分)、車道/緊急車輛通道、消防入水口、消防花灑控制閥、花灑入水掣櫃、電掣房、緊急發電機室、沖廁水增壓泵房、位於上層天台的升降機機房、消防水缸、增壓泵水缸房、管道、電訊及廣播設備室、水錶房、垃圾房、電線管道、空調管道、水錶櫃及頂層天台，(如果可以在圖則上顯示)在公契附錄的經認可人士核實為準的圖則上用靛青色顯示，僅供識別；

(b) 該土地及發展項目內擬供整個住宅區共同使用與享用的該等地方及設施；及

(c) 按公契規定指定作為住宅公用地方及設施的該土地及發展項目的其他地方及設施，

但是如果適用，若該土地及發展項目(住宅區除外)的任何部分：

- (i) 被《建築物管理條例》(第344章)第2條列明「公用部分」的定義第(a)段所涵蓋；及/或
- (ii) 屬於《建築物管理條例》(第344章)附表1指定的類別並被納入《建築物管理條例》(第344章)第2條列明「公用部分」的定義第(b)段，

並擬供整個住宅區共同使用與享用，則該等部分應視為被納入並構成住宅公用地方及設施，但是不包括停車場公用地方及設施；

3. 「停車場公用地方及設施」指：

(a) 整個停車場(停車位除外)；

(b) 車道、走廊、通道及大型混凝土填充物，(如果可以在圖則上顯示)在公契附錄的經認可人士核實為準的圖則上用綠色顯示，僅供識別；

(c) 該土地及發展項目內擬供整個停車場共同使用與享用的該等地方及設施；及

(d) 按公契規定指定作為停車場公用地方及設施的該土地及發展項目的其他地方及設施，

但是如果適用，若該土地及發展項目(停車場除外)的任何部分：

- (i) 被《建築物管理條例》(第344章)第2條列明「公用部分」的定義第(a)段所涵蓋；及/或
- (ii) 屬於《建築物管理條例》(第344章)附表1指定的類別並被納入《建築物管理條例》(第344章)第2條列明「公用部分」的定義第(b)段，

並擬供整個停車場共同使用與享用，則該等部分應視為被納入並構成停車場公用地方及設施，但是不包括住宅公用地方及設施。

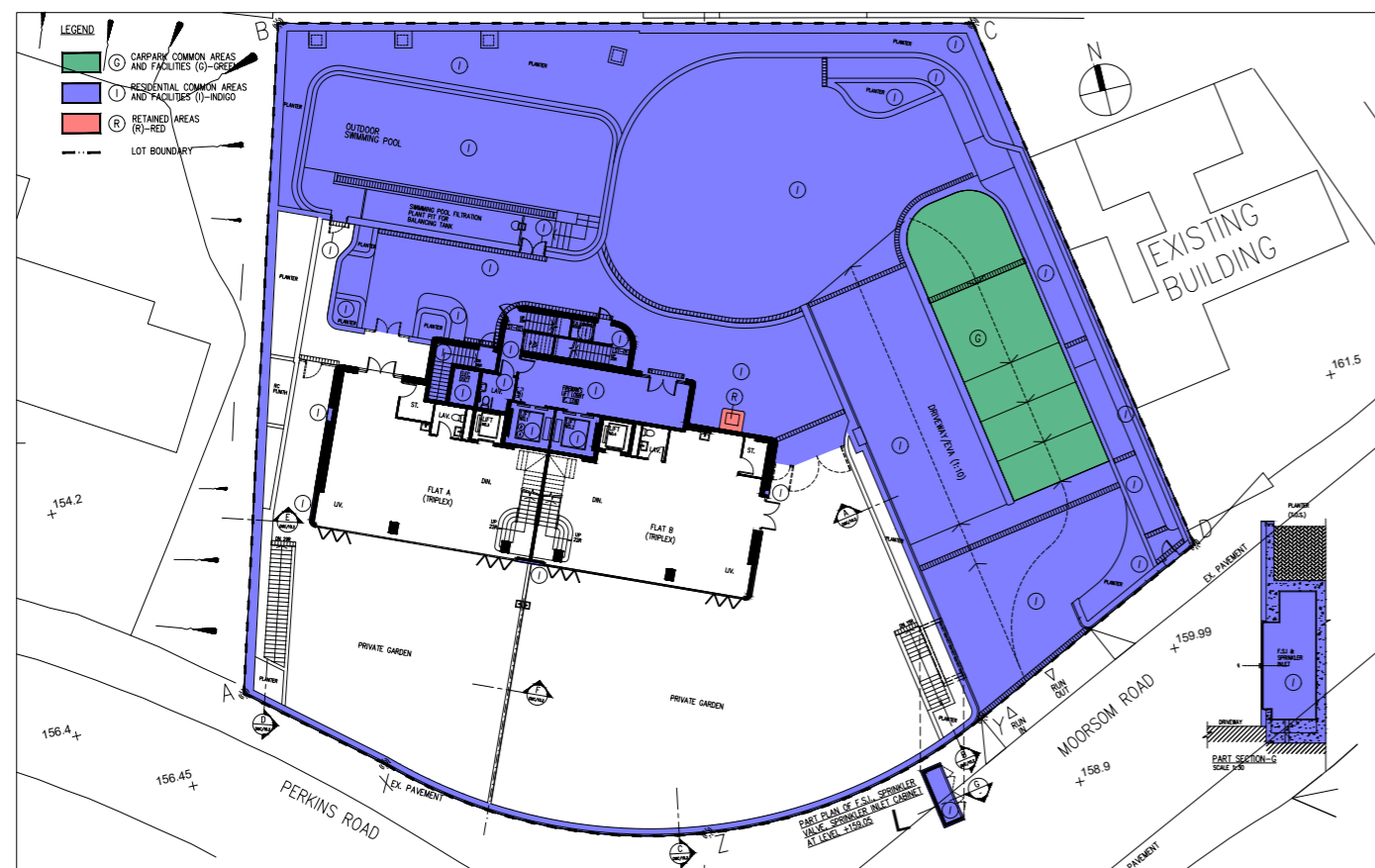
### B. 分配予發展項目中每個住宅物業的不分割份數數目

住宅單位	不分割份數
地庫、地下、1樓及2樓單位A (Triplex)(連同3號升降機、3號升降機機房、3號升降機槽底及其懸架金屬平台、閣樓、花槽、地下花園、位於2樓的洗手間及垃圾及物料回收室)	4407
地庫、地下、1樓及2樓單位B (Triplex)(連同4號升降機、4號升降機機房、4號升降機槽底及其懸架金屬平台、閣樓、花槽、地下花園、位於1樓的洗手間及垃圾及物料回收室)	4616
3樓及5樓單位A(Superior Duplex)(連同其露台及儲物室、位於3樓的洗手間及垃圾及物料回收室)	4078
5樓及6樓單位B(Duplex)(連同其露台及儲物室、位於5樓的洗手間及垃圾及物料回收室)	2849
6樓及7樓單位A(Duplex)(連同其露台及儲物室、位於6樓的洗手間及垃圾及物料回收室)	2846
7樓及8樓單位B(Duplex)(連同其露台及儲物室、位於7樓的洗手間及垃圾及物料回收室)	2849
8樓及9樓單位A(Duplex)(連同其露台及儲物室、位於8樓的洗手間及垃圾及物料回收室)	2846
9樓及10樓單位B(Duplex)(連同其露台及儲物室、位於9樓的洗手間及垃圾及物料回收室)	2849
10樓及11樓單位A(Duplex)(連同其露台及儲物室、位於10樓的洗手間及垃圾及物料回收室)	2846
11樓及12樓單位B(Superior Duplex)(連同其露台及儲物室、位於11樓的洗手間及垃圾及物料回收室、位於12樓的洗手間及儲物室)	4440
15樓單位A(Simplex)(連同其露台及儲物室、位於15樓的洗手間及垃圾及物料回收室)	2848
16樓單位A(Simplex)(連同其露台及儲物室、位於16樓的洗手間及垃圾及物料回收室)	2848
17樓單位A(Simplex)(連同其露台及儲物室、位於17樓的洗手間及垃圾及物料回收室)	2848
18樓單位A(Simplex)(連同其露台及儲物室、位於18樓的洗手間及垃圾及物料回收室)	2848
19樓及20樓單位A(Master Duplex)(連同其露台及儲物室、位於19樓的洗手間及垃圾及物料回收室、位於20樓的洗手間及儲物室)	5696
21樓、22樓及23樓單位A(Penthouse)(連同其露台、儲物室及平台、位於21樓的洗手間及垃圾及物料回收室、位於22樓的洗手間及儲物室、位於23樓的洗手間及儲物室、位於天台的戶外游泳池及平台)	7072



- C. 有關發展項目管理人的委任年期
4. 管理人的委任年期為公契之日起的初期2年並在其後繼續任職至按公契規定終止。
- D. 在發展項目的住宅物業的業主之間分擔管理開支的基準
5. 每個住宅單位業主必須支付預計住宅管理開支中的適當部分，該部分相等於他的住宅單位的不分割份數除與所有住宅單位的總不分割份數。
- E. 計算管理費按金的基準
6. 每個業主須在接收他擁有發展項目的部分之前或完成向第一擁有人購買他擁有發展項目的部分時(以較早者為準)向管理人支付一筆相等於按第一個年度預算他擁有發展項目的部分應付管理開支的3個月的分擔款項，作為準時支付他按公契應付的一切款項的擔保，上述款項不能退還，但可轉讓和不能用來抵銷他按公契應付的任何分擔款項。
- F. 業主在發展項目中保留作為業主自用的地方(如有)
7. 保留區域(按公契界定)在下面的圖則用紅色顯示，僅供識別。

備註: 保留區域之上或之內任何固定附着物，裝置及/或實產的擁有權為賣方所持有。該等固定附着物，裝置及/或實產並不屬於保留區域及/或公用地方及設施的一部分。



# Summary of Land Grant

## 批地文件的摘要

1. The Development is to be constructed on Inland Lot No.7740 (the "Land").
2. The lease term of the Land granted under the Conditions of Sale No.6989 as varied and modified by a Modification Letter dated 6 May 1981 and registered in the Land Registry by Memorial No.UB2110747 (collectively the "Land Grant") for a term of 75 years commencing from 12 December 1961 with a right of renewal for one further term of 75 years.
3. General Condition No.9 of the Land Grant stipulates that:-

"The purchaser shall apply to the Director of Public Works for the lot to be set out on the ground and shall not commence any operations for building thereon until it shall have been so set out by the Director of Public Works. If the purchaser erects any building otherwise than in due accord with such setting out he shall, when called upon by the Director of Public Works so to do, demolish such building and shall rebuild as directed by him. If the purchaser fails to demolish any building as aforesaid it shall be lawful for the Director of Public Works to have such building demolished and the purchaser shall pay on demand the amount certified by the said Director to be the cost of such demolition."
4. General Condition No.10 of the Land Grant stipulates that:-

"(a) The purchaser shall develop the lot by the erection thereon of a building or buildings complying with the Special Conditions and in all respects in accordance with the provisions of all Ordinances, Byelaws and Regulations relating to building and sanitation which are or may at any time be in force in the Colony, such building or buildings to be completed before the expiration of 24 calendar months from the date of this Agreement and shall expend thereon a sum of not less than \$450,000 (such sum to exclude moneys spent on site formation, foundations, access roads and other ancillary works).

(b) The purchaser of the lot shall throughout the tenancy maintain all buildings erected or which may at any time hereafter be erected on the lot in good and substantial repair and condition, and in such repair and condition deliver up the same at the expiration or sooner determination of the tenancy. In the event of the demolition at any time during the tenancy of any building then standing on the lot or any part thereof the purchaser shall replace the same either by sound and substantial buildings of the same type and of no less volume or by buildings of such type and value as shall be approved by the Director of Public Works. In the event of demolition as aforesaid the purchaser shall within one month of such demolition apply to the Director of Public Works for consent to carry out building works for the redevelopment of the lot and upon receiving such consent shall within three months thereof commence the necessary work of redevelopment and shall complete the same to the satisfaction of and within such time limit as is laid down by the Director of Public Works."
5. General Condition No.12 of the Land Grant stipulates that:-

"Any private streets, roads and lanes which are required to be formed shall be sited to the satisfaction of the Director of Public Works and included in or excluded from the area to be leased as may be determined by him and in either case shall be handed over to Government free of cost if so required. Where taken over by Government the surfacing, kerbing, draining (both foul and storm water sewers) and channelling shall be carried out by the Government at the cost of the purchaser and thereafter maintained at public expense but where remaining part of the area leased or to be leased, such streets, roads or lanes shall be surfaced, kerbed, drained and channelled and maintained by and at the expense of the purchaser to the satisfaction in all respects of the Director of Public Works."
6. General Condition No.13 of the Land Grant stipulates that:-

"The purchaser shall not permit sewage or refuse water to flow from the lot on to any adjoining land or allow any decaying, noisome, noxious, excrementitious, or other refuse matter to be deposited on any portion of the lot and shall see that all such matter is removed daily from the premises in a proper manner."
7. General Condition No.14 of the Land Grant stipulates that:-

"The fulfillment by the purchaser of his obligations under these General and Special Conditions shall be a condition precedent to the grant or continuance of the tenancy and in the event of any default by the purchaser in complying therewith such default shall be deemed to be a continuing breach and the subsequent acceptance by or on behalf of the Crown of any Crown Rent or Rates or other payment whatsoever shall not (except where the Crown has notice of such breach and has expressly acquiesced therein) be deemed to constitute any waiver or relinquishment or otherwise prejudice the enforcement of the Crown's right of re-entry for or on account of such default or any other rights, remedies or claims of the Crown in respect thereof under these Conditions which shall continue in force and shall apply also in respect of default by the purchaser in the fulfillment of his obligations under the General and Special Conditions within any extended or substituted period as if it had been the period originally provided."
8. General Condition No.15 of the Land Grant stipulates that:-

"(a) Upon any failure or neglect by the purchaser to observe or comply with any of the conditions of this Agreement the Crown shall be entitled to re-enter and take back possession of the lot and all buildings, erections and works thereon and thereupon this Agreement and the rights of the purchaser hereunder shall absolutely cease and determine but without prejudice nevertheless to the rights, remedies and claims of the Crown in respect of any breach, non-observance or non-performance of the terms and conditions hereof.

(b) In the event of re-entry by the Crown for or in respect of or arising out of the breach, non-observance or non-performance by the purchaser of the provisions of the General and Special Conditions, the purchaser shall not be entitled to any refund of the premium paid by him or any part thereof or to any payment or compensation whatsoever whether in respect of the value of the land or any buildings thereon or any amount expended by the purchaser in the preparation, formation or development of the lot or otherwise."
9. General Condition No.16 of the Land Grant stipulates that:-

"(a) When the conditions herein contained have been complied with to the satisfaction of the Director of Public Works and the Registrar General (Land Officer), the purchaser shall subject to approval of his title by the Registrar General (Land Officer) be entitled to a Lease of the lot as described in the Particulars for the term stated in the preamble to these Conditions and containing the option of renewal therein specified.

(b) The purchaser shall take up the Crown Lease for the lot when called upon to do so by the Registrar General (Land Officer) and shall pay the prescribed fees therefor and an endorsement by the Registrar General (Land Officer) on these conditions or on the Land Office Registers that plans of the lot or any specified part thereof are in the Land Office and that the Crown Lease thereof must be taken up before any further dealings with the lot or such specified part can be registered, shall have effect accordingly. In the event of more than one building being erected on the lot the purchaser may be required to take up a separate lease for the site of each separate building and shall pay the prescribed fees for every additional lease so required to be taken up.

(c) Pending the issue of the Crown Lease the tenancy of the lot shall be deemed to be upon and subject to and such Crown Lease when issued shall be subject to and contain all exceptions, reservations, covenants, clauses and conditions as are now inserted in the Crown Leases of similar lots in the Colony as varied, modified or extended by the General and Special Conditions."
10. Special Condition No.(1) of the Land Grant stipulates that:-

"The purchaser shall not –

(a) assign, underlet or part with the possession of or otherwise dispose of the lot or any part thereof or any interest therein or enter into any agreement so to do, or

(b) mortgage or charge the lot or any part thereof or any interest therein except for the purpose of the development thereof and then only by way of a building mortgage in such form and containing such provisions as the Registrar General (Land Officer) shall approve or require,

unless and until he has in all respects observed and complied with these General and Special Conditions to the satisfaction of the Director of Public Works and the Registrar General (Land Officer). Every assignment, mortgage, charge, sub-letting or other alienation of the lot or any part thereof shall be registered at the Land Office."
11. Special Condition No.(2) of the Land Grant stipulates that:-

"The lot shall be used for private residential purposes only."
12. Special Condition No.(3) of the Land Grant stipulates that:-

"The purchaser shall within 9 months from the date of this Agreement form at his own expense and to the satisfaction of the Director of Public Works the areas delineated and coloured red, red hatched black and green on the plan annexed hereto."
13. Special Condition No.(4) of the Land Grant stipulates that:-

"The area coloured green on the said plan shall be formed before any building operations commence on the lot and shall be retained by Government on completion. In the event of non fulfilment of the formation aforesaid within the prescribed period, Government may carry out the work at the cost of the purchaser, who shall pay to Government on demand a sum equal to the cost thereof."

## 14. Special Condition No.(5) of the Land Grant stipulates that:-

"Where any cutting away, removal or setting back of adjacent or nearby hillside or banks or any building up or filling in is required for the purpose of or in connection with the formation, levelling or development of the lot or any part thereof, the purchaser shall construct or bear the cost of the construction of such retaining walls or other support as shall or may then or at any time thereafter be necessary to protect and support such hillside and banks and the lot itself and to obviate and prevent any falling away, landslips or subsidence occurring thereafter, and shall at all times maintain the said retaining walls or other support in good and substantial repair and condition. In the event of any landslip, subsidence or falling away occurring at any time whether in or from the adjacent hillside or banks or in or from the lot itself as a result of any default by the purchaser under this condition, the purchaser shall at his own expense reinstate and make good the same and shall indemnify Government from and against all costs, charges, damages, demands and claims whatsoever which shall or may be made, suffered or incurred through or by reason thereof. If in the opinion of the Director of Public Works the purchaser shall at any time be in default under this condition, then in addition to any other rights or remedies herein provided for breach of any of the conditions hereof the said Director shall be entitled by a notice in writing to call upon the purchaser to carry out such construction and/or maintenance or to reinstate and make good any falling away, landslip or subsidence, and if the purchaser shall neglect or fail to comply with such notice within the period specified therein the said Director may forthwith execute and carry out the work and the purchaser shall on demand repay to Government the cost thereof."

## 15. Special Condition No.(6) of the Land Grant stipulates that:-

"In the event of spoil or debris from the site or from other areas affected by the development of the lot being eroded and washed down on to public lanes or roads or into road-culverts, sewers, storm-water drains or nullahs or other government properties the purchaser shall be held responsible and shall pay to Government on demand the cost of removal of the spoil and debris from or for damage to the public lanes or roads or road-culverts, sewers, storm-water drains or nullahs or other government properties. The purchaser shall indemnify Government against all actions, claims and demands arising out of any damage or nuisance to private property caused by such erosion and washing down."

## 16. Special Condition No.(7) of the Land Grant stipulates that:-

"The purchaser shall pay to Government on demand the cost of removing, diverting and reinstating elsewhere as may be required any drains, sewers, nullahs, water courses, pipes, cables, wires, utility services or any other works or installations on the lot or on areas adjacent thereto which the Director of the Public Works may consider it necessary to remove, divert or reinstate."

## 17. Special Condition No.(8) of the Land Grant stipulates that:-

"The design, disposition and height of any building to be erected on the lot shall be subject to the approval in writing of the Director of Public Works."

## 18. Special Condition No.(9) of the Land Grant stipulates that:-

"Subject to these Conditions, upon development or re-development of the lot or any part thereof, the maximum total gross floor area of any building or buildings erected or to be erected on the lot shall not exceed 6,354 square metres and any such building or buildings shall in all respects comply with the Buildings Ordinance, any regulations made thereunder and any amending legislation, and the maximum total site coverage of any building or buildings erected or to be erected on the lot shall not exceed 15% of the area of the lot."

## 19. Special Condition No.(10) of the Land Grant stipulates that:-

The lot shall not be sub-divided by assignment, deed of partition or otherwise in such a way that the site coverage of any building or buildings or part of any building or buildings standing on any sub-divided portion of the lot shall exceed 15% of the area of such sub-divided portion."

## 20. Special Condition No.(11) of the Land Grant stipulates that:-

"No structure shall be erected on the area coloured red hatched black on the plan annexed hereto."

## 21. Special Condition No.(12) of the Land Grant stipulates that:-

(a) Space or car ports shall be provided within the lot to the satisfaction of the Director of Public Works for the parking of motor vehicles at the rate of not less than 2 cars per residential unit in the building or buildings erected or to be erected on the lot. Neither the space so provided nor the said car ports shall be used other than for the purpose of parking private motor vehicles belonging to the residents of the building or buildings erected or to be erected on the lot.

## (b) Account will not be taken of –

(i) car ports directly under the building or buildings at or above ground level,

(ii) car ports below ground level including car ports built under the area coloured red hatched black on the plan annexed hereto, and

(iii) single storey car ports not physically attached to any building or buildings erected or to be erected on the said lot, for the purpose of calculating the maximum total gross floor area and site coverage respectively stipulated in Special Condition No.(9) hereof.

## (c) No car ports shall be constructed in the form of a podium.

(d) A layout plan indicating the parking spaces or car ports to be provided within the lot in accordance with Special Condition No.(12)(a) hereof and approved by the Building Authority, a copy of such plan certified by an authorized person (as defined in the Buildings Ordinance) shall be registered by the purchaser by memorial in the Land Office. No transaction affecting the lot or any part thereof or any building or part of any building erected or to be erected thereon shall be entered into prior to such registration. The parking spaces or car ports indicated on the said approval plan shall not be used for any purpose other than the purposes set out in Special Condition No.(12)(a) hereof. The purchase shall maintain the parking spaces or car ports in accordance with the said approved plan and shall not alter the layout except with the prior written consent of the Director of Public Works."

## 22. Special Condition No.(13) of the Land Grant stipulates that:-

"The purchaser shall at his own expense and to the satisfaction of the Director of Public Works form with approval materials so that building traffic may be carried thereon the portions of public roads shown coloured green on the plan annexed hereto and shall thereafter maintain such portions in good condition until the lot has been developed in accordance with these conditions."

## 23. Special Condition No.(14) of the Land Grant stipulates that:-

"The purchaser shall pay to Government on demand any sum which the Director of Public Works shall certify to be the cost of making good any damage done to adjoining public roads by the purchaser, his contractors or sub-contractors or his or their workmen or vehicles or by any spoil from the lot."

## 24. Special Condition No.(15) of the Land Grant stipulates that:-

"All storm or rain water from the lot shall be conveyed into the nearest stream course, catchpit, channel or storm water drain as required and in a manner to be approved by the Director of Public Works."

## 25. Special Condition No.(16) of the Land Grant stipulates that:-

"No materials shall be dumped or stored, nor shall any work be carried out within the boundaries of a public road or way without the prior written consent of the Director of the Public Works."

## 26. Special Condition No.(17) of the Land Grant stipulates that:-

"The purchaser shall at his own expense construct and maintain to the satisfaction of the Director of Public Works such drains or channels as the said Director may consider necessary to intercept and carry off storm-water or rain water falling on or flowing from the hillside on to the lot, and the purchaser shall be solely liable for and shall indemnify Government and its officers from and against all actions, claims and demands arising out of any damage or nuisance caused by such storm-water or rain water and shall at all times during the continuance of the tenancy remain responsible for the maintenance and repair of such drains and channels whether within the boundaries of the lot or on Crown Land."

## 27. Special Condition No.(18) of the Land Grant stipulates that:-

"Any damage or obstruction caused by the purchaser, his servants or agents to any nullah, sewer, storm-water drain, watermain or other government properties within or adjoining the lot shall be made good by Government at the cost of the purchaser, and the amount due in respect thereof shall be paid to Government on demand by the purchaser."

## 28. Special Condition No.(19) of the Land Grant stipulates that:-

"The purchaser shall pay to Government on demand the cost of connecting any drains and sewers from the lot to Government storm-water drains and sewers when laid. Such works shall be carried out by the Director of Public Works, who shall incur no liability to the purchaser in respect thereof."



## Summary of Land Grant

### 批地文件的摘要

29. Special Condition No.(20) of the Land Grant stipulates that:-

"The purchaser shall not interfere with any existing drain, waterway or nullah within or adjoining the lot without obtaining a notice in writing from the Director of Public Works that the necessary diversion of such drain, waterway or nullah has been completed. Such diversion as may be considered necessary shall be carried out by the said Director, and the purchaser of the lot shall pay to Government on demand the sum of \$25,000 in respect thereof."

30. Special Condition No.(21) of the Land Grant stipulates that:-

"Any foundations proposed to be constructed near or adjoining any sewer, storm-water drain or nullah within or adjoining the lot shall be as the Director of Public Works may require."

31. Special Condition No.(22) of the Land Grant stipulates that:-

"A filtered water supply from Government mains will be given on the usual terms and subject to the provisions of the Waterworks Ordinance or any enactment amending the same or substituted therefor."

32. Special Condition No.(23) of the Land Grant stipulates that:-

"In view of the limited water supplies in the Colony no guarantee can be given that any water which is supplied will be continuously available. The Water Authority has the right under the Waterworks Ordinance (Cap. 102) to restrict the hours of supply, which is likely to be periodically necessary, or to withhold the service in whole or in part when in his opinion the available supply is insufficient."

33. Special Condition No.(24) of the Land Grant stipulates that:-

"No water from Government mains shall be used for flushing purposes on any part of the lot without the written consent of the Water Authority. Consent to use fresh water for such purposes will not be given unless an alternative supply is impracticable and evidence to that effect is offered to and accepted by the Water Authority before a plumbing installation is designed. It may be possible for a mains supply of salt water to be provided, and the purchaser shall not therefore proceed to implement his proposals for plumbing until such proposals have been approved in writing by the Water Authority. In the event of a well or nullah supply of water proving inadequate, the fact that sea water is unsuitable for the plumbing installed will not be accepted as a justification for the use of mains fresh water for flushing purposes."

34. Special Condition No.(25) of the Land Grant stipulates that:-

"The purchaser shall have no right of ingress or egress to or from the lot for the passage of motor vehicles between the points X and Y through Z shown on the plan annexed hereto and marked thereon "Plan A"."

35. Special Condition No.(26) of the Land Grant stipulates that:-

"(a) Watchmen's or caretakers' office accommodation may also be provided within the lot provided that:-

- (i) such accommodation is in the opinion of the Director of Public Works essential to the safety, security and good management of the building or buildings erected or to be erected on the lot; and
- (ii) such accommodation shall not be used for any purpose other than office accommodation of watchmen or caretakers employed on the lot.

Such accommodation, if the gross floor area thereof does not exceed 5 square metres for every 50 flats or part thereof erected or to be erected on the lot or 5 square metres for every residential block erected on the lot, whichever calculation provides the greater amount of such accommodation, shall not be taken into account for the purpose of calculating the maximum total gross floor area stipulated in Special Condition No.(9) hereof.

(b) One watchmen's or caretakers' quarters may be provided in the building or buildings erected or to be erected within the lot provided that:-

- (i) in addition to living accommodation, toilet, washing and kitchen services shall be provided in such quarters; and
- (ii) such quarters shall not be used for any purpose other than the residential accommodation of watchmen or caretakers employed on the lot.

Such quarters, if the gross floor area thereof does not exceed 25 square metres, will not be taken into account for the purpose of calculating the maximum total gross floor area stipulated in Special Condition No.(9) hereof."

36. Special Condition No.(27) of the Land Grant stipulates that:-

"No trees growing on the lot or adjacent thereto shall be interfered with or removed without the prior written consent of the Director of Public Works who may in granting consent impose such condition as to replanting or landscaping as he may deem appropriate."

37. Special Condition No.(28) of the Land Grant stipulates that:-

"For the purpose of these Conditions, (a) the expression "gross floor area" means the area contained within the external walls (or in the absence of such walls the external perimeters) of the building or buildings measured at each floor level (including any floor below the level of the ground) together with the area of each balcony in the building or buildings, which shall be calculated from the overall dimensions of balcony (including the thickness of the sides thereof) and the thickness of the external walls of the building or buildings and (b) the expression "site coverage" means the area of the lot that is covered by the building or buildings or part or parts of the building or buildings erected thereon."



- 發展項目興建於內地段第7740號（「該土地」）。
- 根據賣地條件第6989號，並經於1981年5月6日訂立並在土地註冊處以第UB2110747號備忘錄註冊的修訂函作出修改（統稱「批地文件」）規定，該土地的租期從1961年12月12日起計75年，並有權再續期75年。
- 批地文件一般條件第9條規定：

"購買人須向工務司申請在該地段上規劃，並不能在工務司作出規劃前在該地段上展開任何建築工程。如果購買人不按上述規劃搭建任何建築物，他須在工務司要求如此辦理時，拆除該等建築物和按他的指示重建。如果購買人未能拆除上述任何建築物，工務司可合法拆除該等建築物，而購買人須在要求時支付司長證明上述拆除費用之款項。"
- 批地文件一般條件第10條規定：

"(a) 購買人須開發該地段，按當時或任何時候在香港實施有關建築及衛生的一切條例、附例及法規在該地段上興建建築物，以符合特別條件的規定。該等建築物須在本協議之日起的24個曆月結束前完成並支出不少於\$450,000（該等開支不包括用於地盤塑造、地基、入口道路及其他輔助工程之款項）。

(b) 購買人須在整個租約期間保養在該地段上已建或今後任何時候將建的一切建築物處於良好和妥善的維修及狀態直至租約期滿或提前終止。倘若在租約期間的任何時候拆除當時在該地段上的任何建築物或其中任何部分，購買人須用相同類型和不少於其面積的良好建築物或工務司批准的類型和價值的建築物代替。如果進行上述拆除，購買人須在該拆除的1個月內向工務司申請其同意進行建築工程，以便重建該地段並在收到該同意後的3個月內開展必要的重建工程和在工務司指定的期限內完成重建，使他滿意。"
- 批地文件一般條件第12條規定：

"任何要求鋪設的私家街道、道路及小徑須鋪設使工務司滿意，並由其決定是否在出租範圍之內或外，及在任何一種情形下須應要求免費交回政府。倘若上述街道、道路及小徑在交回政府後，其路面鋪築、路邊石、排水渠（污水渠及雨水渠）、及鋪設管道的工程縱然由政府進行，但須由購買人支付其費用，而其後的保養成本則由公帑支付。如上述私家街道、道路及小徑繼續劃為出租或擬被出租的範圍，則須由購買人自費鋪設該等路面及路邊石、排水渠、鋪設管道及保養，在各方面使工務司滿意。"
- 批地文件一般條件第13條規定：

"購買人不得准許他人從該地段排放污水或廢水到任何毗鄰土地或允許將任何腐蝕物、有害物、有毒物、排洩物或其他垃圾物棄置在該地段的任何部分並須安排每日妥善清理上述一切廢物。"
- 批地文件一般條件第14條規定：

"購買人履行本一般條件和特別條件規定他的責任是批租或續租的先決條件。倘若購買人沒有遵守任何該等條件，該違規行為應視為持續違規，其後政府接受任何租金或差餉或其他付款不能（除非政府已知悉該違規並表示默許）視為豁免或解除或影響政府對上述違規強制執行收回的權利或本文件賦予政府的任何其他權利、濟助或索償，該等權利繼續有效並可在任何續期或代替時期內適用於購買人沒有履行他在本文件的責任之違規行為，猶如原來就在該等時期內規定一樣。"
- 批地文件一般條件第15條規定：

"(a) 倘若購買人未能或疏忽、遵守或執行本協議任何條文，政府有權收回與接管該地段和在該地段上已建或擬建的所有建築物、搭建物及工程，本協議和購買人在本協議的權利將完全終止及結束，但不影響政府對任何違反、不遵守或不履行本協議條文及條款下的權利、濟助及索償。

(b) 倘若購買人違反、不遵守或不履行本協議的一般條件和特別條件的條文導致政府收回土地，購買人無權要求退還他已付的地價或其中任何部分或任何付款或補償，不論是該土地或在該土地上已建的任何建築物的價值或購買人在籌備、平整或開發該地段或其他的任何付款或補償。"
- 批地文件一般條件第16條規定：

"(a) 如果已履行與遵守本協議的條件使工務司和總登記官(地政官)滿意，經總登記官(地政官)批准他的業權，購買人有權租用該地段在本文件序言列明的年期及享有其列明續租的選擇權。

(b) 當工務司和總登記官(地政官)需求時，購買人須訂立該地段的一份租契，並支付訂明費用。總登記官(地政官)會在該等條件上加以確認或在土地登記所註明該地段或其中任何部分的圖則已備存在土地登記所。該地段的租契訂立後才能進一步處理該地段或其中任何部分，其註冊方為有效。如果在該地段上興建超過一座大廈，購買人可能需要為每座獨立大廈制訂單獨一份租契，並為需要制訂的每份新增租契繳付訂明費用。

(c) 發出租契前，該地段的租用須基於及受制於一般條件和特別條件和在發出租契後須受制於目前政府按經修訂、修

改或延伸的一般條件和特別條件對同類地段發出的租契載有的一切豁免權、保留權、契諾、條文及條件。"
- 批地文件特別條件第(1)條規定：

"購買人不能：  
(a) 轉讓、分租或放棄管有或以其他方式處理該地段或其中任何部分或其中任何權益或訂立上述行動的協議；或  
(b) 按揭或抵押該地段或其中任何部分或其中任何權益，除了開發該地段之目的並只能採用總登記官(地政官)批准或要求的格式和條件通過建築按揭進行，

除非他在一切方面遵守與履行本一般條件及特別條件，使工務司和總登記官(地政官)滿意。該地段或其中任何部分的每次轉讓、按揭、抵押、分租或其他讓與須在土地登記所註冊。"
- 批地文件特別條件第(2)條規定：

"該地段只能用作私人住宅用途。"
- 批地文件特別條件第(3)條規定：

"購買人須在本協議之日起的9個月內自費塑造本條件附錄的圖則上劃線並用紅色、紅色加黑斜線及綠色顯示的範圍，使工務司滿意。"
- 批地文件特別條件第(4)條規定：

"塑造該圖則上用綠色顯示的範圍後才能在該地段上開展建築工程和完成塑造後須由政府持有。倘若未能在指定的時期內完成上述塑造，政府可進行該工程，費用由購買人承擔。購買人須在要求時支付一筆相等於該費用的款項給政府。"
- 批地文件特別條件第(5)條規定：

"如果塑造、平整或開發該地段或其中任何部分需要分割、移除或移後任何毗鄰或毗連的山坡或河堤或需任何堆積或堆填，購買人須興建或出資興建當時或今後必要的護土牆或其他承托物，以便保護與承托該山坡、河堤及該地段本身，並減少及防止在其後發生任何塌方、山泥傾瀉或地陷並在一切時候保持該等護土牆或其他承托物處於修繕妥當的保養及狀態。倘若購買人因未能執行本條件而造成毗鄰山坡、河堤或該地段本身在任何時候發生任何山泥傾瀉、地陷或塌方，購買人須自費修復和彌補並對此產生的所有費用、收費、損害、要求及各種索償彌償政府。如果工務司認為購買人在任何時候未能履行本條款，則除了本條件對違反任何條件規定的其他權利或濟助外，司長有權發出書面通知，要求購買人進行上述建築及/或保養或修復及彌補任何塌方、山泥傾瀉或地陷。如果購買人不理會或未能在指定的時間內執行該通知，司長可立即進行上述工程，購買人須在要求時歸還有關費用給政府。"
- 批地文件特別條件第(6)條規定：

"倘若從該地盤或受開發該地段影響的其他地區腐蝕或沖洗任何棄土或瓦礫到公共小巷或道路或路渠、污水渠、雨水排水渠或明渠或其他政府物業，購買人須對此負責並在要求時支付政府清理該等棄土或瓦礫或修復其對該等公共小巷或道路或路渠、污水渠、雨水排水渠或明渠或其他政府物業造成的損害之費用。購買人須對上述腐蝕或沖洗造成私人物業的任何損壞或滋擾導致的一切訴訟、索償及要求彌償政府。"
- 批地文件特別條件第(7)條規定：

"購買人須在要求時向政府支付清除、改道及修復工務司認為必須清理、改道或修復該地段或毗鄰區域的任何排水渠、污水渠、明渠、水道、管道、電纜、電線、公用事業服務或任何其他工程或裝置的費用。"
- 批地文件特別條件第(8)條規定：

"在該地段上興建的任何建築物之設計、佈局及高度須經工務司批准。"
- 批地文件特別條件第(9)條規定：

"除本條件規定外，在開發或重建該地段或其中任何部分時，在該地段上已建或擬建的建築物的最大總樓面面積不能超過6,354平方米和任何該等建築物須在一切方面符合建築物條例、其下制訂的任何規例及任何修訂法例。在該地段上已建或擬建的建築物的最大地盤上蓋面積不能超過該地段面積的15%。"
- 批地文件特別條件第(10)條規定：

"該地段不能通過轉讓、分產契約或其他形式進行細分，而使在該地段上細分的部分上興建的任何建築物或該建築物的任何部分的地盤上蓋面積超過該細分部分的面積之15%。"



# Summary of Land Grant

## 批地文件的摘要

20. 批地文件特別條件第(11)條規定：  
"本條件附錄的圖則上用紅色加黑斜線顯示的範圍內不得建築任何結構物。"
21. 批地文件特別條件第(12)條規定：  
(a) 必須按該地段上已建或擬建的建築物內每個住宅單位不少於2輛車之比例在該地段內提供停車位或停車場，供停泊車輛，使工務司滿意。上述停車位和停車場只能用作在該地段上已建或擬建的建築物的住戶停泊他們的私家車之用途。  
(b) 不能將：  
(i) 直接在建築物下面的地面或上面的停車場；  
(ii) 地面以下的停車場，包括在本條件附錄的圖則上用紅色加黑斜線顯示的範圍內興建的停車場；及  
(iii) 沒有實際連接在該地段已建或擬建的任何建築物的單層停車場，  
列入計算本特別條件第(9)條規定的最大總樓面面積和地盤上蓋面積。  
(c) 停車場不能以基座平台形式興建。  
(d) 必須按本特別條件第(12)(a)條提交顯示在該地段內提供停車位或停車場的平面圖給建築事務監督批准。購買人須以備忘錄形式在土地登記所註冊經認可人士(按建築物條例界定)核實該圖則的副本。在註冊之前，不能對該地段或該地段上已建或擬建的建築物或其中任何部分進行交易。上述經批准圖則上顯示的停車位或停車場不能用作本特別條件第(12)(a)條列明的用途之外的任何用途。購買人須按該經批准圖則保養停車位或停車場，未經工務司的預先書面同意，不能更改該平面圖。"
22. 批地文件特別條件第(13)條規定：  
"購買人須採用經批准的材料自費塑造在本條件附錄的圖則上用綠色顯示的公共道路部分，以便在該部分安排建築時的交通，並在其後保養該部分直至按本條件完成開發該地段，使工務司滿意。"
23. 批地文件特別條件第(14)條規定：  
"購買人須在要求時向政府支付工務司證明為修復購買人、他的承建商、分包商或他的或他們的工人或車輛或該地段的任何棄土對毗鄰公共道路造成的任何損壞之費用。"
24. 批地文件特別條件第(15)條規定：  
"必須按工務司批准的方式將該地段的一切暴雨或雨水引進最接近的溪流、河道、集水池、渠道或雨水排水渠。"
25. 批地文件特別條件第(16)條規定：  
"未經工務司的預先書面同意，不得在公共道路或行人路的邊界內棄置或儲存任何物料或進行任何工程。"
26. 批地文件特別條件第(17)條規定：  
"購買人須自費興建與保養工務司認為攔截及引導掉落在該地段或從山坡流下的暴雨或雨水必要的排水渠或渠道。購買人須對上述暴雨或雨水造成的任何損壞或滋擾所導致的一切訴訟、索償及要求彌償政府及其官員並在租約期間負責保養與維修該地段的邊界內或政府土地的該等排水渠及渠道。"
27. 批地文件特別條件第(18)條規定：  
"購買人、他的傭工或代理人對該地段之內或毗鄰的任何明渠、污水渠、雨水排水渠、總水喉或其他政府物業造成任何損壞或阻塞將由政府修復，費用由購買人承擔，購買人須在要求時支付有關款項給政府。"
28. 批地文件特別條件第(19)條規定：  
"購買人須在要求時向政府支付連接該地段的任何排水渠和污水渠至政府的雨水渠和污水渠(如已建)的費用。上述工程須由工務司進行，他毋須就此向購買人承擔任何責任。"
29. 批地文件特別條件第(20)條規定：  
"未經取得工務司發出該排水渠、水道或明渠的必要改道已經完成的書面通知，購買人不能干涉任何在該地段之內或毗鄰地段現有的排水渠、水道或明渠。上述必要的改道須由司長進行，該地段的購買人須在要求時就該等工程向政府支付\$25,000。"
30. 批地文件特別條件第(21)條規定：  
"擬在該地段之內或毗鄰地段的任何污水渠、雨水排水渠或明渠附近或毗鄰興建的任何地基須符合工務司的要求。"
31. 批地文件特別條件第(22)條規定：  
"從政府總水喉供應過濾水須按正常的條件提供並須符合水務設施條例或其任何修訂或代替條例之規定。"
32. 批地文件特別條件第(23)條規定：  
"鑑於香港的供水有限，不能保證持續不斷供水。水務監督有權按水務設施條例(第102章)限制供水時間，可能定時供水或在他認為供應不足時完全或部分停止供水。"
33. 批地文件特別條件第(24)條規定：  
"未經水務監督的書面同意，不得從政府的總水喉取水用作該地段的沖廁用途。不能使用食水作該等用途，除非其他供應不切實際並在設計安裝管道之前向水務監督提出有關證明並獲其接受。總水喉的鹹水供應或會被提供。購買人不能安裝管道，除非安裝管道建議已獲水務監督的書面批准。倘若井水或明渠的供水證實不足，海水不適合使用安裝的管道不能作為正當使用總水喉的食水作沖廁用途之理由。"
34. 批地文件特別條件第(25)條規定：  
"購買人無權在本條件附錄並標明「圖則A」的圖則上顯示X與Y點之間通過Z通行車輛出入該地段。"
35. 批地文件特別條件第(26)條規定：  
(a) 可以在該地段內提供看守人或管理員的辦公場地，但是：  
(i) 該場地工務司看來是該地段上已建或擬建的建築物的安全、保安及良好管理所必要的；及  
(ii) 該場地不能用作該地段聘用的看守人或管理員的辦公場地以外的任何用途。  
上述場地如果其總樓面面積不超過該地段已建或擬建每50個住宅單位或其中部分5平方米或該地段上興建的每座住宅大廈5平方米，以較大場地為準，將不納入計算按本特別條件第(9)條規定的最大總樓面面積。  
(b) 可以在該地段已建或擬建的建築物內提供一個看守人或管理員宿舍但是：  
(i) 除了住宿場地外必須在該宿舍提供洗手間、洗滌及廚房服務；及  
(ii) 該等宿舍不能用作該地段聘用的看守人或管理員的宿舍以外的任何用途。  
上述宿舍如果其總樓面面積不超過25平方米將不納入計算按本特別條件第(9)條規定的最大總樓面面積。"
36. 批地文件特別條件第(27)條規定：  
"未經工務司的預先書面同意，不能干擾或移除在該地段或毗鄰地方種植的樹木，他可在授予同意時施加他認為合適再種植或美化環境的條件。"
37. 批地文件特別條件第(28)條規定：  
"在本條件中，(a)「總樓面面積」一詞指在任何建築物外牆(或若沒有外牆，則外周長)內按每樓層(包括地面以下的任何樓層)進行量度的面積，連同該建築物各個陽台的面積，按陽台的外型尺寸(包括其中各邊的厚度)及建築物外牆厚度測量。(b)「地盤上蓋面積」一詞指在該地段上已建或擬建的任何建築物或其中任何部分所遮蓋的該地段的面積。"

(a) Any facilities that are required under the land grant to be constructed and provided for the Government, or for public use

Not Applicable

(b) Any facilities that are required under the land grant to be managed, operated or maintained for public use at the expense of the owners of the residential properties in the Development

Not Applicable

(c) Any open space that is required under the land grant to be managed, operated or maintained for public use at the expense of the owners of the residential properties in the Development

Not Applicable

(d) Any part of the land (on which the Development is situated) that is dedicated to the public for the purposes of regulation 22(1) of the Building (Planning) Regulations (Cap 123 sub. leg.F)

Not Applicable

(a) 根據批地文件規定須興建並提供予政府或供公眾使用的任何設施

不適用

(b) 根據批地文件規定須由發展項目中的住宅物業的擁有人出資管理、營運或維持以供公眾使用的任何設施

不適用

(c) 根據批地文件規定須由該項目中的住宅物業的擁有人出資管理、營運或維持以供公眾使用的任何休憩用地

不適用

(d) 該項目所位於的土地中為施行《建築物(規劃)規例》(第123章，附屬法例F)第22(1)條而撥供公眾用途的任何部分

不適用

## Warning to Purchasers

## 對買方的警告

1. The purchaser is hereby recommended to instruct a separate firm of solicitors (other than that acting for the owner) to act for the purchaser in relation to the transaction.

2. If the purchaser instructs such separate firm of solicitors to act for the purchaser in relation to the transaction, that firm will be able to give independent advice to the purchaser.

3. If the purchaser instructs the firm of solicitors acting for the owner to act for the purchaser as well, and a conflict of interest arises between the owner and the purchaser:-

(i) that firm may not be able to protect the purchaser's interests; and

(ii) the purchaser may have to instruct a separate firm of solicitors; and

(iii) in the case of paragraph (ii), the total solicitors' fees payable by the purchaser may be higher than the fees that would have been payable if the purchaser had instructed a separate firm of solicitors in the first place.

1. 特此建議買方聘用一間獨立的律師事務所（代表擁有人行事者除外），以在交易中代表買方行事。

2. 如買方聘用上述的獨立的律師事務所，以在交易中代表買方行事，該律師事務所將會能夠向買方提供獨立意見。

3. 如買方聘用代表擁有人行事的律師事務所同時代表買方行事，而擁有人與買方之間出現利益衝突：-

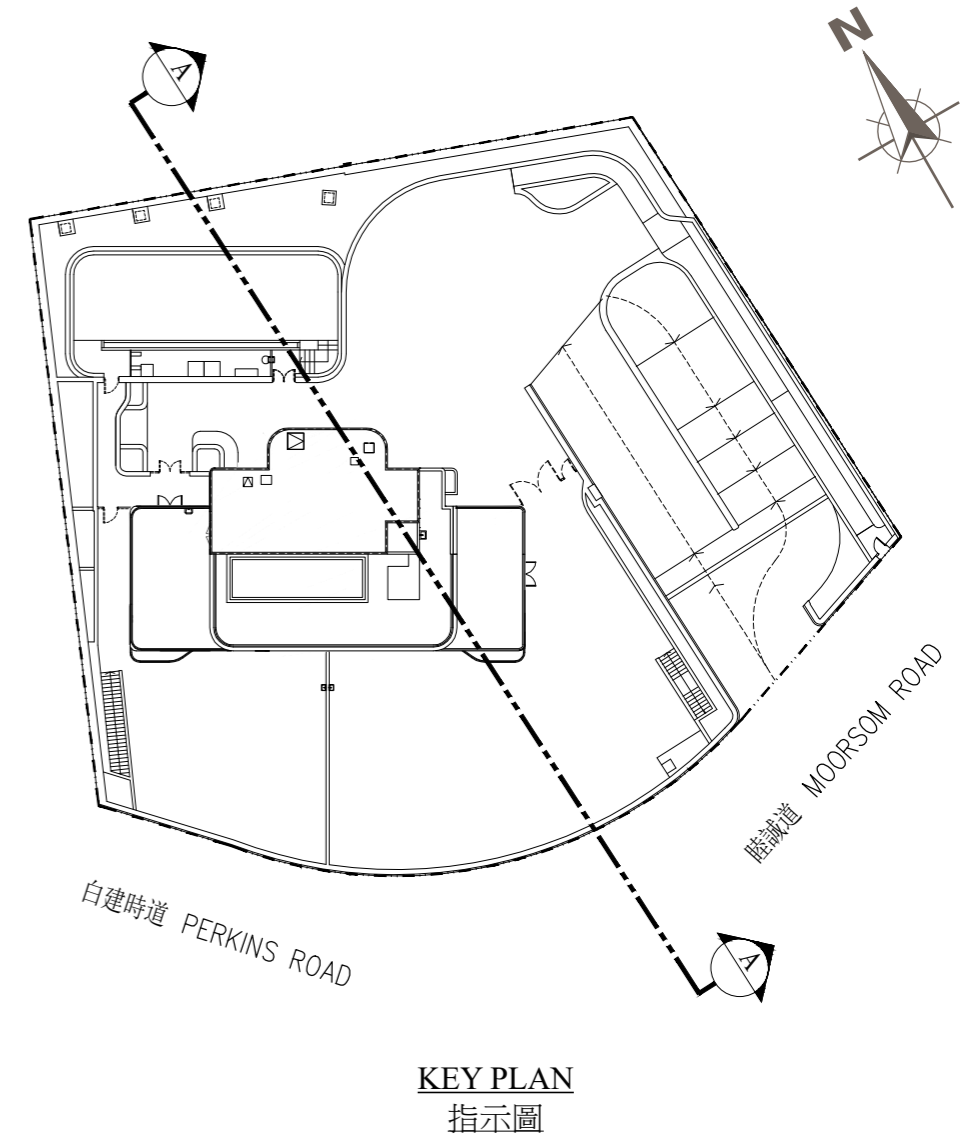
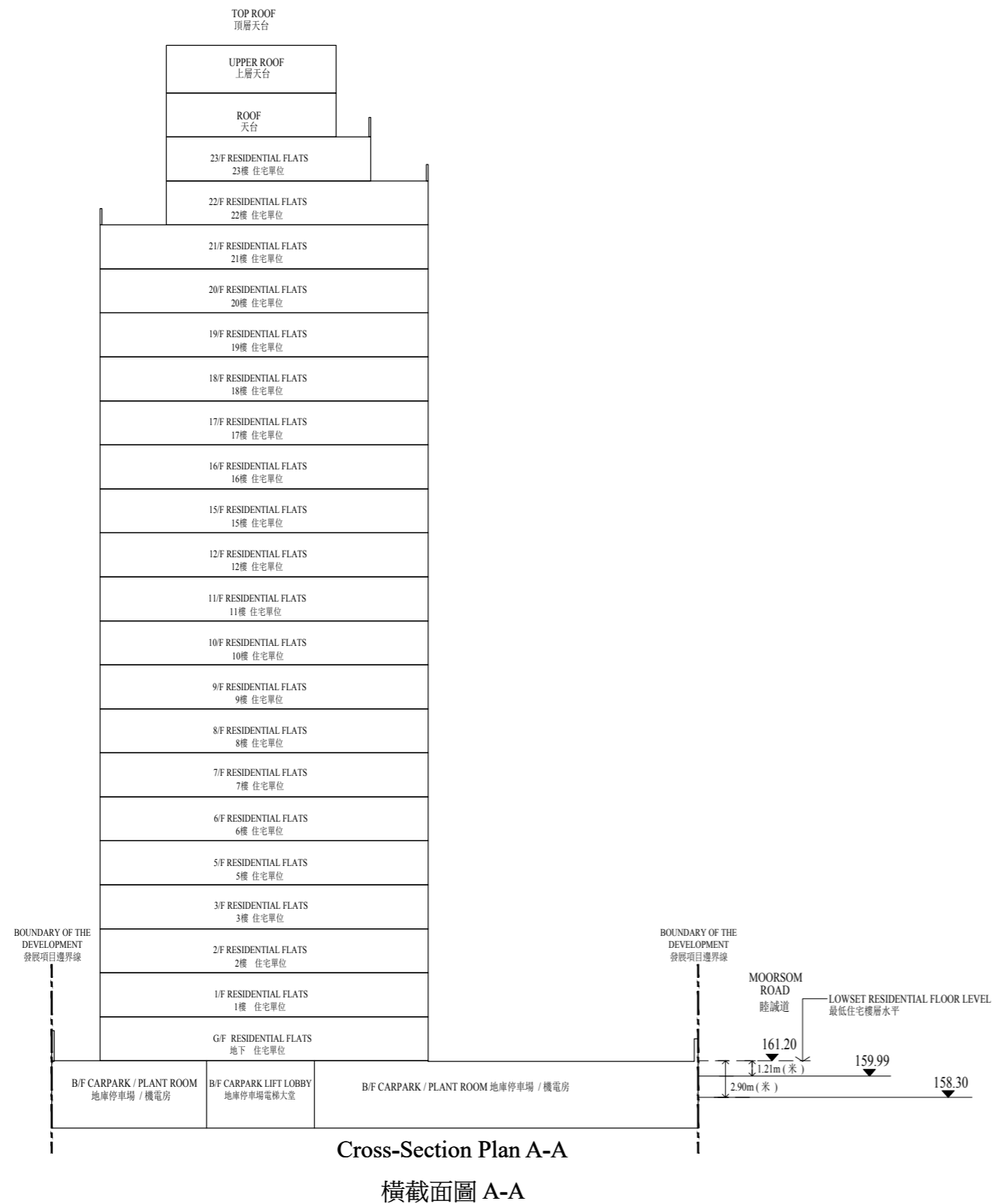
(i) 該律師事務所可能不能夠保障買方的利益；及

(ii) 買方可能要聘用一間獨立的律師事務所；及

(iii) 如屬(ii)段的情況，買方須支付的律師費用總數，可能高於如買方自一開始即聘用一間獨立的律師事務所便須支付的費用。

# Cross-Section Plan of Building in the Development

## 發展項目中的建築物的橫截面圖



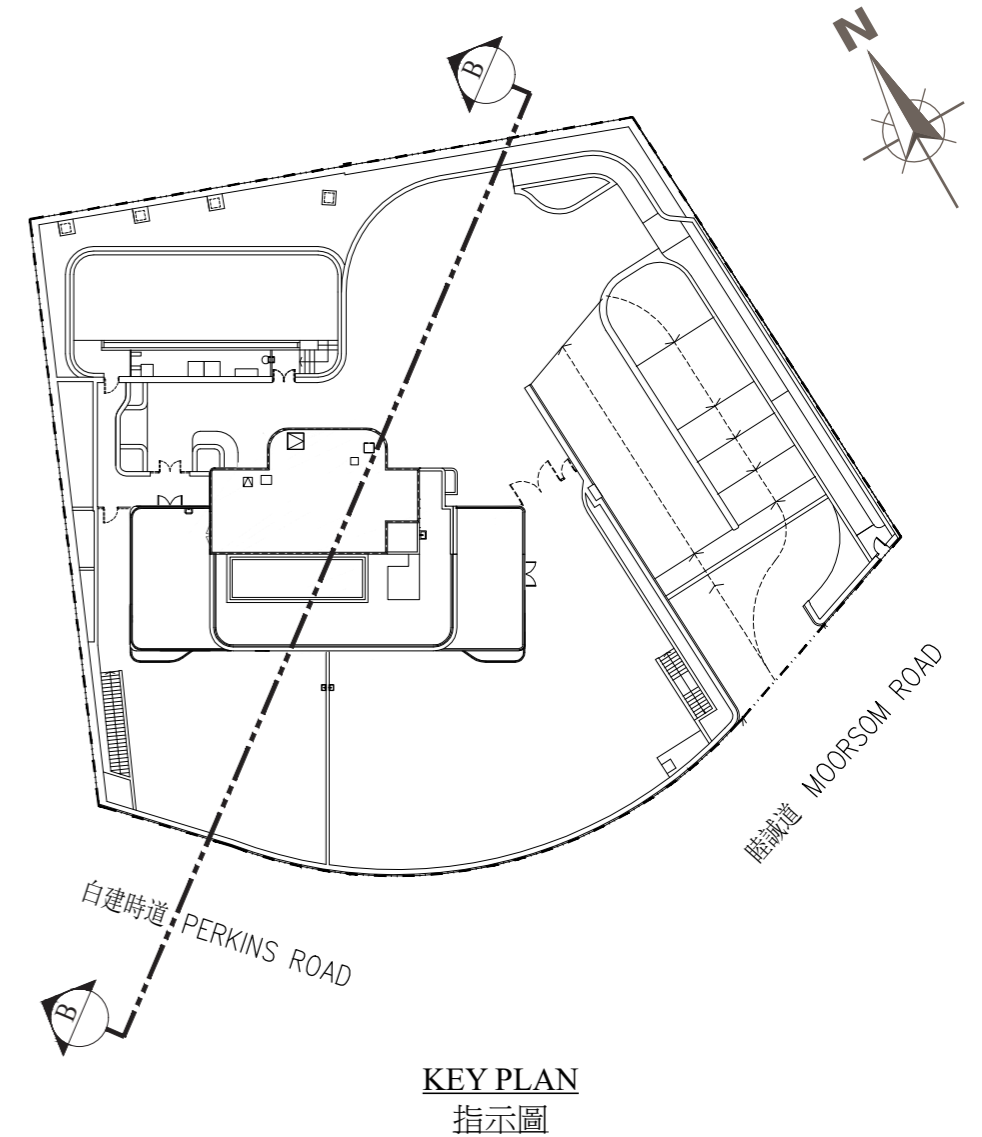
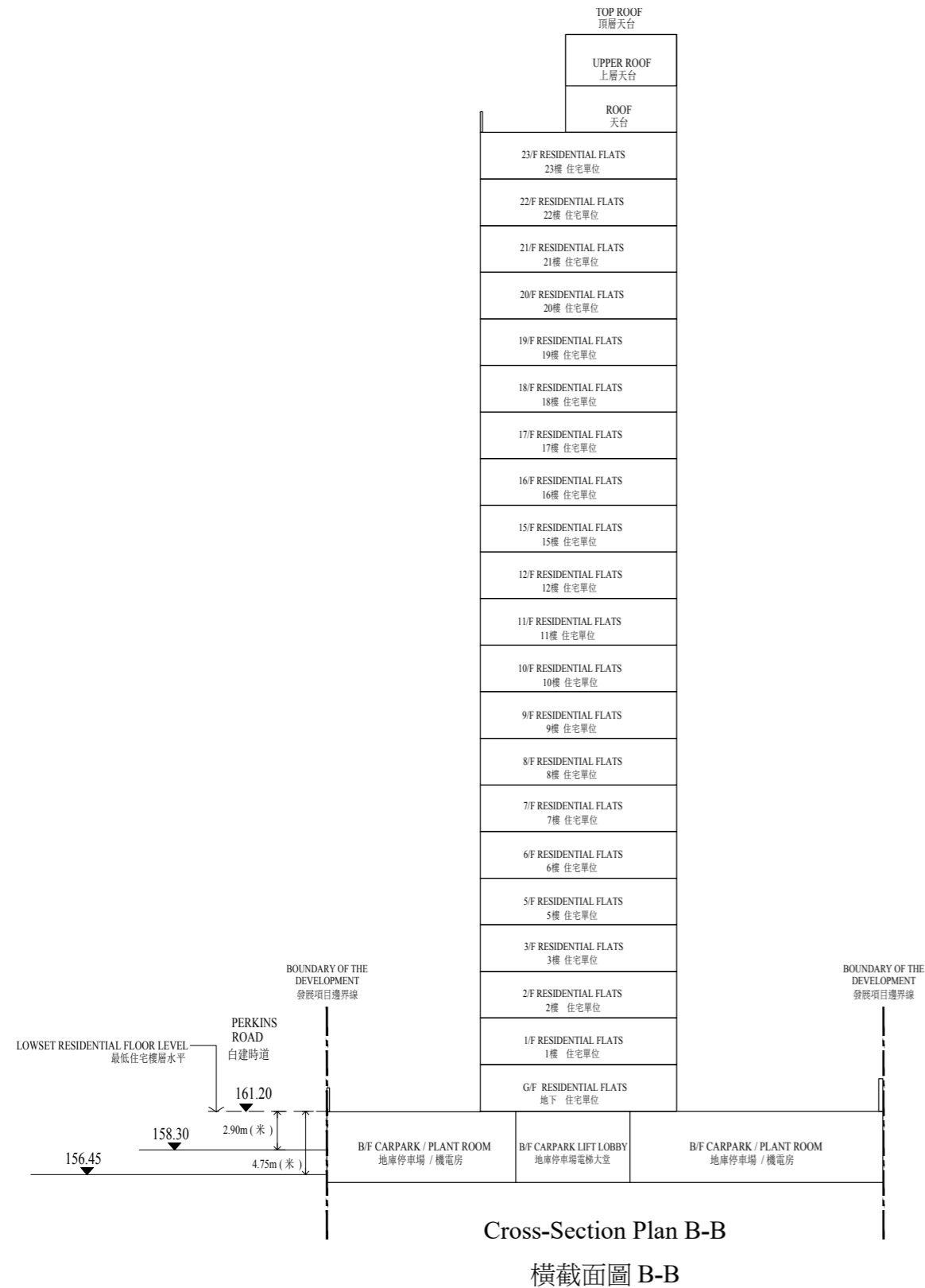
**Notes:**

1. The part of Moorsom Road adjacent to the building is from 158.30 metres to 159.99 metres above the Hong Kong Principal Datum.
2. (▼) denotes height (in metres) above the Hong Kong Principal Datum.
3. 4. Dotted line (----) denotes the level of the lowest residential floor of the building in the phase.

**備註:**

1. 毗連建築物的一段睦誠道為香港主水平基準以上158.30米至159.99米。
2. (▼) 代表香港主水平基準以上的高度(米)。
3. 虛線(----)代表期數中的建築物的最低住宅樓層水平。





Notes:


1. The part of Perkins Road adjacent to the building is from 156.45 metres to 158.30 metres above the Hong Kong Principal Datum.
2. (▼) denotes height (in metres) above the Hong Kong Principal Datum.
3. 4. Dotted line (----) denotes the level of the lowest residential floor of the building in the phase.

備註:

1. 毗連建築物的一段白建時道路為香港主水平基準以上156.45米至158.30米。
2. (▼) 代表香港主水平基準以上的高度(米)。
3. 虛線(----)代表期數中的建築物的最低住宅樓層水平。

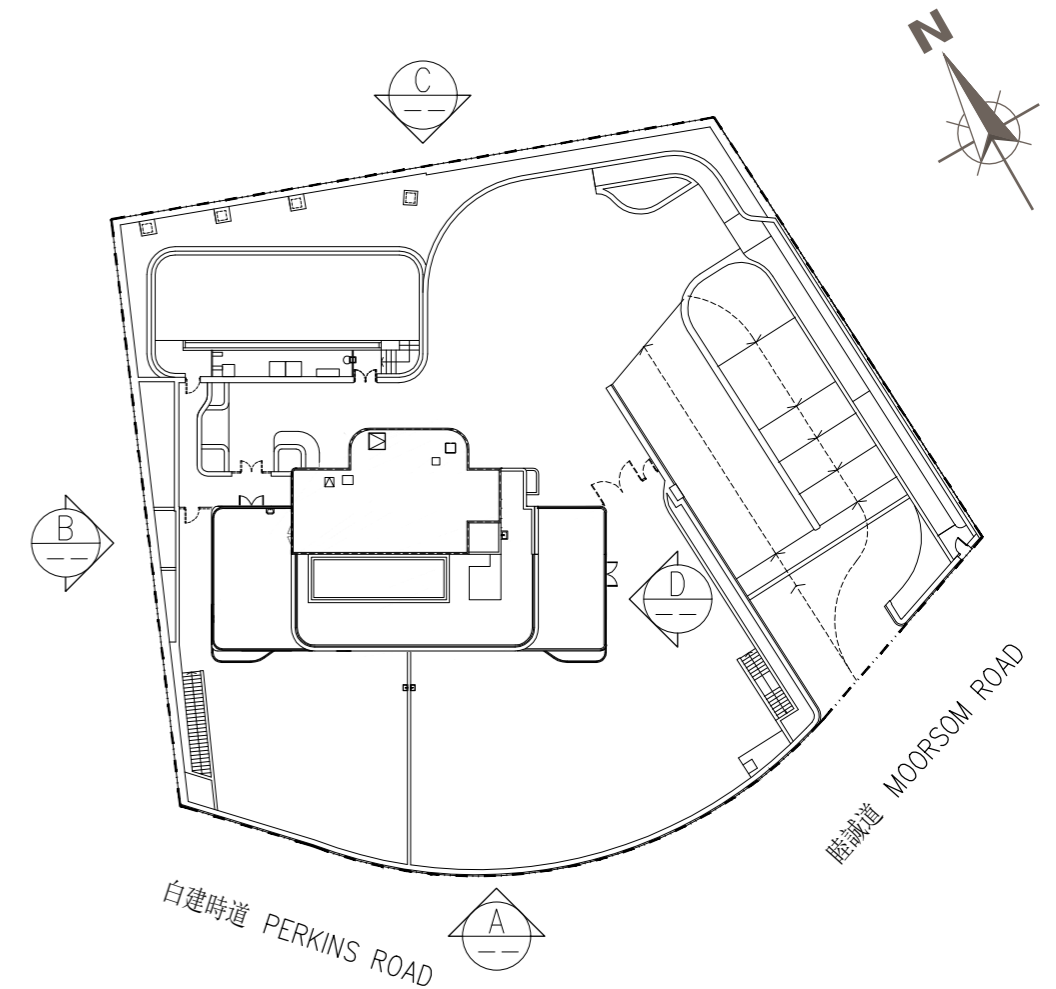
# Elevation Plan For The Development

## 發展項目中的立面圖



Elevation Plan A

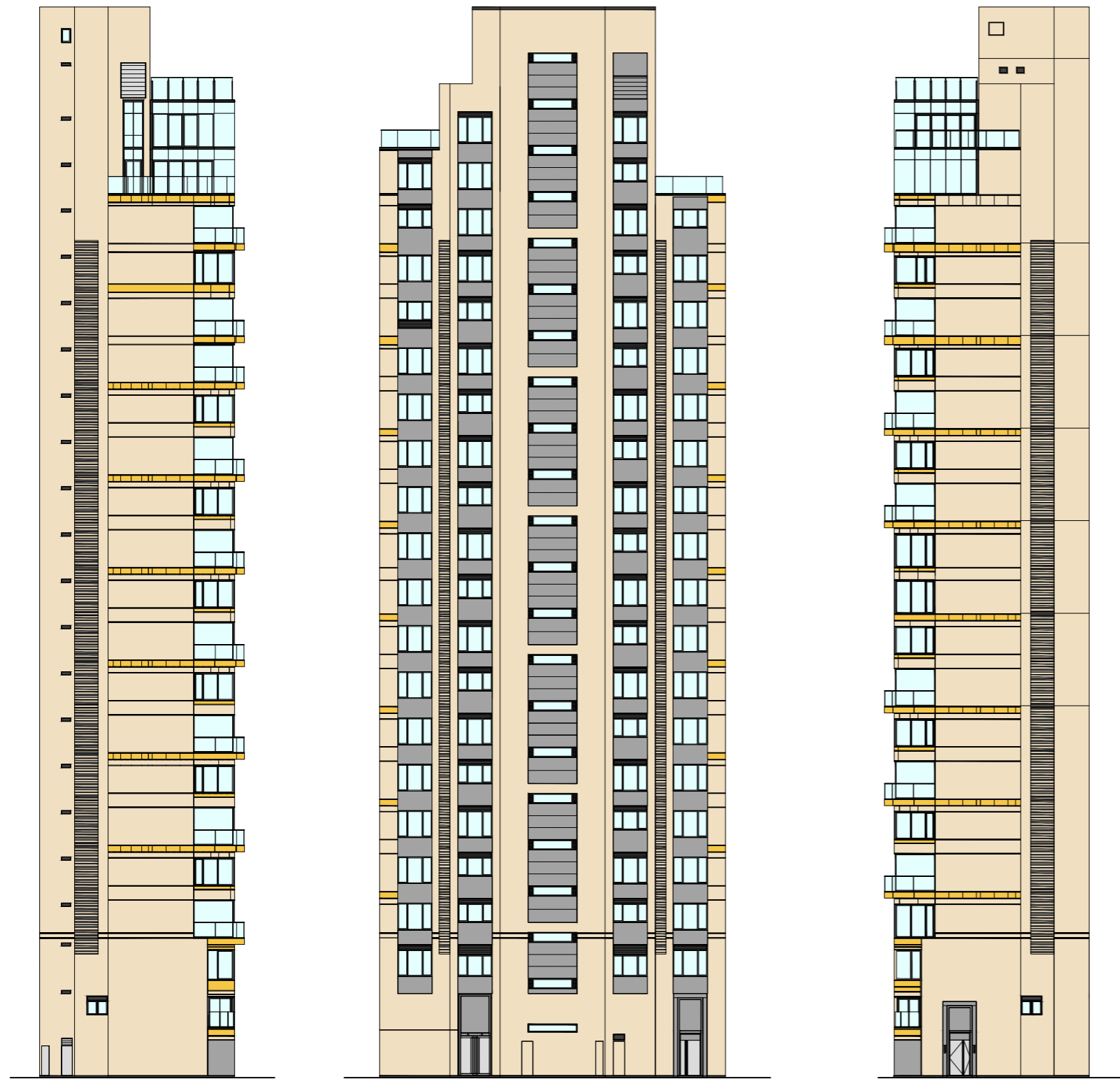
立面圖 A



KEY PLAN  
指示圖

Authorized Person for the Development certified that the elevations shown on the plan:-  
(1) are prepared on the basis of the approved building plans for the Development as at 10 April 2018; and  
(2) are in general accordance with the outward appearance of the Development.

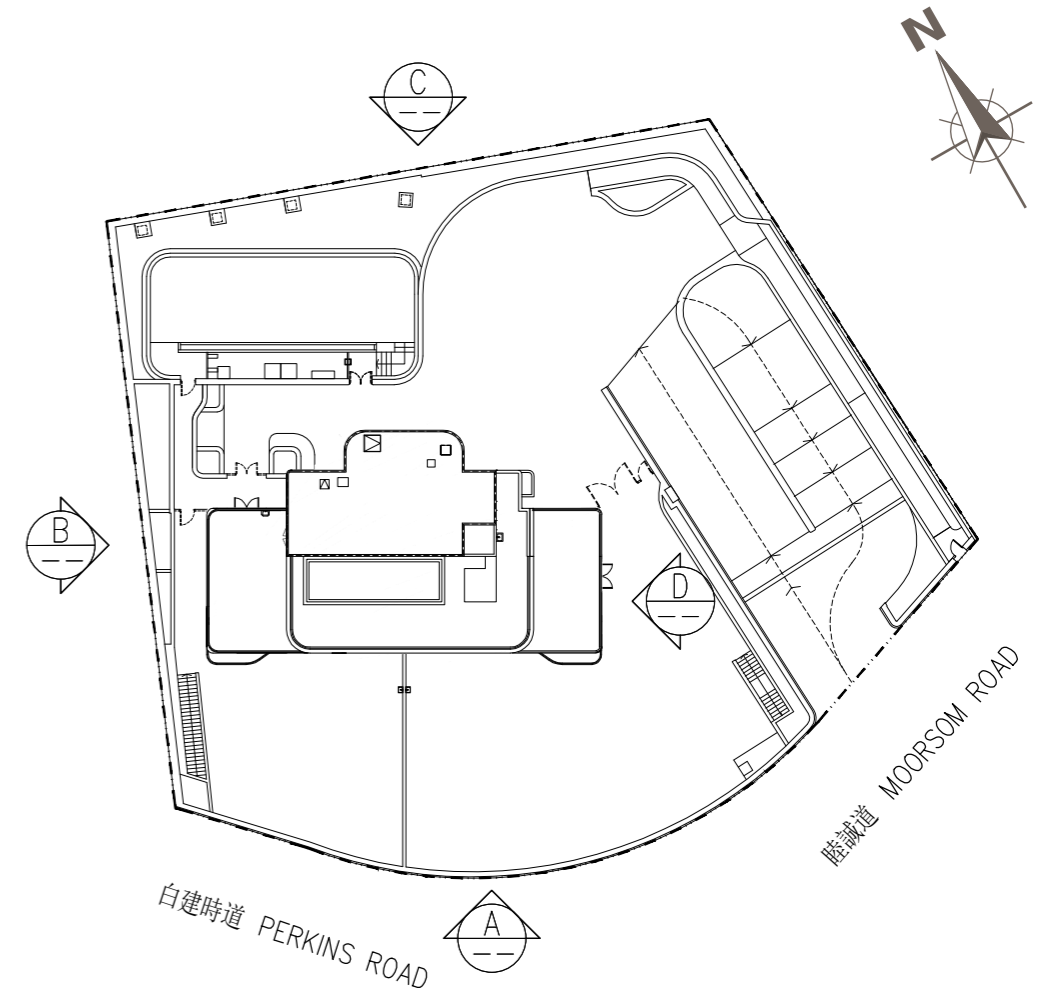
發展項目的認可人士證明本圖顯示的立面:  
(1) 以2018年4月10日的情況為準的發展項目的經批准的建築圖則為基礎擬備; 及  
(2) 大致上與發展項目的外觀一致。



Elevation Plan B  
立面圖 B

Elevation Plan C  
立面圖 C

Elevation Plan D  
立面圖 D



KEY PLAN  
指示圖

Authorized Person for the Development certified that the elevations shown on the plan:-  
(1) are prepared on the basis of the approved building plans for the Development as at 10 April 2018; and  
(2) are in general accordance with the outward appearance of the Development.

發展項目的認可人士證明本圖顯示的立面:  
(1) 以2018年4月10日的情況為準的發展項目的經批准的建築圖則為基礎擬備; 及  
(2) 大致上與發展項目的外觀一致。

## Information on Common Facilities in the Development

### 發展項目中的公用設施的資料

		Covered 有蓋	Uncovered 露天	Total Area 總面積
Residents' Clubhouse (including any recreational facilities for residents' use) 住客會所(包括供住客使用的任何康樂設施)	sq. ft. 平方呎	Not Applicable 不適用	Not Applicable 不適用	Not Applicable 不適用
	sq. m. 平方米	Not Applicable 不適用	Not Applicable 不適用	Not Applicable 不適用
Communal garden or play area for residents' use on the roof, or on any floor between the roof and the lowest residential floor, of a building in the Development (whether known as a communal sky garden or otherwise) 位於發展項目中的建築物的天台或在天台和最低一層住宅樓層之間的任何一層的、供住客使用的公用花園或遊樂場(不論是稱為公用空中花園或有其他名稱)	sq. ft. 平方呎	Not Applicable 不適用	4668	4668
	sq. m. 平方米	Not Applicable 不適用	433.622	433.622
Communal garden or play area for residents' use below the lowest residential floor of a building in the Development (whether known as a covered and landscaped play area or otherwise) 位於發展項目中的建築物的最低一層住宅樓層以下的、供住客使用的公用花園或遊樂地方(不論是稱為有蓋及園景的遊樂場或有其他名稱)	sq. ft. 平方呎	Not Applicable 不適用	Not Applicable 不適用	Not Applicable 不適用
	sq. m. 平方米	Not Applicable 不適用	Not Applicable 不適用	Not Applicable 不適用

**Note :**

Areas in square metres as specified in the above are based on the latest approved building plans. Areas in square feet are converted at a rate of 1 square metre to 10.764 square feet and rounded off to the nearest integer.

**備註：**

上述所列以平方米顯示之面積乃依據最新的經批准建築圖則。以平方呎顯示之面積均依據1平方米 = 10.764平方呎換算, 並以四捨五入至整數。



1. A copy of Outline Zoning Plan relating to the Development is available at [www.ozp.tpb.gov.hk](http://www.ozp.tpb.gov.hk).
2. A copy of the latest draft of every deed of mutual covenant in respect of the residential property as the date on which the residential property is offered to be sold is available for inspection free of charge at the place at which the residential property is offered to be sold.
3. The inspection is free of charge.

1. 本發展項目的分區計劃大綱圖的文本，可供閱覽的互聯網網址為[www.ozp.tpb.gov.hk](http://www.ozp.tpb.gov.hk)。
2. 關於住宅物業的每一公契在將住宅物業提供出售的日期的最新擬稿文本存放在住宅物業的售樓處，以供閱覽。
3. 無須為閱覽付費。

## Fittings, Finishes and Appliances 裝置、裝修物料及設備

### 1. Exterior Finishes 外部裝修物料

Item	細項	Description	描述
(a) External wall	(a) 外牆	External wall is finished with curtain wall, natural stone, natural stone cladding, metal cladding and metal grille.	外牆鋪砌玻璃幕牆、天然石材、天然石材蓋板、金屬蓋板及金屬格柵。
(b) Window	(b) 窗	Window frames are finished with aluminum with powder coating and fitted with insulated, glazed, tempered and heat strengthened clear glass.	窗框為鋁製配以粉末噴塗，並配備隔熱、打光、強化並經熱硬化處理的透明玻璃。
(c) Bay window	(c) 窗台	Not Applicable.	不適用。
(d) Planter	(d) 花槽	Planter is finished with natural stone, ceramic tiles and metal cladding.	花槽鋪砌天然石材、瓷磚及金屬蓋板。
(e) Verandah or balcony	(e) 陽台或露台	Balcony is uncovered and fitted with tempered glass balustrade. No wall is adjoining to the balcony. Floor is finished with natural stone (for Flat A (Superior Duplex) on 3/F & 5/F, Flat A & B (Duplex) on 9/F to 11/F, Flat A (Master Duplex) on 19/F & 20/F and balcony adjacent to living room of Flat A (Penthouse) on 21/F to 23/F). Floor is finished with timber (for Flat A & B (Duplex) on 5/F to 8/F and Flat B (Superior Duplex) on 11/F & 12/F and balcony adjacent to suite 1 of Flat A (Penhouse) on 21/F to 23/F). Floor is without finishes (only in Flat A (Simplex) on 15/F to 18/F). Ceiling is finished with aluminium panel ceiling. There is no verandah.	露台無蓋，並配備強化玻璃欄杆。 露台不設牆身。 地面鋪砌天然石材(設於3樓及5樓單位A(Superior Duplex)、9樓至11樓單位A及B(Duplex)、19樓及20樓單位A(Master Duplex)及21樓至23樓單位A(Penthouse)鄰近客廳露台。 地面鋪砌木材(設於5樓至8樓單位A及B(Duplex)及11樓及12樓單位B(Superior Duplex)及21樓至23樓單位A(Penthouse)鄰近套房1露台。 地面為無裝飾面(只設於15樓至18樓單位A(Simplex))。 天花板裝置鋁板天花。 不設陽台。
(f) Drying facilities for clothing	(f) 乾衣設施	Not Applicable.	不適用。

## Fittings, Finishes and Appliances

### 裝置、裝修物料及設備

#### 2. Interior Finishes 室內裝修物料

Flat A (Triplex) on B/F, G/F, 1/F & 2/F 地庫、地下、1樓及2樓之單位A (Triplex)

Item	細項	Description	描述
(a) Lobby	(a) 大堂	<p>Carpark Lift Lobby: Wall is finished with wood panel, metal and special paint. Floor is finished with natural stone. Ceiling is finished with gypsum board and timber board false ceiling in emulsion paint.</p> <p>Lift Lobby (B/F)(Flat A): Wall is finished with emulsion paint. Floor is finished with natural stone. Ceiling is finished with gypsum board and timber board false ceiling in emulsion paint and metal.</p> <p>Fireman's Lift Lobby (G/F): Wall is finished with natural stone, wood panel and metal. Floor is finished with natural stone and metal. Ceiling is finished with gypsum board and timber board false ceiling in emulsion paint.</p> <p>Fireman's Lift Lobby (except G/F and 23/F): Wall is finished with emulsion paint. Floor is finished with tiles. Ceiling is finished with gypsum board and timber board and timber board false ceiling in emulsion paint.</p> <p>Fireman's Lift Lobby (23/F): Wall is finished with wallpaper. Floor is finished with timber. Ceiling is finished with gypsum board and timber board false ceiling in emulsion paint.</p> <p>Service Lift Lobby: Wall is finished with emulsion paint. Floor is finished with tiles. Ceiling is finished with emulsion paint.</p>	<p>停車場升降機大堂: 牆身鋪砌木飾面、金屬及特色油漆。地台鋪砌天然石材。天花板為石膏板及木板假天花髹乳膠漆。</p> <p>升降機大堂(地庫)(單位A): 牆身髹乳膠漆。地台鋪砌天然石材。天花板為石膏板及木板假天花髹乳膠漆配金屬。</p> <p>消防員升降機大堂(地下): 牆身鋪砌天然石材、木飾面及金屬。地台鋪砌天然石材及金屬。天花板為石膏板及木板假天花髹乳膠漆。</p> <p>消防員升降機大堂(地下及23樓除外): 牆身髹乳膠漆。地台鋪砌磚。天花板為石膏板及木板假天花髹乳膠漆。</p> <p>消防員升降機大堂(23樓): 牆身鋪砌牆紙。地台鋪砌木材。天花板為石膏板及木板假天花髹乳膠漆。</p> <p>服務升降機大堂: 牆身髹乳膠漆。地台鋪砌磚。天花板髹乳膠漆。</p>
(b) Internal Wall and Ceiling	(b) 內牆及天花板	<p>Internal walls of Living Rooms, Dining Rooms, Suite 1, Suite 2 and Master Bedroom are finished with emulsion paint where exposed. Wall finishes run up to false ceiling.</p> <p>Ceiling of Living Rooms and Dining Rooms is finished with gypsum board and timber board false ceiling with emulsion paint and metal.</p> <p>Ceiling of Suite 1, Suite 2 and Master Bedroom is finished with gypsum board and timber board false ceiling with emulsion paint.</p>	<p>客廳、飯廳、套房1、套房2及主人睡房內牆外露位置髹乳膠漆。牆身裝飾鋪砌至假天花。</p> <p>客廳及飯廳天花板為石膏板及木板假天花髹乳膠漆配金屬。</p> <p>套房1、套房2及主人睡房天花板為石膏板及木板假天花髹乳膠漆。</p>
(c) Internal Floor	(c) 內部地板	<p>Living Room and Dining Room (G/F) - timber and natural stone to exposed surfaces for flooring with timber skirting.</p> <p>Living Room and Dining Room (1/F) - timber to exposed surfaces for flooring and skirting.</p> <p>Suite 1, Suite 2 and Master Bedroom - timber to exposed surfaces for flooring and skirting.</p>	<p>客廳及飯廳(地下) - 外露地台鋪砌木材、天然石材及木牆腳線。</p> <p>客廳及飯廳(1樓) - 外露地台及牆腳線鋪砌木材。</p> <p>套房1、套房2及主人睡房 - 外露地台及牆腳線鋪砌木材。</p>
(d) Bathroom	(d) 浴室	<p>Natural stone for wall finishes.</p> <p>Natural stone to exposed surfaces for flooring.</p> <p>Gypsum board false ceiling finished with emulsion paint.</p> <p>Wall finishes run up to false ceiling. No finishes to be provided above false ceiling.</p>	<p>牆身鋪砌天然石材。</p> <p>外露地台鋪砌天然石材。</p> <p>石膏板假天花髹乳膠漆。</p> <p>牆身裝飾鋪砌至假天花。假天花以上不設鋪砌。</p>
(e) Kitchen	(e) 廚房	<p>Natural stone for wall finishes.</p> <p>Natural stone to exposed surfaces for flooring.</p> <p>Gypsum board false ceiling finished with emulsion paint.</p> <p>Cooking bench finished with natural stone.</p> <p>Ceramic tiles for wall area behind cabinet.</p> <p>Wall finishes run up to false ceiling. No finishes to be provided above false ceiling.</p>	<p>牆身鋪砌天然石材。</p> <p>外露地台鋪砌天然石材。</p> <p>石膏板假天花髹乳膠漆。</p> <p>灶台鋪設天然石材。</p> <p>櫃背之牆身鋪砌瓷磚。</p> <p>牆身裝飾鋪砌至假天花。假天花以上不設鋪砌。</p>

## 2. Interior Finishes 室內裝修物料

Flat B (Triplex) on B/F, G/F, 1/F &amp; 2/F 地庫、地下、1樓及2樓之單位B (Triplex)

Item	細項	Description	描述
(a) Lobby	(a) 大堂	<p>Carpark Lift Lobby: Wall is finished with wood panel, metal and special paint. Floor is finished with natural stone. Ceiling is finished with gypsum board and timber board false ceiling in emulsion paint.</p> <p>Lift Lobby (B/F)(Flat B): Wall is finished with natural stone, wood panel, metal and leather. Floor is finished with natural stone. Ceiling is finished with gypsum board and timber board false ceiling in emulsion paint and metal.</p> <p>Fireman's Lift Lobby (G/F): Wall is finished with natural stone, wood panel and metal. Floor is finished with natural stone and metal. Ceiling is finished with gypsum board and timber board false ceiling in emulsion paint.</p> <p>Fireman's Lift Lobby (except G/F and 23/F): Wall is finished with emulsion paint. Floor is finished with tiles. Ceiling is finished with gypsum board and timber board false ceiling in emulsion paint.</p> <p>Fireman's Lift Lobby (23/F): Wall is finished with wallpaper. Floor is finished with timber. Ceiling is finished with gypsum board and timber board false ceiling in emulsion paint.</p> <p>Service Lift Lobby: Wall is finished with emulsion paint. Floor is finished with tiles. Ceiling is finished with emulsion paint.</p>	<p>停車場升降機大堂：牆身鋪砌木飾面、金屬及特色油漆。地台鋪砌天然石材。天花板為石膏板及木板假天花髹乳膠漆。</p> <p>升降機大堂(地庫)(單位B)：牆身鋪砌天然石材、木飾面、金屬及皮革。地台鋪砌天然石材。天花板為石膏板及木板假天花髹乳膠漆配金屬。</p> <p>消防員升降機大堂(地下)：牆身鋪砌天然石材、木飾面及金屬。地台鋪砌天然石材及金屬。天花板為石膏板及木板假天花髹乳膠漆。</p> <p>消防員升降機大堂(地下及23樓除外)：牆身髹乳膠漆。地台鋪砌磚。天花板為石膏板及木板假天花髹乳膠漆。</p> <p>消防員升降機大堂(23樓)：牆身鋪砌牆紙。地台鋪砌木材。天花板為石膏板及木板假天花髹乳膠漆。</p> <p>服務升降機大堂：牆身髹乳膠漆。地台鋪砌磚。天花板髹乳膠漆。</p>
(b) Internal Wall and Ceiling	(b) 內牆及天花板	<p>Living Room and Dining Room (G/F) internal wall - wood panel, metal, fabric, leather, mirror and wallpaper. Wall finishes run up to false ceiling.</p> <p>Living Room and Dining Room (1/F) internal wall - wood panel, metal, fabric, leather, mirror and wallpaper. Wall finishes run up to false ceiling.</p> <p>Suite 1 internal wall - leather, metal, fabric, mirror and lacquer. Wall finish run up to false ceiling.</p> <p>Suite 2 internal wall - metal, fabric, mirror and wallpaper. Wall finishes run up to false ceiling.</p> <p>Master Bedroom internal wall - wood panel, metal, fabric, leather, resin board and glass. Wall finishes run up to false ceiling.</p> <p>Living Room and Dining Room on G/F ceiling - gypsum board false ceiling finished with emulsion paint and mirror.</p> <p>Living Room and Dining Room on 1/F, Suite 1, Suite 2 and Master Bedroom ceiling - gypsum board false ceiling finished with emulsion paint.</p>	<p>客廳及飯廳(地下)內牆 - 木飾面、金屬、布料、皮革、鏡、及牆紙。牆身裝飾鋪砌至假天花。</p> <p>客廳及飯廳(1樓)內牆 - 木飾面、金屬、布料、皮革、鏡及牆紙。牆身裝飾鋪砌至假天花。</p> <p>套房1內牆 - 皮革、金屬、布料、鏡及焗漆飾面。牆身裝飾鋪砌至假天花。</p> <p>套房2內牆 - 金屬、鏡及牆紙。牆身裝飾鋪砌至假天花。</p> <p>主人睡房內牆 - 木飾面、金屬、布料、皮革、樹脂板及玻璃。牆身裝飾鋪砌至假天花。</p> <p>客廳及飯廳(地下)天花板 - 石膏板假天花髹乳膠漆配鏡。</p> <p>客廳及飯廳(1樓)、套房1、套房2及主人睡房天花板 - 石膏板假天花髹乳膠漆。</p>
(c) Internal Floor	(c) 內部地板	<p>Living Room and Dining Room (G/F) - natural stone to exposed surfaces for flooring with metal skirting.</p> <p>Living Room and Dining Room (1/F) - timber to exposed surfaces for flooring with metal skirting and timber skirting.</p> <p>Suite 1, Suite 2 and Master Bedroom - timber to exposed surfaces for flooring with metal skirting.</p>	<p>客廳及飯廳(地下) - 外露地台鋪砌天然石材及金屬牆腳線。</p> <p>客廳及飯廳(1樓) - 外露地台鋪砌木材及金屬牆腳線及木腳線。</p> <p>套房1、套房2及主人睡房 - 外露地台鋪砌木材及金屬牆腳線。</p>
(d) Bathroom	(d) 浴室	<p>Natural stone and metal for wall finishes.</p> <p>Natural stone to exposed surfaces for flooring.</p> <p>Gypsum board false ceiling finished with emulsion paint, metal and mirror (mirror only in Master Bathroom).</p> <p>Wall finishes run up to false ceiling. No finishes to be provided above false ceiling.</p>	<p>牆身鋪砌天然石材及金屬。</p> <p>外露地台鋪砌天然石材。</p> <p>石膏板假天花髹乳膠漆配金屬及鏡(鏡只設於主人浴室)。</p> <p>牆身裝飾鋪砌至假天花。假天花以上不設鋪砌。</p>
(e) Kitchen	(e) 廚房	<p>Natural stone for wall finishes.</p> <p>Natural stone to exposed surfaces for flooring.</p> <p>Gypsum board false ceiling finished with emulsion paint.</p> <p>Cooking bench finished with natural stone.</p> <p>Ceramic tiles for wall area behind cabinet.</p> <p>Wall finishes run up to false ceiling. No finishes to be provided above false ceiling.</p>	<p>牆身鋪砌天然石材。</p> <p>外露地台鋪砌天然石材。</p> <p>石膏板假天花髹乳膠漆。</p> <p>灶台鋪設天然石材。</p> <p>櫃背之牆身鋪砌瓷磚。</p> <p>牆身裝飾鋪砌至假天花。假天花以上不設鋪砌。</p>



## Fittings, Finishes and Appliances

### 裝置、裝修物料及設備

#### 2. Interior Finishes 室內裝修物料

Flat A (Superior Duplex) on 3/F & 5/F 3樓及5樓之單位A (Superior Duplex)

Item	細項	Description	描述
(a) Lobby	(a) 大堂	<p>Carpark Lift Lobby: Wall is finished with wood panel, metal and special paint. Floor is finished with natural stone. Ceiling is finished with gypsum board and timber board false ceiling in emulsion paint.</p> <p>Fireman's Lift Lobby (G/F): Wall is finished with natural stone, wood panel and metal. Floor is finished with natural stone and metal. Ceiling is finished with gypsum board and timber board false ceiling in emulsion paint.</p> <p>Fireman's Lift Lobby (except G/F and 23/F): Wall is finished with emulsion paint. Floor is finished with tiles. Ceiling is finished with gypsum board and timber board false ceiling in emulsion paint.</p> <p>Fireman's Lift Lobby (23/F): Wall is finished with wallpaper. Floor is finished with timber. Ceiling is finished with gypsum board and timber board false ceiling in emulsion paint.</p> <p>Service Lift Lobby: Wall is finished with emulsion paint. Floor is finished with tiles. Ceiling is finished with emulsion paint.</p>	<p>停車場升降機大堂：牆身鋪砌木飾面、金屬及特色油漆。地台鋪砌天然石材。天花板為石膏板及木板假天花髹乳膠漆。</p> <p>消防員升降機大堂(地下)：牆身鋪砌天然石材、木飾面及金屬。地台鋪砌天然石材及金屬。天花板為石膏板及木板假天花髹乳膠漆。</p> <p>消防員升降機大堂(地下及23樓除外)：牆身髹乳膠漆。地台鋪砌磚。天花板為石膏板及木板假天花髹乳膠漆。</p> <p>消防員升降機大堂(23樓)：牆身鋪砌牆紙。地台鋪砌木材。天花板為石膏板及木板假天花髹乳膠漆。</p> <p>服務升降機大堂：牆身髹乳膠漆。地台鋪砌磚。天花板髹乳膠漆。</p>
(b) Internal Wall and Ceiling	(b) 內牆及天花板	<p>Living Room and Dining Room internal wall - wood panel and special paint. Wall finishes run up to false ceiling.</p> <p>Suite 1 internal wall - wood panel, fabric and special paint. Wall finishes run up to false ceiling.</p> <p>Suite 2 internal wall - special paint. Wall finishes run up to false ceiling.</p> <p>Master Bedroom internal wall - wood panel, metal, mirror, fabric, leather, natural stone and special paint. Wall finishes run up to false ceiling.</p> <p>Living Room and Dining Room ceiling - gypsum board false ceiling finished with emulsion paint and wood panel.</p> <p>Suite 1 ceiling - gypsum board false ceiling finished with emulsion paint.</p> <p>Suite 2 ceiling - gypsum board false ceiling finished with special paint.</p> <p>Master Bedroom ceiling - gypsum board false ceiling finished with emulsion paint, metal and wood panel.</p>	<p>客廳及飯廳內牆 - 木飾面及特色油漆。牆身裝飾鋪砌至假天花。</p> <p>套房1內牆 - 木飾面、布料及特色油漆。牆身裝飾鋪砌至假天花。</p> <p>套房2內牆 - 特色油漆。牆身裝飾鋪砌至假天花。</p> <p>主人睡房內牆 - 木飾面、金屬、鏡、布料、皮革、天然石材及特色油漆。牆身裝飾鋪砌至假天花。</p> <p>客廳及飯廳天花板 - 石膏板假天花髹乳膠漆配木飾面。</p> <p>套房1天花板 - 石膏板假天花髹乳膠漆。</p> <p>套房2天花板 - 石膏板假天花髹乳膠漆特色油漆。</p> <p>主人睡房天花板 - 石膏板假天花髹乳膠漆配金屬及木飾面。</p>
(c) Internal Floor	(c) 內部地板	<p>Living Room and Dining Room - natural stone to exposed surfaces for flooring and skirting.</p> <p>Suite 1 and Master Bedroom - timber and natural stone to exposed surfaces for flooring and timber skirting.</p> <p>Suite 2 - timber to exposed surfaces for flooring and skirting.</p>	<p>客廳及飯廳 - 外露地台及牆腳線鋪砌天然石材。</p> <p>套房1及主人睡房 - 外露地台鋪砌木材及天然石材及木牆腳線。</p> <p>套房2 - 外露地台及牆腳線鋪砌木材。</p>
(d) Bathroom	(d) 浴室	<p>Natural stone, wood panel and special paint (special paint only in Bathroom 2 and Master Bathroom) for wall finishes.</p> <p>Natural stone to exposed surfaces for flooring.</p> <p>Gypsum board false ceiling finished with emulsion paint, special paint (special paint only in Bathroom 2 and Master Bathroom) and wood panel (wood panel only in Master Bathroom).</p> <p>Wall finishes run up to false ceiling. No finishes to be provided above false ceiling.</p>	<p>牆身鋪砌天然石材、木飾面及特色油漆(特色油漆只設於浴室2及主人浴室)。</p> <p>外露地台鋪砌天然石材。</p> <p>石膏板假天花髹乳膠漆、特色油漆(特色油漆只設於浴室2及主人浴室)及木飾面(木飾面只設於主人浴室)。</p> <p>牆身裝飾鋪砌至假天花。假天花以上不設鋪砌。</p>
(e) Kitchen	(e) 廚房	<p>Tiles and metal for wall finishes.</p> <p>Tiles to exposed surfaces for flooring.</p> <p>Gypsum board false ceiling finished with emulsion paint and wood panel.</p> <p>Cooking bench finished with stainless steel.</p> <p>Ceramic tiles for wall area behind cabinet.</p> <p>Wall finishes run up to false ceiling. No finishes to be provided above false ceiling.</p>	<p>牆身鋪砌磚及金屬。</p> <p>外露地台鋪砌磚。</p> <p>石膏板假天花髹乳膠漆配木飾面。</p> <p>灶台鋪設不銹鋼。</p> <p>櫃背之牆身鋪砌瓷磚。</p> <p>牆身裝飾鋪砌至假天花。假天花以上不設鋪砌。</p>



## 2. Interior Finishes 室內裝修物料

Flat A (Duplex) &amp; Flat B (Duplex) on 5/F to 9/F 5樓至9樓單位A(Duplex)及單位B(Duplex)

Item	細項	Description	描述
(a) Lobby	(a) 大堂	<p>Carpark Lift Lobby: Wall is finished with wood panel, metal and special paint. Floor is finished with natural stone. Ceiling is finished with gypsum board and timber board false ceiling in emulsion paint.</p> <p>Fireman's Lift Lobby (G/F): Wall is finished with natural stone, wood panel and metal. Floor is finished with natural stone and metal. Ceiling is finished with gypsum board and timber board false ceiling in emulsion paint.</p> <p>Fireman's Lift Lobby (except G/F and 23/F): Wall is finished with emulsion paint. Floor is finished with tiles. Ceiling is finished with gypsum board and timber board false ceiling in emulsion paint.</p> <p>Fireman's Lift Lobby (23/F): Wall is finished with wallpaper. Floor is finished with timber. Ceiling is finished with gypsum board and timber board false ceiling in emulsion paint.</p> <p>Service Lift Lobby: Wall is finished with emulsion paint. Floor is finished with tiles. Ceiling is finished with emulsion paint.</p>	<p>停車場升降機大堂：牆身鋪砌木飾面、金屬及特色油漆。地台鋪砌天然石材。天花板為石膏板及木板假天花髹乳膠漆。</p> <p>消防員升降機大堂(地下)：牆身鋪砌天然石材、木飾面及金屬。地台鋪砌天然石材及金屬。天花板為石膏板及木板假天花髹乳膠漆。</p> <p>消防員升降機大堂(地下及23樓除外)：牆身髹乳膠漆。地台鋪砌磚。天花板為石膏板及木板假天花髹乳膠漆。</p> <p>消防員升降機大堂(23樓)：牆身鋪砌牆紙。地台鋪砌木材。天花板為石膏板及木板假天花髹乳膠漆。</p> <p>服務升降機大堂：牆身髹乳膠漆。地台鋪砌磚。天花板髹乳膠漆。</p>
(b) Internal Wall and Ceiling	(b) 內牆及天花板	<p>Living Room, Dining Room, Suite 1 and Suite 2 internal wall - emulsion paint. Wall finishes run up to false ceiling.</p> <p>(Except Flat A (Duplex) on 8/F &amp; 9/F) Master Bedroom internal wall - emulsion paint. Wall finishes run up to false ceiling.</p> <p>(Only in Flat A (Duplex) on 8/F &amp; 9/F) Master Bedroom internal wall - emulsion paint and wood panel. Wall finishes run up to false ceiling.</p> <p>Living Room and Dining Room ceiling - gypsum board and timber board false ceiling with emulsion paint and metal.</p> <p>Suite 1, Suite 2 and Master Bedroom ceiling - gypsum board and timber board false ceiling with emulsion paint.</p>	<p>客廳、飯廳、套房1及套房2內牆 - 乳膠漆。牆身裝飾鋪砌至假天花。</p> <p>(8樓及9樓單位A (Duplex)除外)主人睡房內牆 - 乳膠漆。牆身裝飾鋪砌至假天花。</p> <p>(只於8樓及9樓單位A (Duplex))主人睡房內牆 - 乳膠漆及木飾面。牆身裝飾鋪砌至假天花。</p> <p>客廳及飯廳天花板 - 石膏板及木板假天花髹乳膠漆配金屬。</p> <p>套房1、套房2及主人睡房天花板 - 石膏板及木板假天花髹乳膠漆。</p>
(c) Internal Floor	(c) 內部地板	<p>Floor of Living Room, Dining Room, Suite 1, Suite 2 and Master Bedroom is finished with timber to exposed surfaces for flooring and skirting.</p>	<p>客廳、飯廳、套房1、套房2及主人睡房外露地台及牆腳線鋪砌木材。</p>
(d) Bathroom	(d) 浴室	<p>Natural stone for wall finishes.</p> <p>Natural stone to exposed surfaces for flooring.</p> <p>Gypsum board false ceiling finished with emulsion paint.</p> <p>Wall finishes run up to false ceiling. No finishes to be provided above false ceiling.</p>	<p>牆身鋪砌天然石材。</p> <p>外露地台鋪砌天然石材。</p> <p>石膏板假天花髹乳膠漆。</p> <p>牆身裝飾鋪砌至假天花。假天花以上不設鋪砌。</p>
(e) Kitchen	(e) 廚房	<p>Natural stone for wall finishes.</p> <p>Natural stone to exposed surfaces for flooring.</p> <p>Gypsum board and timber board false ceiling finished with emulsion paint.</p> <p>Cooking bench finished with natural stone.</p> <p>Ceramic tiles for wall area behind cabinet.</p> <p>Wall finishes run up to false ceiling. No finishes to be provided above false ceiling.</p>	<p>牆身鋪砌天然石材。</p> <p>外露地台鋪砌天然石材。</p> <p>石膏板及木板假天花髹乳膠漆。</p> <p>灶台鋪設天然石材。</p> <p>櫃背之牆身鋪砌瓷磚。</p> <p>牆身裝飾鋪砌至假天花。假天花以上不設鋪砌。</p>

## Fittings, Finishes and Appliances

### 裝置、裝修物料及設備

#### 2. Interior Finishes 室內裝修物料

Flat B (Duplex) on 9/F & 10/F 9樓及10樓之單位B (Duplex)

Item	細項	Description	描述
(a) Lobby	(a) 大堂	<p>Carpark Lift Lobby: Wall is finished with wood panel, metal and special paint. Floor is finished with natural stone. Ceiling is finished with gypsum board and timber board false ceiling in emulsion paint.</p> <p>Fireman's Lift Lobby (G/F): Wall is finished with natural stone, wood panel and metal. Floor is finished with natural stone and metal. Ceiling is finished with gypsum board and timber board false ceiling in emulsion paint.</p> <p>Fireman's Lift Lobby (except G/F and 23/F): Wall is finished with emulsion paint. Floor is finished with tiles. Ceiling is finished with gypsum board and timber board false ceiling in emulsion paint.</p> <p>Fireman's Lift Lobby (23/F): Wall is finished with wallpaper. Floor is finished with timber. Ceiling is finished with gypsum board and timber board false ceiling in emulsion paint.</p> <p>Service Lift Lobby: Wall is finished with emulsion paint. Floor is finished with tiles. Ceiling is finished with emulsion paint.</p>	<p>停車場升降機大堂：牆身鋪砌木飾面、金屬及特色油漆。地台鋪砌天然石材。天花板為石膏板及木板假天花髹乳膠漆。</p> <p>消防員升降機大堂(地下)：牆身鋪砌天然石材、木飾面及金屬。地台鋪砌天然石材及金屬。天花板為石膏板及木板假天花髹乳膠漆。</p> <p>消防員升降機大堂(地下及23樓除外)：牆身髹乳膠漆。地台鋪砌磚。天花板為石膏板及木板假天花髹乳膠漆。</p> <p>消防員升降機大堂(23樓)：牆身鋪砌牆紙。地台鋪砌木材。天花板為石膏板及木板假天花髹乳膠漆。</p> <p>服務升降機大堂：牆身髹乳膠漆。地台鋪砌磚。天花板髹乳膠漆。</p>
(b) Internal Wall and Ceiling	(b) 內牆及天花板	<p>Living Room and Dining Room internal wall- wood panel, fabric, metal and natural stone. Wall finishes run up to false ceiling.</p> <p>Suite 1 internal wall - wood panel, metal and fabric. Wall finishes run up to false ceiling.</p> <p>Master Bedroom internal wall - wood panel, metal and leather. Wall finishes run up to false ceiling.</p> <p>Living Room and Dining Room ceiling - gypsum board false ceiling finished with emulsion paint, metal and wood panel.</p> <p>Suite 1 and Master Bedroom ceiling - gypsum board false ceiling finished with emulsion paint and metal.</p>	<p>客廳及飯廳內牆 - 木飾面、布料、金屬及天然石材。牆身裝飾鋪砌至假天花。</p> <p>套房1內牆 - 木飾面、金屬及布料。牆身裝飾鋪砌至假天花。</p> <p>主人睡房內牆 - 木飾面、金屬及皮革。牆身裝飾鋪砌至假天花。</p> <p>客廳及飯廳天花板 - 石膏板假天花髹乳膠漆配金屬及木飾面。</p> <p>套房1及主人睡房天花板 - 石膏板假天花髹乳膠漆配金屬。</p>
(c) Internal Floor	(c) 內部地板	<p>Living Room and Dining Room - natural stone to exposed surfaces for flooring with metal skirting.</p> <p>Suite 1 and Master Bedroom - timber to exposed surfaces for flooring with metal skirting.</p>	<p>客廳及飯廳 - 外露地台鋪砌天然石材及金屬牆腳線。</p> <p>套房1及主人睡房 - 外露地台鋪砌木材及金屬牆腳線。</p>
(d) Bathroom	(d) 浴室	<p>Natural stone for wall finishes.</p> <p>Natural stone to exposed surfaces for flooring.</p> <p>Gypsum board false ceiling finished with emulsion paint and metal (metal in Master Bathroom).</p> <p>Wall finishes run up to false ceiling. No finishes to be provided above false ceiling.</p>	<p>牆身鋪砌天然石材。</p> <p>外露地台鋪砌天然石材。</p> <p>石膏板假天花髹乳膠漆配金屬(金屬只設於主人浴室)。</p> <p>牆身裝飾鋪砌至假天花。假天花以上不設鋪砌。</p>
(e) Kitchen	(e) 廚房	<p>Natural stone for wall finishes.</p> <p>Natural stone to exposed surfaces for flooring.</p> <p>Gypsum board false ceiling finished with emulsion paint and metal.</p> <p>Cooking bench finished with natural stone.</p> <p>Ceramic tiles for wall area behind cabinet.</p> <p>Wall finishes run up to false ceiling. No finishes to be provided above false ceiling.</p>	<p>牆身鋪砌天然石材。</p> <p>外露地台鋪砌天然石材。</p> <p>石膏板假天花髹乳膠漆配金屬。</p> <p>灶台鋪設天然石材。</p> <p>櫃背之牆身鋪砌瓷磚。</p> <p>牆身裝飾鋪砌至假天花。假天花以上不設鋪砌。</p>

## 2. Interior Finishes 室內裝修物料

Flat A (Duplex) on 10/F &amp; 11/F 10樓及11樓之單位A (Duplex)

Item	細項	Description	描述
(a) Lobby	(a) 大堂	<p>Carpark Lift Lobby: Wall is finished with wood panel, metal and special paint. Floor is finished with natural stone. Ceiling is finished with gypsum board and timber board false ceiling in emulsion paint.</p> <p>Fireman's Lift Lobby (G/F): Wall is finished with natural stone, wood panel and metal. Floor is finished with natural stone and metal. Ceiling is finished with gypsum board and timber board false ceiling in emulsion paint.</p> <p>Fireman's Lift Lobby (except G/F and 23/F): Wall is finished with emulsion paint. Floor is finished with tiles. Ceiling is finished with gypsum board and timber board false ceiling in emulsion paint.</p> <p>Fireman's Lift Lobby (23/F): Wall is finished with wallpaper. Floor is finished with timber. Ceiling is finished with gypsum board and timber board false ceiling in emulsion paint.</p> <p>Service Lift Lobby: Wall is finished with emulsion paint. Floor is finished with tiles. Ceiling is finished with emulsion paint.</p>	<p>停車場升降機大堂：牆身鋪砌木飾面、金屬及特色油漆。地台鋪砌天然石材。天花板為石膏板及木板假天花髹乳膠漆。</p> <p>消防員升降機大堂(地下)：牆身鋪砌天然石材、木飾面及金屬。地台鋪砌天然石材及金屬。天花板為石膏板及木板假天花髹乳膠漆。</p> <p>消防員升降機大堂(地下及23樓除外)：牆身髹乳膠漆。地台鋪砌磚。天花板為石膏板及木板假天花髹乳膠漆。</p> <p>消防員升降機大堂(23樓)：牆身鋪砌牆紙。地台鋪砌木材。天花板為石膏板及木板假天花髹乳膠漆。</p> <p>服務升降機大堂：牆身髹乳膠漆。地台鋪砌磚。天花板髹乳膠漆。</p>
(b) Internal Wall and Ceiling	(b) 內牆及天花板	<p>Living Room and Dining Room internal wall - wood panel, metal, fabric, leather, mirror and natural stone. Wall finishes run up to false ceiling.</p> <p>Suite 1 internal wall - fabric. Wall finishes run up to false ceiling.</p> <p>Master Bedroom internal wall - wood panel, metal and fabric. Wall finishes run up to false ceiling.</p> <p>Ceiling of Living Room, Dining Room, Suite 1 and Master Bedroom is finished with gypsum board and timber board false ceiling finished with emulsion paint and wood panel (wood panel except for Suite 1).</p>	<p>客廳及飯廳內牆 - 木飾面、金屬、布料、皮革、鏡及天然石材。牆身裝飾鋪砌至假天花。</p> <p>套房1內牆 - 布料。牆身裝飾鋪砌至假天花。</p> <p>主人睡房內牆 - 木飾面、金屬及布料。牆身裝飾鋪砌至假天花。</p> <p>客廳、飯廳、套房1及主人睡房天花板為石膏板及木板假天花髹乳膠漆配木飾面(木飾面不設於套房1)。</p>
(c) Internal Floor	(c) 內部地板	<p>Living Room and Dining Room - natural stone and timber to exposed surfaces for flooring and natural stone, metal and timber skirting.</p> <p>Suite 1 - timber to exposed surfaces for flooring and skirting.</p> <p>Master Bedroom - carpet to exposed surfaces for flooring with timber skirting.</p>	<p>客廳及飯廳 - 外露地台鋪砌天然石材及木材及天然石材、金屬及木牆腳線。</p> <p>套房1 - 外露地台及牆腳線鋪砌木材。</p> <p>主人睡房 - 外露地台鋪砌地毯及木牆腳線。</p>
(d) Bathroom	(d) 浴室	<p>Natural stone for wall finishes.</p> <p>Natural stone to exposed surfaces for flooring.</p> <p>Gypsum board false ceiling finished with emulsion paint and metal (metal only in Bathroom 1).</p> <p>Wall finishes run up to false ceiling. No finishes to be provided above false ceiling.</p>	<p>牆身鋪砌天然石材。</p> <p>外露地台鋪砌天然石材。</p> <p>石膏板假天花髹乳膠漆配金屬(金屬只設於浴室1)。</p> <p>牆身裝飾鋪砌至假天花。假天花以上不設鋪砌。</p>
(e) Kitchen	(e) 廚房	<p>Natural stone and wood panel with coating for wall finishes.</p> <p>Natural stone to exposed surfaces for flooring.</p> <p>Gypsum board and timber board false ceiling finished with emulsion paint.</p> <p>Cooking bench finished with natural stone.</p> <p>Ceramic tiles for wall area behind cabinet.</p> <p>Wall finishes run up to false ceiling. No finishes to be provided above false ceiling.</p>	<p>牆身鋪砌天然石材及噴塗木飾面。</p> <p>外露地台鋪砌天然石材。</p> <p>石膏板及木板假天花髹乳膠漆。</p> <p>灶台鋪設天然石材。</p> <p>櫃背之牆身鋪砌瓷磚。</p> <p>牆身裝飾鋪砌至假天花。假天花以上不設鋪砌。</p>

## Fittings, Finishes and Appliances

### 裝置、裝修物料及設備

#### 2. Interior Finishes 室內裝修物料

Flat B (Superior Duplex) on 11/F & 12/F 11樓及12樓之單位B (Superior Duplex)

Item	細項	Description	描述
(a) Lobby	(a) 大堂	<p>Carpark Lift Lobby: Wall is finished with wood panel, metal and special paint. Floor is finished with natural stone. Ceiling is finished with gypsum board and timber board false ceiling in emulsion paint.</p> <p>Fireman's Lift Lobby (G/F): Wall is finished with natural stone, wood panel and metal. Floor is finished with natural stone and metal. Ceiling is finished with gypsum board and timber board false ceiling in emulsion paint.</p> <p>Fireman's Lift Lobby (except G/F and 23/F): Wall is finished with emulsion paint. Floor is finished with tiles. Ceiling is finished with gypsum board and timber board false ceiling in emulsion paint.</p> <p>Fireman's Lift Lobby (23/F): Wall is finished with wallpaper. Floor is finished with timber. Ceiling is finished with gypsum board and timber board false ceiling in emulsion paint.</p> <p>Service Lift Lobby: Wall is finished with emulsion paint. Floor is finished with tiles. Ceiling is finished with emulsion paint.</p>	<p>停車場升降機大堂：牆身鋪砌木飾面、金屬及特色油漆。地台鋪砌天然石材。天花板為石膏板及木板假天花髹乳膠漆。</p> <p>消防員升降機大堂(地下)：牆身鋪砌天然石材、木飾面及金屬。地台鋪砌天然石材及金屬。天花板為石膏板及木板假天花髹乳膠漆。</p> <p>消防員升降機大堂(地下及23樓除外)：牆身髹乳膠漆。地台鋪砌磚。天花板為石膏板及木板假天花髹乳膠漆。</p> <p>消防員升降機大堂(23樓)：牆身鋪砌牆紙。地台鋪砌木材。天花板為石膏板及木板假天花髹乳膠漆。</p> <p>服務升降機大堂：牆身髹乳膠漆。地台鋪砌磚。天花板髹乳膠漆。</p>
(b) Internal Wall and Ceiling	(b) 內牆及天花板	<p>Internal walls of Living Room, Dining Room, Suite 1, Suite 2 and Master Bedroom are finished with emulsion paint where exposed. Wall finish run up to false ceiling.</p> <p>Living Room and Dining Room ceiling - gypsum board false ceiling with emulsion paint and metal.</p> <p>Suite 1, Suite 2 and Master Bedroom ceiling - gypsum board false ceiling with emulsion paint.</p>	<p>客廳、飯廳、套房1、套房2及主人睡房內牆外露位置髹乳膠漆。牆身裝飾鋪砌至假天花。</p> <p>客廳及飯廳天花板 - 石膏板假天花髹乳膠漆配金屬。</p> <p>套房1、套房2及主人睡房天花板 - 石膏板假天花髹乳膠漆。</p>
(c) Internal Floor	(c) 內部地板	<p>Floor of Living Room, Dining Room, Suite 1, Suite 2 and Master Bedroom is finished with timber to exposed surfaces for flooring and skirting.</p>	<p>客廳、飯廳、套房1、套房2及主人睡房外露地台及牆腳線鋪砌木材。</p>
(d) Bathroom	(d) 浴室	<p>Natural stone for wall finishes.</p> <p>Natural stone to exposed surfaces for flooring.</p> <p>Gypsum board false ceiling finished with emulsion paint.</p> <p>Wall finishes run up to false ceiling. No finishes to be provided above false ceiling.</p>	<p>牆身鋪砌天然石材。</p> <p>外露地台鋪砌天然石材。</p> <p>石膏板假天花髹乳膠漆。</p> <p>牆身裝飾鋪砌至假天花。假天花以上不設鋪砌。</p>
(e) Kitchen	(e) 廚房	<p>Natural stone for wall finishes.</p> <p>Natural stone to exposed surfaces for flooring.</p> <p>Gypsum board false ceiling finished with emulsion paint.</p> <p>Cooking bench finished with natural stone.</p> <p>Ceramic tiles for wall area behind cabinet.</p> <p>Wall finishes run up to false ceiling. No finishes to be provided above false ceiling.</p>	<p>牆身鋪砌天然石材。</p> <p>外露地台鋪砌天然石材。</p> <p>石膏板假天花髹乳膠漆。</p> <p>灶台鋪設天然石材。</p> <p>櫃背之牆身鋪砌瓷磚。</p> <p>牆身裝飾鋪砌至假天花。假天花以上不設鋪砌。</p>



## 2. Interior Finishes 室內裝修物料

Flat A (Simplex) on 15/F to 18/F 15樓至18樓單位A(Simplex)

Item	細項	Description	描述
(a) Lobby	(a) 大堂	<p>Carpark Lift Lobby: Wall is finished with wood panel, metal and special paint. Floor is finished with natural stone. Ceiling is finished with gypsum board and timber board false ceiling in emulsion paint.</p> <p>Fireman's Lift Lobby (G/F): Wall is finished with natural stone, wood panel and metal. Floor is finished with natural stone and metal. Ceiling is finished with gypsum board and timber board false ceiling in emulsion paint.</p> <p>Fireman's Lift Lobby (except G/F and 23/F): Wall is finished with emulsion paint. Floor is finished with tiles. Ceiling is finished with gypsum board and timber board false ceiling in emulsion paint.</p> <p>Fireman's Lift Lobby (23/F): Wall is finished with wallpaper. Floor is finished with timber. Ceiling is finished with gypsum board and timber board false ceiling in emulsion paint.</p> <p>Service Lift Lobby: Wall is finished with emulsion paint. Floor is finished with tiles. Ceiling is finished with emulsion paint.</p>	<p>停車場升降機大堂：牆身鋪砌木飾面、金屬及特色油漆。地台鋪砌天然石材。天花板為石膏板及木板假天花髹乳膠漆。</p> <p>消防員升降機大堂(地下)：牆身鋪砌天然石材、木飾面及金屬。地台鋪砌天然石材及金屬。天花板為石膏板及木板假天花髹乳膠漆。</p> <p>消防員升降機大堂(地下及23樓除外)：牆身髹乳膠漆。地台鋪砌磚。天花板為石膏板及木板假天花髹乳膠漆。</p> <p>消防員升降機大堂(23樓)：牆身鋪砌牆紙。地台鋪砌木材。天花板為石膏板及木板假天花髹乳膠漆。</p> <p>服務升降機大堂：牆身髹乳膠漆。地台鋪砌磚。天花板髹乳膠漆。</p>
(b) Internal Wall and Ceiling	(b) 內牆及天花板	<p>Internal walls of Living Room, Dining Room, Suite 1, Suite 2 and Master Bedroom are finished with plastering. Wall finishes run up to ceiling.</p> <p>Ceiling of Living Room, Dining Room, Suite 1, Suite 2 and Master Bedroom is concrete surface and without finishes.</p>	<p>客廳、飯廳、套房1、套房2及主人睡房內牆為灰泥。牆身裝飾鋪砌至天花。</p> <p>客廳、飯廳、套房1、套房2及主人睡房天花板為混凝土面及無裝飾面。</p>
(c) Internal Floor	(c) 內部地板	<p>Floor of Living Room, Dining Room, Suite 1, Suite 2 and Master Bedroom are finished with cement sand screeding and without skirting.</p>	<p>客廳、飯廳、套房1、套房2及主人睡房地台為水泥砂漿地台，不設牆腳線。</p>
(d) Bathroom	(d) 浴室	<p>Plastering for wall finishes.</p> <p>Cement sand screeding to exposed surfaces for flooring.</p> <p>Ceiling is concrete surface and without finishes.</p> <p>Wall finishes run up to ceiling.</p>	<p>牆身鋪砌灰泥。</p> <p>外露地台鋪砌水泥砂漿。</p> <p>天花板為混凝土面及無裝飾面。</p> <p>牆身裝飾鋪砌至天花。</p>
(e) Kitchen	(e) 廚房	<p>Plastering for wall finishes.</p> <p>Cement sand screeding to exposed surfaces for flooring.</p> <p>Ceiling is concrete surface and without finishes.</p> <p>No cooking bench is provided.</p> <p>Wall finishes run up to ceiling.</p>	<p>牆身鋪砌灰泥。</p> <p>外露地台鋪砌水泥砂漿。</p> <p>天花板為混凝土面及無裝飾面。</p> <p>不設灶台。</p> <p>牆身裝飾鋪砌至天花。</p>

## Fittings, Finishes and Appliances

### 裝置、裝修物料及設備

#### 2. Interior Finishes 室內裝修物料

Flat A (Master Duplex) on 19/F & 20/F 19樓及20樓之單位A (Master Duplex)

Item	細項	Description	描述
(a) Lobby	(a) 大堂	<p>Carpark Lift Lobby: Wall is finished with wood panel, metal and special paint. Floor is finished with natural stone. Ceiling is finished with gypsum board and timber board false ceiling in emulsion paint.</p> <p>Fireman's Lift Lobby (G/F): Wall is finished with natural stone, wood panel and metal. Floor is finished with natural stone and metal. Ceiling is finished with gypsum board and timber board false ceiling in emulsion paint.</p> <p>Fireman's Lift Lobby (except G/F and 23/F): Wall is finished with emulsion paint. Floor is finished with tiles. Ceiling is finished with gypsum board and timber board false ceiling in emulsion paint.</p> <p>Fireman's Lift Lobby (23/F): Wall is finished with wallpaper. Floor is finished with timber. Ceiling is finished with gypsum board and timber board false ceiling in emulsion paint.</p> <p>Service Lift Lobby: Wall is finished with emulsion paint. Floor is finished with tiles. Ceiling is finished with emulsion paint.</p>	<p>停車場升降機大堂: 牆身鋪砌木飾面、金屬及特色油漆。地台鋪砌天然石材。天花板為石膏板及木板假天花髹乳膠漆。</p> <p>消防員升降機大堂(地下): 牆身鋪砌天然石材、木飾面及金屬。地台鋪砌天然石材及金屬。天花板為石膏板及木板假天花髹乳膠漆。</p> <p>消防員升降機大堂(地下及23樓除外): 牆身髹乳膠漆。地台鋪砌磚。天花板為石膏板及木板假天花髹乳膠漆。</p> <p>消防員升降機大堂(23樓): 牆身鋪砌牆紙。地台鋪砌木材。天花板為石膏板及木板假天花髹乳膠漆。</p> <p>服務升降機大堂: 牆身髹乳膠漆。地台鋪砌磚。天花板髹乳膠漆。</p>
(b) Internal Wall and Ceiling	(b) 內牆及天花板	<p>Living Room internal wall - wood panel, metal, leather and emulsion paint. Wall finishes run up to false ceiling.</p> <p>Dining Room internal wall - high-gloss lacquer panel and wallpaper. Wall finishes run up to false ceiling.</p> <p>Suite 1 internal wall - wood panel, metal and wallpaper. Wall finishes run up to false ceiling.</p> <p>Master Bedroom 1 internal wall - wood panel, metal, fabric and emulsion paint. Wall finishes run up to false ceiling.</p> <p>Master Bedroom 2 internal wall - wood panel and wallpaper. Wall finishes run up to false ceiling.</p> <p>Ceiling of Living Room, Dining Room, Suite 1 and Master Bedroom 1 and 2 is finished with gypsum board false ceiling finished with emulsion paint.</p>	<p>客廳內牆 - 木飾面、金屬、皮革及乳膠漆。牆身裝飾鋪砌至假天花。</p> <p>飯廳內牆 - 高光漆飾面及牆紙。牆身裝飾鋪砌至假天花。</p> <p>套房1內牆 - 木飾面、金屬及牆紙。牆身裝飾鋪砌至假天花。</p> <p>主人睡房1內牆 - 木飾面、金屬、布料及乳膠漆。牆身裝飾鋪砌至假天花。</p> <p>主人睡房2內牆 - 木飾面及牆紙。牆身裝飾鋪砌至假天花。</p> <p>客廳、飯廳、套房1及主人睡房1及2天花板為石膏板假天花髹乳膠漆。</p>
(c) Internal Floor	(c) 內部地板	<p>Living Room - natural stone, carpet and metal to exposed surfaces for flooring with metal and natural stone skirting.</p> <p>Dining Room - natural stone to exposed surfaces for flooring with high-gloss lacquer panel skirting</p> <p>Suite 1 and Master Bedroom 2 - timber, natural stone and metal to exposed surfaces for flooring with timber skirting</p> <p>Master Bedroom 1 - timber, natural stone, carpet and metal to exposed surfaces for flooring with timber and metal skirting</p>	<p>客廳 - 外露地台鋪砌天然石材、地氈及金屬配金屬及天然石材牆腳線。</p> <p>飯廳 - 外露地台鋪砌天然石材配高光漆飾面牆腳線。</p> <p>套房1及主人睡房2 - 外露地台鋪砌木材、天然石材及金屬配木牆腳線。</p> <p>主人睡房1 - 外露地台鋪砌木材、天然石材、地氈及金屬配木及金屬牆腳線。</p>
(d) Bathroom	(d) 浴室	<p>Natural stone for wall finishes.</p> <p>Natural stone to exposed surfaces for flooring.</p> <p>Gypsum board false ceiling finished with emulsion paint.</p> <p>Wall finishes run up to false ceiling. No finishes to be provided above false ceiling.</p>	<p>牆身鋪砌天然石材。</p> <p>外露地台鋪砌天然石材。</p> <p>石膏板假天花髹乳膠漆。</p> <p>牆身裝飾鋪砌至假天花。假天花以上不設鋪砌。</p>
(e) Kitchen	(e) 廚房	<p>Natural stone and emulsion paint for wall finishes.</p> <p>Natural stone to exposed surfaces for flooring.</p> <p>Gypsum board false ceiling finished with emulsion paint.</p> <p>Cooking bench finished with natural stone.</p> <p>Ceramic tiles for wall area behind cabinet.</p> <p>Wall finishes run up to false ceiling. No finishes to be provided above false ceiling.</p>	<p>牆身鋪砌天然石材及髹乳膠漆。</p> <p>外露地台鋪砌天然石材。</p> <p>石膏板假天花髹乳膠漆。</p> <p>灶台鋪設天然石材。</p> <p>櫃背之牆身鋪砌瓷磚。</p> <p>牆身裝飾鋪砌至假天花。假天花以上不設鋪砌。</p>

## 2. Interior Finishes 室內裝修物料

Flat A (Penthouse) on 21/F, 22/F &amp; 23/F 21樓、22樓及23樓之單位A (Penthouse)

Item	細項	Description	描述
(a) Lobby	(a) 大堂	<p>Carpark Lift Lobby: Wall is finished with wood panel, metal and special paint. Floor is finished with natural stone. Ceiling is finished with gypsum board and timber board false ceiling in emulsion paint.</p> <p>Fireman's Lift Lobby (G/F): Wall is finished with natural stone, wood panel and metal. Floor is finished with natural stone and metal. Ceiling is finished with gypsum board and timber board false ceiling in emulsion paint.</p> <p>Fireman's Lift Lobby (except G/F and 23/F): Wall is finished with emulsion paint. Floor is finished with tiles. Ceiling is finished with gypsum board and timber board false ceiling in emulsion paint.</p> <p>Fireman's Lift Lobby (23/F): Wall is finished with wallpaper. Floor is finished with timber. Ceiling is finished with gypsum board and timber board false ceiling in emulsion paint.</p> <p>Service Lift Lobby: Wall is finished with emulsion paint. Floor is finished with tiles. Ceiling is finished with emulsion paint.</p>	<p>停車場升降機大堂：牆身鋪砌木飾面、金屬及特色油漆。地台鋪砌天然石材。天花板為石膏板及木板假天花髹乳膠漆。</p> <p>消防員升降機大堂(地下)：牆身鋪砌天然石材、木飾面及金屬。地台鋪砌天然石材及金屬。天花板為石膏板及木板假天花髹乳膠漆。</p> <p>消防員升降機大堂(地下及23樓除外)：牆身髹乳膠漆。地台鋪砌磚。天花板為石膏板及木板假天花髹乳膠漆。</p> <p>消防員升降機大堂(23樓)：牆身鋪砌牆紙。地台鋪砌木材。天花板為石膏板及木板假天花髹乳膠漆。</p> <p>服務升降機大堂：牆身髹乳膠漆。地台鋪砌磚。天花板髹乳膠漆。</p>
(b) Internal Wall and Ceiling	(b) 內牆及天花板	<p>Living Room (21/F) internal wall - wood panel, metal, fabric, mirror, special paint and natural stone. Wall finishes run up to false ceiling.</p> <p>Living Room and Dining Room (22/F) internal wall- wood panel, metal, fabric, feature glass, special paint and natural stone. Wall finishes run up to false ceiling.</p> <p>Living Room (23/F) internal wall - wood panel, metal, glass, fabric and special paint. Wall finishes run up to false ceiling.</p> <p>Suite 1 internal wall - wood panel, fabric, paint and leather. Wall finishes run up to false ceiling.</p> <p>Suite 2 internal wall - wood panel and fabric. Wall finishes run up to false ceiling.</p> <p>Suite 3 internal wall - wood panel, metal and fabric. Wall finishes run up to false ceiling.</p> <p>Master Bedroom internal wall - wood panel and fabric. Wall finishes run up to false ceiling.</p> <p>Ceiling of Living Room (21/F) is finished with timber, metal and gypsum board false ceiling with emulsion paint.</p> <p>Ceiling of Living Room (22/F) is finished with timber, metal, high-gross paint and gypsum board false ceiling with emulsion paint.</p> <p>Ceiling of Living Room (23/F) is finished with metal and gypsum board false ceiling with emulsion paint.</p> <p>Ceiling of Master Bedroom is finished with timber and gypsum board false ceiling with emulsion paint.</p> <p>Ceiling of Suite 1, Suite 2, Suite 3 is finished with gypsum board false ceiling finished with emulsion paint</p>	<p>客廳(21樓)內牆 - 木飾面、金屬、布料、鏡、特色油漆及天然石材。牆身裝飾鋪砌至假天花。</p> <p>客廳及飯廳(22樓)內牆 - 木飾面、金屬、布料、特色玻璃、特色油漆及天然石材。牆身裝飾鋪砌至假天花。</p> <p>客廳(23樓)內牆 - 木飾面、金屬、玻璃、布料及特色油漆。牆身裝飾鋪砌至假天花。</p> <p>套房1內牆 - 木飾面、布料、油漆及皮革。牆身裝飾鋪砌至假天花。</p> <p>套房2內牆 - 木飾面及布料。牆身裝飾鋪砌至假天花。</p> <p>套房3內牆 - 木飾面、金屬及布料。牆身裝飾鋪砌至假天花。</p> <p>主人睡房內牆 - 木飾面、布料及皮革。牆身裝飾鋪砌至假天花。</p> <p>客廳(21樓)天花為木材、金屬及石膏板假天花髹乳膠漆。</p> <p>客廳(22樓)天花為木材、金屬、高光油漆及石膏板假天花髹乳膠漆。</p> <p>客廳(23樓)天花為金屬及石膏板假天花髹乳膠漆。</p> <p>主人睡房天花為木材及石膏板假天花髹乳膠漆。</p> <p>套房1、套房2、套房3天花為石膏板假天花髹乳膠漆。</p>
(c) Internal Floor	(c) 內部地板	<p>Living Room on 21/F - natural stone to exposed surfaces for flooring and natural stone and timber for skirting.</p> <p>Living Room and Dining Room (22/F) - timber and natural stone to exposed surfaces for flooring and natural stone and metal for skirting.</p> <p>Living Room on 23/F - timber and nature stone to exposed surfaces for flooring and skirting.</p> <p>Suite 1 - carpet to exposed surface for flooring and timber skirting.</p> <p>Suite 2 and Suite 3 - timber to exposed surfaces for flooring and skirting.</p> <p>Master Bedroom - timber and carpet to exposed surfaces for flooring with timber skirting.</p>	<p>客廳(21樓) - 外露地台鋪砌天然石材及鋪砌天然石材及木牆腳線。</p> <p>客廳及飯廳(22樓) - 外露地台鋪砌木材及天然石材及鋪砌天然石材及金屬牆腳線。</p> <p>客廳(23樓) - 外露地台及牆腳線鋪砌木材及天然石材。</p> <p>套房1 - 外露地台鋪砌地毯及木牆腳線。</p> <p>套房2、套房3 - 外露地台及牆腳線鋪砌木材。</p> <p>主人睡房 - 外露地台鋪砌木材及地毯及木牆腳線。</p>
(d) Bathroom	(d) 浴室	<p>Natural stone for wall finishes.</p> <p>Natural stone to exposed surfaces for flooring.</p> <p>Gypsum board false ceiling finished with emulsion paint.</p> <p>Gypsum board false ceiling and wood panel finished with emulsion paint(Bathroom 2 and Bathroom 3).</p> <p>Wall finishes run up to false ceiling. No finishes to be provided above false ceiling.</p>	<p>牆身鋪砌天然石材。</p> <p>外露地台鋪砌天然石材。</p> <p>石膏板假天花髹乳膠漆。</p> <p>石膏板及木飾面天花髹乳膠漆(浴室2及浴室3)。</p> <p>牆身裝飾鋪砌至假天花。假天花以上不設鋪砌。</p>
(e) Kitchen	(e) 廚房	<p>Natural stone for wall finishes.</p> <p>Natural stone and metal for wall finishes (for 21/F kitchen only).</p> <p>Natural stone to exposed surfaces for flooring.</p> <p>Gypsum board false ceiling finished with emulsion paint.</p> <p>Cooking bench finished with natural stone.</p> <p>Ceramic tiles for wall area behind cabinet.</p> <p>Wall finishes run up to false ceiling. No finishes to be provided above false ceiling.</p>	<p>牆身鋪砌天然石材。</p> <p>牆身鋪砌天然石材及金屬(21樓廚房)。</p> <p>外露地台鋪砌天然石材。</p> <p>石膏板假天花髹乳膠漆。</p> <p>灶台鋪設天然石材。</p> <p>櫃背之牆身鋪砌瓷磚。</p> <p>牆身裝飾鋪砌至假天花。假天花以上不設鋪砌。</p>



## Fittings, Finishes and Appliances

### 裝置、裝修物料及設備

#### 3. Interior Fittings 室內裝置

Flat A (Triplex) on B/F, G/F, 1/F & 2/F 地庫、地下、1樓及2樓之單位A (Triplex)

Item	細項	Description	描述
(a) Doors	(a) 門	For the material, finishes and accessories of doors, please refer to the "Schedule of Door Provisions".	有關門的用料、裝修物料及配件，請參閱「門裝置說明表」。
(b) Bathroom	(b) 浴室	Fitted with sanitary wares and fittings in Bathroom include wooden vanity counter with natural stone countertop, vitreous china wash basin with chrome plated wash basin mixer, wooden mirror cabinet with metal, vitreous china water closet, chrome plated towel bar, chrome plated paper holder, chrome plated shower set, shower cubicle with glass door and metal handle. Fitted with sanitary wares and fittings in Master Bathroom include wooden vanity counter with natural stone countertop, natural stone wash basin with gunmetal finished wash basin mixer, wooden mirror cabinet with metal, vitreous china water closet, gunmetal finished towel bar, gunmetal finished paper holder, gunmetal finished shower set, shower cubicle with glass door and metal handle, Durasolid bathtub (1800mm(L) x 900mm(W) x 525mm(D)), gunmetal finished bath mixer and water closet cubicle with glass door and metal handle. For type and material of water supply system, please refer to item 3(j). For type and material of equipment, please refer to item 6.	浴室選用潔具及配件包括木製洗手盆櫃配天然石材檯面、搪瓷洗手盆配鍍鉻洗手盆水龍頭、木製鏡櫃配金屬、搪瓷坐廁、鍍鉻毛巾架、鍍鉻廁紙架、鍍鉻花灑套裝、淋浴間配玻璃門及金屬手柄。 主人浴室選用潔具及配件包括木製洗手盆櫃配天然石材檯面、天然石材洗手盆配青銅洗手盆水龍頭、木製鏡櫃配金屬、搪瓷坐廁、青銅毛巾架、青銅廁紙架、青銅花灑套裝、淋浴間配玻璃門及金屬手柄、合成材料浴缸(1800毫米(長度)x 900毫米(闊度)x 525毫米(深度))、青銅浴缸水龍頭及坐廁間配玻璃門及金屬手柄。 有關供水系統類型及用料，請參閱細項3(j)。 有關設備類型及用料，請參閱細項6。
(c) Kitchen	(c) 廚房	Fitted with wooden cabinet with concrete finish door panels and stainless steel sink with chrome plated sink mixer. For material of water supply system, please refer to item 3(j). For type of equipment, please refer to item 6.	選用木製廚櫃配混凝土飾面門板、不銹鋼洗滌盆及鍍鉻洗滌盆水龍頭。 有關供水系統的用料，請參閱細項3(j)。 有關設備類型，請參閱細項6。
(d) Bedroom	(d) 睡房	No fittings.	沒有裝置。
(e) Telephone	(e) 電話	For the location and number of connection points, please refer to the "Schedule of Mechanical & Electrical Provisions".	有關接駁點的位置及數目，請參閱「機電裝置數量說明表」。
(f) Aerials	(f) 天線	For the location and number of connection points, please refer to the "Schedule of Mechanical & Electrical Provisions".	有關接駁點的位置及數目，請參閱「機電裝置數量說明表」。
(g) Electrical installations	(g) 電力裝置	Three phase electricity supply with Miniature Circuit Breakers board complete with residual current protection is provided in each residential property. Conduits are partly concealed and partly exposed*. For the location and number of power points and air-conditioner points, please refer to the "Schedule of Mechanical & Electrical Provisions". * Note: Other than those parts of the conduits concealed within concrete, the rest of them are exposed. Exposed conduits are mostly covered or hidden by false ceilings, bulkheads, cabinets, claddings, non-concrete walls, pipe ducts or other materials and are not readily visible.	每個住宅單位裝有三相供電與總電掣箱，並有漏電斷路器。導管是部分隱藏及部分外露*。 有關電插座及空調機接駁點的位置和數目，請參閱「機電裝置數量說明表」。 * 註：除部分隱藏於混凝土內之導管外，其他部分的導管均為外露。外露的導管大部分以假天花、裝飾橫樑、櫃、飾面板、非混凝土牆、管道槽或其他物料覆蓋或掩藏，並不容易看見。
(h) Gas supply	(h) 氣體供應	Town gas points are provided in Kitchen and Garden. Connection point in Kitchen is connected to gas hob.	廚房及花園有煤氣供應點，廚房煤氣供應點連接到氣體煮食爐。
(i) Washing machine connection point	(i) 洗衣機接駁點	Water point of a design of 22mm in diameter and drain point of a design of 40mm in diameter are provided. For the location of connection point, please refer to the "Schedule of Mechanical & Electrical Provisions".	裝有設計為直徑 22 毫米的供水位，及設計為直徑 40 毫米的去水位。 有關位置，請參閱「機電裝置數量說明表」。
(j) Water supply	(j) 供水	Copper pipes for hot and cold water supply are provided. Water pipes are partly concealed and partly exposed#. Hot water is available. # Note: Other than those parts of the water pipes concealed within concrete, the rest of them are exposed. Some of the exposed water pipes are covered or hidden by false ceilings, bulkheads, cabinets, claddings, non-concrete walls, pipe ducts or other materials and are not readily visible.	冷熱水喉採用銅喉管。水管是部分隱藏及部分外露#。有熱水供應。 # 註：除部分隱藏於混凝土內之水管外，其他部分的水管均為外露。部分外露的水管以假天花、裝飾橫樑、櫃、飾面板、非混凝土牆、管道槽或其他物料覆蓋或掩藏，並不容易看見。



## 3. Interior Fittings 室內裝置

Flat B (Triplex) on B/F, G/F, 1/F &amp; 2/F 地庫、地下、1樓及2樓之單位B (Triplex)

Item	細項	Description	描述
(a) Doors	(a) 門	For the material, finishes and accessories of doors, please refer to the "Schedule of Door Provisions".	有關門的用料、裝修物料及配件，請參閱「門裝置說明表」。
(b) Bathroom	(b) 浴室	Fitted with sanitary wares and fittings include wooden vanity counter with natural stone countertop and metal, vitreous china wash basin with chrome plated wash basin mixer, wooden mirror cabinet with metal, vitreous china water closet, chrome plated towel bar, chrome plated paper holder, chrome plated shower set and shower cubicle with glass door and metal handle. Enamelled steel bathtub (1500mm(L) x 1500mm(W) x 470mm(D)), chrome plated bath mixer and water closet cubicle with glass door and metal handle are only fitted in Master Bathroom. For type and material of water supply system, please refer to item 3(j). For type and material of equipment, please refer to item 6.	選用潔具及配件包括木製洗手盆櫃配天然石材檯面及金屬、搪瓷洗手盆配鍍鉻洗手盆水龍頭、木製鏡櫃配金屬、搪瓷坐廁、鍍鉻毛巾架、鍍鉻廁紙架、鍍鉻花灑套裝及淋浴間配玻璃門及金屬手柄。主人浴室內另設搪瓷鋼板浴缸(1500毫米(長度)x 1500毫米(闊度)x 470毫米(深度))、鍍鉻浴缸水龍頭及坐廁間配玻璃門及金屬手柄。 有關供水系統類型及用料，請參閱細項3(j)。 有關設備類型及用料，請參閱細項6。
(c) Kitchen	(c) 廚房	Fitted with wooden cabinet with wood and lacquer finish door panels and stainless steel sink with chrome plated sink mixer. For material of water supply system, please refer to item 3(j). For type of equipment, please refer to item 6.	選用木製廚櫃配木及焗漆飾面門板、不銹鋼洗滌盆及鍍鉻洗滌盆水龍頭。 有關供水系統的用料，請參閱細項3(j)。 有關設備類型，請參閱細項6。
(d) Bedroom	(d) 睡房	Suite 1&2 - fitted with wooden built-in wardrobe finished with paint, mirror, metal, leather and metal handle. Master Bedroom - fitted with wooden built-in wardrobe finished with wood veneer, metal, leather and leather handle.	套房1及2 - 選用木製嵌入式衣櫃配油漆、鏡、金屬、皮革及金屬手柄。 主人睡房 - 選用木製嵌入式衣櫃配木皮飾面、金屬、皮革及皮革手柄。
(e) Telephone	(e) 電話	For the location and number of connection points, please refer to the "Schedule of Mechanical & Electrical Provisions".	有關接駁點的位置及數目，請參閱「機電裝置數量說明表」。
(f) Aerials	(f) 天線	For the location and number of connection points, please refer to the "Schedule of Mechanical & Electrical Provisions".	有關接駁點的位置及數目，請參閱「機電裝置數量說明表」。
(g) Electrical installations	(g) 電力裝置	Three phase electricity supply with Miniature Circuit Breakers board complete with residual current protection is provided in each residential property. Conduits are partly concealed and partly exposed*. For the location and number of power points and air-conditioner points, please refer to the "Schedule of Mechanical & Electrical Provisions". * Note: Other than those parts of the conduits concealed within concrete, the rest of them are exposed. Exposed conduits are mostly covered or hidden by false ceilings, bulkheads, cabinets, claddings, non-concrete walls, pipe ducts or other materials and are not readily visible.	每個住宅單位裝有三相供電與總電掣箱，並有漏電斷路器。導管是部分隱藏及部分外露*。 有關電插座及空調機接駁點的位置和數目，請參閱「機電裝置數量說明表」。 * 註：除部分隱藏於混凝土內之導管外，其他部分的導管均為外露。外露的導管大部分以假天花、裝飾橫樑、櫃、飾面板、非混凝土牆、管道槽或其他物料覆蓋或掩藏，並不容易看見。
(h) Gas supply	(h) 氣體供應	Town gas points are provided in Kitchen and Garden. Connection point in Kitchen is connected to gas hob.	廚房及花園有煤氣供應點，廚房煤氣供應點連接到氣體煮食爐。
(i) Washing machine connection point	(i) 洗衣機接駁點	Water point of a design of 22mm in diameter and drain point of a design of 40mm in diameter are provided. For the location of connection point, please refer to the "Schedule of Mechanical & Electrical Provisions".	裝有設計為直徑22 毫米的供水位，及設計為直徑40 毫米的去水位。 有關位置，請參閱「機電裝置數量說明表」。
(j) Water supply	(j) 供水	Copper pipes for hot and cold water supply are provided. Water pipes are partly concealed and partly exposed#. Hot water is available. # Note: Other than those parts of the water pipes concealed within concrete, the rest of them are exposed. Some of the exposed water pipes are covered or hidden by false ceilings, bulkheads, cabinets, claddings, non-concrete walls, pipe ducts or other materials and are not readily visible.	冷熱水喉採用銅喉管。水管是部分隱藏及部分外露#。有熱水供應。 # 註：除部分隱藏於混凝土內之水管外，其他部分的水管均為外露。部分外露的水管以假天花、裝飾橫樑、櫃、飾面板、非混凝土牆、管道槽或其他物料覆蓋或掩藏，並不容易看見。

## Fittings, Finishes and Appliances

### 裝置、裝修物料及設備

#### 3. Interior Fittings 室內裝置

Flat A (Superior Duplex) on 3/F & 5/F 3樓及5樓之單位A (Superior Duplex)

Item	細項	Description	描述
(a) Doors	(a) 門	For the material, finishes and accessories of doors, please refer to the "Schedule of Door Provisions".	有關門的用料、裝修物料及配件，請參閱「門裝置說明表」。
(b) Bathroom	(b) 浴室	Fitted with sanitary wares and fittings include wooden vanity counter with natural stone countertop, vitreous china wash basin with chrome plated wash basin mixer, wooden mirror cabinet, vitreous china water closet, chrome plated towel bar(in Bathroom 2),metal towel bar (in Master Bathroom), chrome plated paper holder, chrome plated shower set and shower cubicle with glass door and metal handle. Enamelled steel bathtub (1800mm(L) x 950mm(W) x 500mm(D)), chrome plated bath mixer and water closet cubicle with glass door and metal handle are only fitted in Master Bathroom. For type and material of water supply system, please refer to item 3(j). For type and material of equipment, please refer to item 6.	選用潔具及配件包括木製洗手盆櫃配天然石材檯面、搪瓷洗手盆配鍍鉻洗手盆水龍頭、木製鏡櫃、搪瓷坐廁、鍍鉻毛巾架(設於浴室2)、金屬毛巾架(設於主人浴室)鍍鉻廁紙架、鍍鉻花灑套裝及淋浴間配玻璃門及金屬手柄。主人浴室內另設搪瓷鋼板浴缸(1800毫米(長度)x 950毫米(闊度)x 500毫米(深度))、鍍鉻浴缸水龍頭及坐廁間配玻璃門及金屬手柄。 有關供水系統類型及用料，請參閱細項3(j)。 有關設備類型及用料，請參閱細項6。
(c) Kitchen	(c) 廚房	Fitted with wooden cabinet with wood finish door panels and stainless steel sink with chrome plated sink mixer. For material of water supply system, please refer to item 3(j). For type of equipment, please refer to item 6.	選用木製廚櫃配木飾面門板、不銹鋼洗滌盆及鍍鉻洗滌盆水龍頭。 有關供水系統的用料，請參閱細項3(j)。 有關設備類型，請參閱細項6。
(d) Bedroom	(d) 睡房	Suite 1 - fitted with wooden built-in wardrobe finished with wood veneer and leather handle. Suite 2 - fitted with wooden built-in wardrobe finished with wood veneer, natural stone and leather handle. Master Bedroom - fitted with wooden built-in wardrobe finished with wood veneer and leather handle.	套房1 - 選用木製嵌入式衣櫃配木皮飾面及皮革手柄。 套房2 - 選用木製嵌入式衣櫃配木皮飾面、天然石材及皮革手柄。 主人睡房 - 選用木製嵌入式衣櫃配木皮飾面及皮革手柄。
(e) Telephone	(e) 電話	For the location and number of connection points, please refer to the "Schedule of Mechanical & Electrical Provisions".	有關接駁點的位置及數目，請參閱「機電裝置數量說明表」。
(f) Aerials	(f) 天線	For the location and number of connection points, please refer to the "Schedule of Mechanical & Electrical Provisions".	有關接駁點的位置及數目，請參閱「機電裝置數量說明表」。
(g) Electrical installations	(g) 電力裝置	Three phase electricity supply with Miniature Circuit Breakers board complete with residual current protection is provided in each residential property. Conduits are partly concealed and partly exposed*. For the location and number of power points and air-conditioner points, please refer to the "Schedule of Mechanical & Electrical Provisions". * Note: Other than those parts of the conduits concealed within concrete, the rest of them are exposed. Exposed conduits are mostly covered or hidden by false ceilings, bulkheads, cabinets, claddings, non-concrete walls, pipe ducts or other materials and are not readily visible.	每個住宅單位裝有三相供電與總電掣箱，並有漏電斷路器。導管是部分隱藏及部分外露*。有關電插座及空調機接駁點的位置和數目，請參閱「機電裝置數量說明表」。 * 註：除部分隱藏於混凝土內之導管外，其他部分的導管均為外露。外露的導管大部分以假天花、裝飾橫樑、櫃、飾面板、非混凝土牆、管道槽或其他物料覆蓋或掩藏，並不容易看見。
(h) Gas supply	(h) 氣體供應	Town gas point is provided in Kitchen; and connected to gas hob in Kitchen.	廚房有煤氣供應點，並連接到廚房的氣體煮食爐。
(i) Washing machine connection point	(i) 洗衣機接駁點	Water point of a design of 22mm in diameter and drain point of a design of 40mm in diameter are provided. For the location of connection point, please refer to the "Schedule of Mechanical & Electrical Provisions".	裝有設計為直徑 22 毫米的供水位，及設計為直徑 40 毫米的去水位。 有關位置，請參閱「機電裝置數量說明表」。
(j) Water supply	(j) 供水	Copper pipes for hot and cold water supply are provided. Water pipes are partly concealed and partly exposed#. Hot water is available. # Note: Other than those parts of the water pipes concealed within concrete, the rest of them are exposed. Some of the exposed water pipes are covered or hidden by false ceilings, bulkheads, cabinets, claddings, non-concrete walls, pipe ducts or other materials and are not readily visible.	冷熱水喉採用銅喉管。水管是部分隱藏及部分外露#。有熱水供應。 # 註：除部分隱藏於混凝土內之水管外，其他部分的水管均為外露。部分外露的水管以假天花、裝飾橫樑、櫃、飾面板、非混凝土牆、管道槽或其他物料覆蓋或掩藏，並不容易看見。

## 3. Interior Fittings 室內裝置

Flat A (Duplex) &amp; Flat B (Duplex) on 5/F to 9/F 5樓至9樓單位A(Duplex)及單位B(Duplex)

Item	細項	Description	描述
(a) Doors	(a) 門	For the material, finishes and accessories of doors, please refer to the "Schedule of Door Provisions".	有關門的用料、裝修物料及配件，請參閱「門裝置說明表」。
(b) Bathroom	(b) 浴室	Fitted with sanitary wares and fittings include wooden vanity counter with metal and natural stone countertop, vitreous china wash basin with chrome plated wash basin mixer, wooden mirror cabinet with metal, vitreous china water closet, chrome plated towel bar, chrome plated paper holder, chrome plated shower set and shower cubicle with glass door and metal handle. Enamelled steel bathtub (1676mm(L) x 813mm(W) x 559mm(D)), chrome plated bath mixer and water closet cubicle with glass door and metal handle are only fitted in Master Bathroom. For type and material of water supply system, please refer to item 3(j). For type and material of equipment, please refer to item 6.	選用潔具及配件包括木製洗手盆櫃配金屬及天然石材檯面、搪瓷洗手盆配鍍鉻洗手盆水龍頭、木製鏡櫃配金屬、搪瓷坐廁、鍍鉻毛巾架、鍍鉻廁紙架、鍍鉻花灑套裝及淋浴間配玻璃門及金屬手柄。主人浴室內另設搪瓷鋼板浴缸(1676毫米(長度)x 813毫米(闊度)x 559毫米(深度))、鍍鉻浴缸水龍頭及坐廁間配玻璃門及金屬手柄。 有關供水系統類型及用料，請參閱細項3(j)。 有關設備類型及用料，請參閱細項6。
(c) Kitchen	(c) 廚房	Fitted with wooden cabinet with concrete finish door panels and stainless steel sink with chrome plated sink mixer. For material of water supply system, please refer to item 3(j). For type of equipment, please refer to item 6.	選用木製廚櫃配混凝土飾面門板、不銹鋼洗滌盆及鍍鉻洗滌盆水龍頭。 有關供水系統的用料，請參閱細項3(j)。 有關設備類型，請參閱細項6。
(d) Bedroom	(d) 睡房	(Only in Flat A (Duplex) on 8/F & 9/F) Master Bedroom - fitted with wooden built-in wardrobe finished with wood veneer, leather, fabric and metal handle.	(只於8樓及9樓單位A (Duplex))主人睡房 - 選用木製嵌入式衣櫃配木皮飾面、皮革、布料及金屬手柄。
(e) Telephone	(e) 電話	For the location and number of connection points, please refer to the "Schedule of Mechanical & Electrical Provisions".	有關接駁點的位置及數目，請參閱「機電裝置數量說明表」。
(f) Aerials	(f) 天線	For the location and number of connection points, please refer to the "Schedule of Mechanical & Electrical Provisions".	有關接駁點的位置及數目，請參閱「機電裝置數量說明表」。
(g) Electrical installations	(g) 電力裝置	Three phase electricity supply with Miniature Circuit Breakers board complete with residual current protection is provided in each residential property. Conduits are partly concealed and partly exposed*. For the location and number of power points and air-conditioner points, please refer to the "Schedule of Mechanical & Electrical Provisions". * Note: Other than those parts of the conduits concealed within concrete, the rest of them are exposed. Exposed conduits are mostly covered or hidden by false ceilings, bulkheads, cabinets, claddings, non-concrete walls, pipe ducts or other materials and are not readily visible.	每個住宅單位裝有三相供電與總電掣箱，並有漏電斷路器。導管是部分隱藏及部分外露*。 有關電插座及空調機接駁點的位置和數目，請參閱「機電裝置數量說明表」。 * 註：除部分隱藏於混凝土內之導管外，其他部分的導管均為外露。外露的導管大部分以假天花、裝飾橫樑、櫃、飾面板、非混凝土牆、管道槽或其他物料覆蓋或掩藏，並不容易看見。
(h) Gas supply	(h) 氣體供應	Town gas point is provided in Kitchen; and connected to gas hob in Kitchen.	廚房有煤氣供應點，並連接到廚房的氣體煮食爐。
(i) Washing machine connection point	(i) 洗衣機接駁點	Water point of a design of 22mm in diameter and drain point of a design of 40mm in diameter are provided. For the location of connection point, please refer to the "Schedule of Mechanical & Electrical Provisions".	裝有設計為直徑 22 毫米的供水位，及設計為直徑 40 毫米的去水位。 有關位置，請參閱「機電裝置數量說明表」。
(j) Water supply	(j) 供水	Copper pipes for hot and cold water supply are provided. Water pipes are partly concealed and partly exposed#. Hot water is available. # Note: Other than those parts of the water pipes concealed within concrete, the rest of them are exposed. Some of the exposed water pipes are covered or hidden by false ceilings, bulkheads, cabinets, claddings, non-concrete walls, pipe ducts or other materials and are not readily visible.	冷熱水喉採用銅喉管。水管是部分隱藏及部分外露#。有熱水供應。 # 註：除部分隱藏於混凝土內之水管外，其他部分的水管均為外露。部分外露的水管以假天花、裝飾橫樑、櫃、飾面板、非混凝土牆、管道槽或其他物料覆蓋或掩藏，並不容易看見。



## Fittings, Finishes and Appliances

### 裝置、裝修物料及設備

#### 3. Interior Fittings 室內裝置

Flat B (Duplex) on 9/F & 10/F 9樓及10樓之單位B (Duplex)

Item	細項	Description	描述
(a) Doors	(a) 門	For the material, finishes and accessories of doors, please refer to the "Schedule of Door Provisions".	有關門的用料、裝修物料及配件，請參閱「門裝置說明表」。
(b) Bathroom	(b) 浴室	Fitted with sanitary wares and fittings include wooden vanity counter with natural stone countertop, vitreous china wash basin with chrome plated wash basin mixer, wooden mirror cabinet with metal, vitreous china water closet, chrome plated paper holder, chrome plated shower set and shower cubicle with glass door and metal handle. Enamelled steel bathtub (1676mm(L) x 813mm(W) x 559mm(D)), chrome plated bath mixer and water closet cubicle with glass door and metal handle are only fitted in Master Bathroom. For type and material of water supply system, please refer to item 3(j). For type and material of equipment, please refer to item 6.	選用潔具及配件包括木製洗手盆櫃配天然石材檯面、搪瓷洗手盆配鍍鉻洗手盆水龍頭，木製鏡櫃配金屬、搪瓷坐廁、鍍鉻廁紙架、鍍鉻花灑套裝及淋浴間配玻璃門及金屬手柄。主人浴室內另設搪瓷鋼板浴缸(1676毫米(長度)x 813毫米(闊度)x 559毫米(深度))、鍍鉻浴缸水龍頭及坐廁間配玻璃門及金屬手柄。 有關供水系統類型及用料，請參閱細項3(j)。 有關設備類型及用料，請參閱細項6。
(c) Kitchen	(c) 廚房	Fitted with wooden cabinet with concrete finish door panels and stainless steel sink with chrome plated sink mixer. For material of water supply system, please refer to item 3(j). For type of equipment, please refer to item 6.	選用木製廚櫃配混凝土飾面門板、不銹鋼洗滌盆及鍍鉻洗滌盆水龍頭。 有關供水系統的用料，請參閱細項3(j)。 有關設備類型，請參閱細項6。
(d) Bedroom	(d) 睡房	Suite 1 - fitted with wooden built-in wardrobe finished with wood veneer, metal and leather. Master Bedroom - fitted with wooden built-in wardrobe finished with wood veneer, glass and metal.	套房1 - 選用木製嵌入式衣櫃配木皮飾面、金屬及皮革。 主人睡房 - 選用木製嵌入式衣櫃配木皮飾面、玻璃及金屬。
(e) Telephone	(e) 電話	For the location and number of connection points, please refer to the "Schedule of Mechanical & Electrical Provisions".	有關接駁點的位置及數目，請參閱「機電裝置數量說明表」。
(f) Aerials	(f) 天線	For the location and number of connection points, please refer to the "Schedule of Mechanical & Electrical Provisions".	有關接駁點的位置及數目，請參閱「機電裝置數量說明表」。
(g) Electrical installations	(g) 電力裝置	Three phase electricity supply with Miniature Circuit Breakers board complete with residual current protection is provided in each residential property. Conduits are partly concealed and partly exposed*. For the location and number of power points and air-conditioner points, please refer to the "Schedule of Mechanical & Electrical Provisions". * Note: Other than those parts of the conduits concealed within concrete, the rest of them are exposed. Exposed conduits are mostly covered or hidden by false ceilings, bulkheads, cabinets, claddings, non-concrete walls, pipe ducts or other materials and are not readily visible.	每個住宅單位裝有三相供電與總電掣箱，並有漏電斷路器。導管是部分隱藏及部分外露*。 有關電插座及空調機接駁點的位置和數目，請參閱「機電裝置數量說明表」。 * 註：除部分隱藏於混凝土內之導管外，其他部分的導管均為外露。外露的導管大部分以假天花、裝飾橫樑、櫃、飾面板、非混凝土牆、管道槽或其他物料覆蓋或掩藏，並不容易看見。
(h) Gas supply	(h) 氣體供應	Town gas point is provided in Kitchen; and connected to gas hob in Kitchen.	廚房有煤氣供應點，並連接到廚房的氣體煮食爐。
(i) Washing machine connection point	(i) 洗衣機接駁點	Water point of a design of 22mm in diameter and drain point of a design of 40mm in diameter are provided. For the location of connection point, please refer to the "Schedule of Mechanical & Electrical Provisions".	裝有設計為直徑 22 毫米的供水位，及設計為直徑 40 毫米的去水位。 有關位置，請參閱「機電裝置數量說明表」。
(j) Water supply	(j) 供水	Copper pipes for hot and cold water supply are provided. Water pipes are partly concealed and partly exposed#. Hot water is available. # Note: Other than those parts of the water pipes concealed within concrete, the rest of them are exposed. Some of the exposed water pipes are covered or hidden by false ceilings, bulkheads, cabinets, claddings, non-concrete walls, pipe ducts or other materials and are not readily visible.	冷熱水喉採用銅喉管。水管是部分隱藏及部分外露#。有熱水供應。 # 註：除部分隱藏於混凝土內之水管外，其他部分的水管均為外露。部分外露的水管以假天花、裝飾橫樑、櫃、飾面板、非混凝土牆、管道槽或其他物料覆蓋或掩藏，並不容易看見。



## 3. Interior Fittings 室內裝置

Flat A (Duplex) on 10/F &amp; 11/F 10樓及11樓之單位A (Duplex)

Item	細項	Description	描述
(a) Doors	(a) 門	For the material, finishes and accessories of doors, please refer to the "Schedule of Door Provisions".	有關門的用料、裝修物料及配件，請參閱「門裝置說明表」。
(b) Bathroom	(b) 浴室	Fitted with sanitary wares and fittings include wooden vanity counter with natural stone countertop, vitreous china wash basin with chrome plated wash basin mixer, wooden mirror cabinet with metal, vitreous china water closet, chrome plated towel bar, chrome plated paper holder, chrome plated shower set and shower cubicle with glass door and metal handle. Enamelled steel bathtub (1676mm(L) x 813mm(W) x 559mm(D)), chrome plated bath mixer and water closet cubicle with glass door and metal handle are only fitted in Master Bathroom. For type and material of water supply system, please refer to item 3(j). For type and material of equipment, please refer to item 6.	選用潔具及配件包括木製洗手盆櫃配天然石材檯面、搪瓷洗手盆配鍍鉻洗手盆水龍頭、木製鏡櫃配金屬、搪瓷坐廁、鍍鉻毛巾架、鍍鉻廁紙架、鍍鉻花灑套裝及淋浴間配玻璃門及金屬手柄。主人浴室內另設搪瓷鋼板浴缸(1676毫米(長度)x 813毫米(闊度)x 559毫米(深度))、鍍鉻浴缸水龍頭及坐廁間配玻璃門及金屬手柄。 有關供水系統類型及用料，請參閱細項3(j)。 有關設備類型及用料，請參閱細項6。
(c) Kitchen	(c) 廚房	Fitted with wooden cabinet with lacquer finish door panels and stainless steel sink with chrome plated sink mixer. For material of water supply system, please refer to item 3(j). For type of equipment, please refer to item 6.	選用木製廚櫃配焗漆飾面門板、不銹鋼洗滌盆及鍍鉻洗滌盆水龍頭。 有關供水系統的用料，請參閱細項3(j)。 有關設備類型，請參閱細項6。
(d) Bedroom	(d) 睡房	Suite 1 - fitted with wooden built-in wardrobe finished with leather, lacquer and metal handle. Master Bedroom - fitted with (1) wooden built-in wardrobe finished with wood veneer, leather, mirror and metal handle; (2) wooden built-in wardrobe finished with wood veneer, metal and metal handle.	套房1 - 選用木製嵌入式衣櫃配皮革、焗漆及金屬手柄。 主人睡房 - 選用(1)木製嵌入式衣櫃配木皮飾面、皮革、鏡及金屬手柄；(2)木製嵌入式衣櫃配木皮飾面、金屬及金屬手柄。
(e) Telephone	(e) 電話	For the location and number of connection points, please refer to the "Schedule of Mechanical & Electrical Provisions".	有關接駁點的位置及數目，請參閱「機電裝置數量說明表」。
(f) Aerials	(f) 天線	For the location and number of connection points, please refer to the "Schedule of Mechanical & Electrical Provisions".	有關接駁點的位置及數目，請參閱「機電裝置數量說明表」。
(g) Electrical installations	(g) 電力裝置	Three phase electricity supply with Miniature Circuit Breakers board complete with residual current protection is provided in each residential property. Conduits are partly concealed and partly exposed*. For the location and number of power points and air-conditioner points, please refer to the "Schedule of Mechanical & Electrical Provisions". * Note: Other than those parts of the conduits concealed within concrete, the rest of them are exposed. Exposed conduits are mostly covered or hidden by false ceilings, bulkheads, cabinets, claddings, non-concrete walls, pipe ducts or other materials and are not readily visible.	每個住宅單位裝有三相供電與總電掣箱，並有漏電斷路器。導管是部分隱藏及部分外露*。 有關電插座及空調機接駁點的位置和數目，請參閱「機電裝置數量說明表」。 * 註：除部分隱藏於混凝土內之導管外，其他部分的導管均為外露。外露的導管大部分以假天花、裝飾橫樑、櫃、飾面板、非混凝土牆、管道槽或其他物料覆蓋或掩藏，並不容易看見。
(h) Gas supply	(h) 氣體供應	Town gas point is provided in Kitchen; and connected to gas hob in Kitchen.	廚房有煤氣供應點，並連接到廚房的氣體煮食爐。
(i) Washing machine connection point	(i) 洗衣機接駁點	Water point of a design of 22mm in diameter and drain point of a design of 40mm in diameter are provided. For the location of connection point, please refer to the "Schedule of Mechanical & Electrical Provisions".	裝有設計為直徑 22 毫米的供水位，及設計為直徑 40 毫米的去水位。 有關位置，請參閱「機電裝置數量說明表」。
(j) Water supply	(j) 供水	Copper pipes for hot and cold water supply are provided. Water pipes are partly concealed and partly exposed#. Hot water is available. # Note: Other than those parts of the water pipes concealed within concrete, the rest of them are exposed. Some of the exposed water pipes are covered or hidden by false ceilings, bulkheads, cabinets, claddings, non-concrete walls, pipe ducts or other materials and are not readily visible.	冷熱水喉採用銅喉管。水管是部分隱藏及部分外露#。有熱水供應。 # 註：除部分隱藏於混凝土內之水管外，其他部分的水管均為外露。部分外露的水管以假天花、裝飾橫樑、櫃、飾面板、非混凝土牆、管道槽或其他物料覆蓋或掩藏，並不容易看見。

## Fittings, Finishes and Appliances

### 裝置、裝修物料及設備

#### 3. Interior Fittings 室內裝置

Flat B (Superior Duplex) on 11/F & 12/F 11樓及12樓之單位B (Superior Duplex)

Item	細項	Description	描述
(a) Doors	(a) 門	For the material, finishes and accessories of doors, please refer to the "Schedule of Door Provisions".	有關門的用料、裝修物料及配件，請參閱「門裝置說明表」。
(b) Bathroom	(b) 浴室	Fitted with sanitary wares and fittings include wooden vanity counter with natural stone countertop, vitreous china wash basin with chrome plated wash basin mixer, wooden mirror cabinet with metal, vitreous china water closet, chrome plated towel bar, chrome plated paper holder, chrome plated shower set and shower cubicle with glass door and metal handle. Enamelled steel bathtub (1676mm(L) x 813mm(W) x 559mm(D)), chrome plated bath mixer and water closet cubicle with glass door and metal handle are only fitted in Master Bathroom. For type and material of water supply system, please refer to item 3(j). For type and material of equipment, please refer to item 6.	選用潔具及配件包括木製洗手盆櫃配天然石材檯面、搪瓷洗手盆配鍍鉻洗手盆水龍頭、木製鏡櫃配金屬、搪瓷坐廁、鍍鉻毛巾架、鍍鉻廁紙架、鍍鉻花灑套裝及淋浴間配玻璃門及金屬手柄。主人浴室內另設搪瓷鋼板浴缸(1676毫米(長度)x 813毫米(闊度)x 559毫米(深度))、鍍鉻浴缸水龍頭及坐廁間配玻璃門及金屬手柄。 有關供水系統類型及用料，請參閱細項3(j)。 有關設備類型及用料，請參閱細項6。
(c) Kitchen	(c) 廚房	Fitted with wooden cabinet with wood finish door panels and stainless steel sink with chrome plated sink mixer. For material of water supply system, please refer to item 3(j). For type of equipment, please refer to item 6.	選用木製廚櫃配木飾面門板、不銹鋼洗滌盆及鍍鉻洗滌盆水龍頭。 有關供水系統的用料，請參閱細項3(j)。 有關設備類型，請參閱細項6。
(d) Bedroom	(d) 睡房	No fittings.	沒有裝置。
(e) Telephone	(e) 電話	For the location and number of connection points, please refer to the "Schedule of Mechanical & Electrical Provisions".	有關接駁點的位置及數目，請參閱「機電裝置數量說明表」。
(f) Aerials	(f) 天線	For the location and number of connection points, please refer to the "Schedule of Mechanical & Electrical Provisions".	有關接駁點的位置及數目，請參閱「機電裝置數量說明表」。
(g) Electrical installations	(g) 電力裝置	Three phase electricity supply with Miniature Circuit Breakers board complete with residual current protection is provided in each residential property. Conduits are partly concealed and partly exposed*. For the location and number of power points and air-conditioner points, please refer to the "Schedule of Mechanical & Electrical Provisions". * Note: Other than those parts of the conduits concealed within concrete, the rest of them are exposed. Exposed conduits are mostly covered or hidden by false ceilings, bulkheads, cabinets, claddings, non-concrete walls, pipe ducts or other materials and are not readily visible.	每個住宅單位裝有三相供電與總電掣箱，並有漏電斷路器。導管是部分隱藏及部分外露*。 有關電插座及空調機接駁點的位置和數目，請參閱「機電裝置數量說明表」。 * 註：除部分隱藏於混凝土內之導管外，其他部分的導管均為外露。外露的導管大部分以假天花、裝飾橫樑、櫃、飾面板、非混凝土牆、管道槽或其他物料覆蓋或掩藏，並不容易看見。
(h) Gas supply	(h) 氣體供應	Town gas point is provided in Kitchen; and connected to gas hob in Kitchen.	廚房有煤氣供應點，並連接到廚房的氣體煮食爐。
(i) Washing machine connection point	(i) 洗衣機接駁點	Water point of a design of 22mm in diameter and drain point of a design of 40mm in diameter are provided. For the location of connection point, please refer to the "Schedule of Mechanical & Electrical Provisions".	裝有設計為直徑22毫米的供水位，及設計為直徑40毫米的去水位。 有關位置，請參閱「機電裝置數量說明表」。
(j) Water supply	(j) 供水	Copper pipes for hot and cold water supply are provided. Water pipes are partly concealed and partly exposed#. Hot water is available. # Note: Other than those parts of the water pipes concealed within concrete, the rest of them are exposed. Some of the exposed water pipes are covered or hidden by false ceilings, bulkheads, cabinets, claddings, non-concrete walls, pipe ducts or other materials and are not readily visible.	冷熱水喉採用銅喉管。水管是部分隱藏及部分外露#。有熱水供應。 # 註：除部分隱藏於混凝土內之水管外，其他部分的水管均為外露。部分外露的水管以假天花、裝飾橫樑、櫃、飾面板、非混凝土牆、管道槽或其他物料覆蓋或掩藏，並不容易看見。

## 3. Interior Fittings 室內裝置

Flat A (Simplex) on 15/F to 18/F 15樓至18樓之單位A (Simplex)

Item	細項	Description	描述
(a) Doors	(a) 門	For the material, finishes and accessories of doors, please refer to the "Schedule of Door Provisions".	有關門的用料、裝修物料及配件，請參閱「門裝置說明表」。
(b) Bathroom	(b) 浴室	Fitted with vitreous china wash basin, chrome plated wash basin mixer, chrome plated shower mixer and vitreous china water closet. For type and material of water supply system, please refer to item 3(j). For type and material of equipment, please refer to item 6.	選用搪瓷洗手盆、鍍鉻洗手盆水龍頭、鍍鉻花灑水龍頭及搪瓷坐廁。 有關供水系統類型及用料，請參閱細項 3(j)。 有關設備類型及用料，請參閱細項 6。
(c) Kitchen	(c) 廚房	Fitted with stainless steel sink and chrome plated sink mixer. No kitchen cabinet is provided. For material of water supply system, please refer to item 3(j). For type of equipment, please refer to item 6.	選用上不銹鋼洗滌盆及鍍鉻洗滌盆水龍頭。不設廚櫃。 有關供水系統的用料，請參閱細項 3(j)。 有關設備類型，請參閱細項 6。
(d) Bedroom	(d) 睡房	No fittings.	沒有裝置。
(e) Telephone	(e) 電話	For the location and number of connection points, please refer to the "Schedule of Mechanical & Electrical Provisions".	有關接駁點的位置及數目，請參閱「機電裝置數量說明表」。
(f) Aerials	(f) 天線	For the location and number of connection points, please refer to the "Schedule of Mechanical & Electrical Provisions".	有關接駁點的位置及數目，請參閱「機電裝置數量說明表」。
(g) Electrical installations	(g) 電力裝置	Three phase electricity supply with Miniature Circuit Breakers board complete with residual current protection is provided in each residential property. Conduits are partly concealed and partly exposed*. For the location and number of power points and air-conditioner points, please refer to the "Schedule of Mechanical & Electrical Provisions". * Note: Other than those parts of the conduits concealed within concrete, the rest of them are exposed. Exposed conduits are mostly covered or hidden by false ceilings, bulkheads, cabinets, claddings, non-concrete walls, pipe ducts or other materials and are not readily visible.	每個住宅單位裝有三相供電與總電掣箱，並有漏電斷路器。導管是部分隱藏及部分外露*。 有關電插座及空調機接駁點的位置和數目，請參閱「機電裝置數量說明表」。 * 註：除部分隱藏於混凝土內之導管外，其他部分的導管均為外露。外露的導管大部分以假天花、裝飾橫樑、櫃、飾面板、非混凝土牆、管道槽或其他物料覆蓋或掩藏，並不容易看見。
(h) Gas supply	(h) 氣體供應	Town gas point is provided in Kitchen.	廚房有煤氣供應點。
(i) Washing machine connection point	(i) 洗衣機接駁點	Water point of a design of 22mm in diameter and drain point of a design of 40mm in diameter are provided. For the location of connection point, please refer to the "Schedule of Mechanical & Electrical Provisions".	裝有設計為直徑 22 毫米的供水位，及設計為直徑 40 毫米的去水位。 有關位置，請參閱「機電裝置數量說明表」。
(j) Water supply	(j) 供水	Copper pipes for hot and cold water supply are provided. Water pipes are partly concealed and partly exposed#. Hot water is available. # Note: Other than those parts of the water pipes concealed within concrete, the rest of them are exposed. Some of the exposed water pipes are covered or hidden by false ceilings, bulkheads, cabinets, claddings, non-concrete walls, pipe ducts or other materials and are not readily visible.	冷熱水喉採用銅喉管。水管是部分隱藏及部分外露#。有熱水供應。 # 註：除部分隱藏於混凝土內之水管外，其他部分的水管均為外露。部分外露的水管以假天花、裝飾橫樑、櫃、飾面板、非混凝土牆、管道槽或其他物料覆蓋或掩藏，並不容易看見。



## Fittings, Finishes and Appliances

### 裝置、裝修物料及設備

#### 3. Interior Fittings 室內裝置

Flat A (Master Duplex) on 19/F & 20/F 19樓及20樓之單位A (Master Duplex)

Item	細項	Description	描述
(a) Doors	(a) 門	For the material, finishes and accessories of doors, please refer to the "Schedule of Door Provisions".	有關門的用料、裝修物料及配件，請參閱「門裝置說明表」。
(b) Bathroom	(b) 浴室	Fitted with sanitary wares and fittings in Bathroom 1 include wooden vanity counter with natural stone finish and natural stone countertop, natural stone wash basin with chrome plated wash basin mixer, wooden mirror cabinet, vitreous china water closet, chrome plated paper holder, chrome plated robe hook, chrome plated shower set, shower cubicle and water closet cubicle with metal and glass door and handle. Fitted with sanitary wares and fittings in Master Bathroom 1 include wooden vanity counter with natural stone finish and natural stone countertop, natural stone wash basin with stainless steel wash basin mixer, mirror, chrome plated towel bar, chrome plated robe hook, stainless steel shower set, shower cubicle with metal and glass door and handle. Fitted with sanitary wares and fittings in Master Bathroom 2 include wooden vanity counter with natural stone finish and natural stone countertop, natural stone wash basin with chrome plated wash basin mixer, mirror, vitreous china water closet, chrome plated towel bar, chrome plated paper holder, chrome plated robe hook, chrome plated shower set, shower cubicle and water closet cubicle with metal and glass door and handle, natural stone bathtub (1850mm(L) x 950mm(W) x 530mm(D)), chrome plated bath mixer. Fitted with sanitary wares and fittings in Master Bathroom 3 include wooden vanity counter with natural stone and metal finish and natural stone countertop, natural stone wash basin with chrome plated wash basin mixer, mirror, corian bathtub (1850mm(L) x 950mm(W) x 530mm(D)), chrome plated bath mixer. For type and material of water supply system, please refer to item 3(j). For type and material of equipment, please refer to item 6.	浴室1選用潔具及配件包括木製洗手盆櫃配天然石材飾面及天然石材櫃面、天然石材洗手盆配鍍鉻洗手盆水龍頭、木製鏡櫃、搪瓷坐廁、鍍鉻廁紙架、鍍鉻掛勾、鍍鉻花灑套裝、淋浴間及坐廁間配金屬及玻璃門及手柄。 主人浴室1選用潔具及配件包括木製洗手盆櫃配天然石材飾面及天然石材櫃面、天然石材洗手盆配不銹鋼洗手盆水龍頭、鏡、鍍鉻手巾架、鍍鉻掛勾、不銹鋼花灑套裝、淋浴間配金屬及玻璃門及手柄。 主人浴室2選用潔具及配件包括木製洗手盆櫃配天然石材飾面及天然石材櫃面、天然石材洗手盆配鍍鉻洗手盆水龍頭、鏡、搪瓷坐廁、鍍鉻手巾架、鍍鉻廁紙架、鍍鉻掛勾、鍍鉻花灑套裝、淋浴間及坐廁間配金屬及玻璃門及手柄、天然石材浴缸(1850毫米(長度)X950毫米(闊度)X530毫米(深度))、鍍鉻浴室水龍頭。 主人浴室3選用潔具及配件包括木製洗手盆櫃配天然石材及金屬飾面及天然石材櫃面、天然石材洗手盆配鍍鉻洗手盆水龍頭、鏡、合成材料浴缸(1850毫米長度X950毫米闊度X530毫米深度)、鍍鉻浴室水龍頭。 有關供水系統類型及用料，請參閱細項3(j)。 有關設備類型及用料，請參閱細項6。
(c) Kitchen	(c) 廚房	Fitted with wooden cabinet with wood finish door panels and stainless steel sink with stainless steel sink mixer. For material of water supply system, please refer to item 3(j). For type of equipment, please refer to item 6.	選用木製廚櫃配木飾面門板、不銹鋼洗滌盆及不銹鋼水龍頭。 有關供水系統的用料，請參閱細項3(j)。 有關設備類型，請參閱細項6。
(d) Bedroom	(d) 睡房	Suite 1 - fitted with wooden built-in wardrobe finished with wood veneer, wallpaper and metal. Master Bedroom 1 - fitted with (1) wooden built-in wardrobe finished with wood veneer, fabric, glass and metal; (2) wooden built-in wardrobe finished with wood veneer, glass, fabric and metal handle. Master Bedroom 2 - fitted with wooden built-in wardrobe finished with wallpaper and metal.	套房1 - 選用木製嵌入式衣櫃配木皮飾面、牆紙及金屬。 主人睡房1 - 選用(1)木製嵌入式衣櫃配木皮飾面、布料、玻璃及金屬；(2)木製嵌入式衣櫃配木皮飾面、玻璃、布料及金屬手柄。 主人睡房2 - 選用木製嵌入式衣櫃配牆紙及金屬。
(e) Telephone	(e) 電話	For the location and number of connection points, please refer to the "Schedule of Mechanical & Electrical Provisions".	有關接駁點的位置及數目，請參閱「機電裝置數量說明表」。
(f) Aerials	(f) 天線	For the location and number of connection points, please refer to the "Schedule of Mechanical & Electrical Provisions".	有關接駁點的位置及數目，請參閱「機電裝置數量說明表」。
(g) Electrical installations	(g) 電力裝置	Three phase electricity supply with Miniature Circuit Breakers board complete with residual current protection is provided in each residential property. Conduits are partly concealed and partly exposed*. For the location and number of power points and air-conditioner points, please refer to the "Schedule of Mechanical & Electrical Provisions". * Note: Other than those parts of the conduits concealed within concrete, the rest of them are exposed. Exposed conduits are mostly covered or hidden by false ceilings, bulkheads, cabinets, claddings, non-concrete walls, pipe ducts or other materials and are not readily visible.	每個住宅單位裝有三相供電與總電掣箱，並有漏電斷路器。導管是部分隱藏及部分外露*。 有關電插座及空調機接駁點的位置和數目，請參閱「機電裝置數量說明表」。 * 註：除部分隱藏於混凝土內之導管外，其他部分的導管均為外露。外露的導管大部分以假天花、裝飾橫樑、櫃、飾面板、非混凝土牆、管道槽或其他物料覆蓋或掩藏，並不容易看見。
(h) Gas supply	(h) 氣體供應	Town gas point is provided in Kitchen; and connected to gas hob in Kitchen.	廚房有煤氣供應點，並連接到廚房的氣體煮食爐。
(i) Washing machine connection point	(i) 洗衣機接駁點	Water point of a design of 22mm in diameter and drain point of a design of 40mm in diameter are provided. For the location of connection point, please refer to the "Schedule of Mechanical & Electrical Provisions".	裝有設計為直徑 22 毫米的供水位，及設計為直徑 40 毫米的去水位。 有關位置，請參閱「機電裝置數量說明表」。
(j) Water supply	(j) 供水	Copper pipes for hot and cold water supply are provided. Water pipes are partly concealed and partly exposed#. Hot water is available. # Note: Other than those parts of the water pipes concealed within concrete, the rest of them are exposed. Some of the exposed water pipes are covered or hidden by false ceilings, bulkheads, cabinets, claddings, non-concrete walls, pipe ducts or other materials and are not readily visible.	冷熱水喉採用銅喉管。水管是部分隱藏及部分外露#。有熱水供應。 # 註：除部分隱藏於混凝土內之水管外，其他部分的水管均為外露。部分外露的水管以假天花、裝飾橫樑、櫃、飾面板、非混凝土牆、管道槽或其他物料覆蓋或掩藏，並不容易看見。



## 3. Interior Fittings 室內裝置

Flat A (Penthouse) on 21/F, 22/F &amp; 23/F 21樓、22樓及23樓之單位A (Penthouse)

Item	細項	Description	描述
(a) Doors	(a) 門	For the material, finishes and accessories of doors, please refer to the "Schedule of Door Provisions".	有關門的用料、裝修物料及配件，請參閱「門裝置說明表」。
(b) Bathroom	(b) 浴室	Fitted with sanitary wares and fittings in Bathroom include wooden vanity counter with natural stone countertop, vitreous china wash basin with chrome plated wash basin mixer, wooden mirror cabinet, vitreous china water closet, chrome plated towel bar, chrome plated paper holder, chrome plate robe hook, chrome plated shower set and shower cubicle with glass door and metal handle. Durasolid steel bathtub (1800mm(L) x 1000mm(W) x 520mm(D)), chrome plated bath mixer and water closet cubicle with glass door and metal handle are only fitted in Bathroom 1. Fitted with sanitary wares and fittings in Master Bathroom 1 include wooden vanity counter with natural stone and metal finish and natural stone countertop, natural stone wash basin with chrome plated wash basin mixer, wooden mirror cabinet, vitreous china water closet, chrome plated towel bar, chrome plated paper holder, chrome plate robe hook, chrome plated shower set, shower cubicle with glass door and metal handle, enameled steel bathtub (1800mm(L) x 1029mm(W) x 500mm(D)), chrome plated bath mixer and water closet cubicle with glass door and metal handle. Fitted with sanitary wares and fittings in Master Bathroom 2 include wooden vanity counter with natural stone and metal finish and natural stone countertop, natural stone wash basin with gunmetal finished wash basin mixer, wooden mirror, vitreous china water closet, gunmetal finished towel bar, gunmetal finished paper holder, gunmetal robe hook, gunmetal finished shower set, shower cubicle and water closet cubicle with glass door and metal handle. For type and material of water supply system, please refer to item 3(j). For type and material of equipment, please refer to item 6.	浴室選用潔具及配件包括木製洗手盆櫃配天然石材檯面、搪瓷洗手盆配鍍鉻洗手盆水龍頭、木製鏡櫃、搪瓷坐廁、鍍鉻毛巾架、鍍鉻廁紙架、鍍鉻掛勾、鍍鉻花灑套裝及淋浴間陪玻璃門及金屬手柄。浴室1內另設合成材料浴缸(1800毫米(長度)X1000毫米(闊度)X520毫米(深度))、鍍鉻浴室水龍頭及坐廁間配玻璃門及金屬手柄。 主人浴室1選用潔具及配件包括木製洗手盆櫃配天然石材及金屬飾面及天然石材檯面、天然石材洗手盆配鍍鉻飾面水龍頭、木製鏡櫃、搪瓷坐廁、鍍鉻毛巾架、鍍鉻廁紙架、鍍鉻掛勾、鍍鉻花灑套裝、淋浴間陪玻璃門及金屬手柄、搪瓷板浴缸(1800毫米(長度)X1029毫米(闊度)X500毫米(深度))、鍍鉻浴室水龍頭及坐廁間配玻璃門及金屬手柄。 主人浴室2選用潔具及配件包括木製洗手盆櫃配天然石材及金屬飾面及天然石材檯面、天然石材洗手盆配青銅飾面洗手盆水龍頭、木製鏡、搪瓷坐廁、青銅毛巾架、青銅廁紙架、青銅掛勾、青銅花灑套裝、坐廁間及淋浴間配玻璃門及金屬手柄。 有關供水系統類型及用料，請參閱細項3(j)。 有關設備類型及用料，請參閱細項6。
(c) Kitchen	(c) 廚房	Fitted with wooden cabinet with wood finish door panels and stainless steel sink with chrome plated sink mixer. For material of water supply system, please refer to item 3(j). For type of equipment, please refer to item 6.	選用木製廚櫃配木飾面門板、不銹鋼洗滌盆及鍍鉻洗滌盆水龍頭。 有關供水系統的用料，請參閱細項3(j)。 有關設備類型，請參閱細項6。
(d) Bedroom	(d) 睡房	Suite 1 - fitted with wooden built-in wardrobe finished with high-gross paint, metal, fabric with timber and metal handle. Suite 2 - fitted with wooden built-in wardrobe finished with high-gross paint, metal and metal handle. Suite 3 - fitted with wooden built-in shelf and wooden built-in wardrobe finished with high-gross paint, metal and metal handle. Master Bedroom - fitted with wooden side table and wooden built-in wardrobe finished with wood veneer, glass, leather and metal handle.	套房1 - 選用木製嵌入式衣櫃配高光油漆、金屬、布料、木材及金屬手柄。 套房2 - 選用木製嵌入式衣櫃配高光油漆、金屬及金屬手柄。 套房3 - 選用木製嵌入式架及衣櫃配高光油漆、金屬及金屬手柄。 主人睡房 - 選用木邊桌及木製嵌入式衣櫃配木皮飾面、玻璃、皮革及金屬手柄。
(e) Telephone	(e) 電話	For the location and number of connection points, please refer to the "Schedule of Mechanical & Electrical Provisions".	有關接駁點的位置及數目，請參閱「機電裝置數量說明表」。
(f) Aerials	(f) 天線	For the location and number of connection points, please refer to the "Schedule of Mechanical & Electrical Provisions".	有關接駁點的位置及數目，請參閱「機電裝置數量說明表」。
(g) Electrical installations	(g) 電力裝置	Three phase electricity supply with Miniature Circuit Breakers board complete with residual current protection is provided in each residential property. Conduits are partly concealed and partly exposed*. For the location and number of power points and air-conditioner points, please refer to the "Schedule of Mechanical & Electrical Provisions". * Note: Other than those parts of the conduits concealed within concrete, the rest of them are exposed. Exposed conduits are mostly covered or hidden by false ceilings, bulkheads, cabinets, claddings, non-concrete walls, pipe ducts or other materials and are not readily visible.	每個住宅單位裝有三相供電與總電掣箱，並有漏電斷路器。導管是部分隱藏及部分外露*。 有關電插座及空調機接駁點的位置和數目，請參閱「機電裝置數量說明表」。 * 註：除部分隱藏於混凝土內之導管外，其他部分的導管均為外露。外露的導管大部分以假天花、裝飾橫樑、櫃、飾面板、非混凝土牆、管道槽或其他物料覆蓋或掩藏，並不容易看見。
(h) Gas supply	(h) 氣體供應	Town gas points are provided in Kitchen and Flat Roof on 22/F. Connection point in Kitchen is connected to gas hob.	廚房及 22 樓之平台有煤氣供應點，廚房煤氣供應點連接到氣體煮食爐。
(i) Washing machine connection point	(i) 洗衣機接駁點	Water point of a design of 22mm in diameter and drain point of a design of 40mm in diameter are provided. For the location of connection point, please refer to the "Schedule of Mechanical & Electrical Provisions".	裝有設計為直徑 22 毫米的供水位，及設計為直徑 40 毫米的去水位。 有關位置，請參閱「機電裝置數量說明表」。
(j) Water supply	(j) 供水	Copper pipes for hot and cold water supply are provided. Water pipes are partly concealed and partly exposed#. Hot water is available. # Note: Other than those parts of the water pipes concealed within concrete, the rest of them are exposed. Some of the exposed water pipes are covered or hidden by false ceilings, bulkheads, cabinets, claddings, non-concrete walls, pipe ducts or other materials and are not readily visible.	冷熱水喉採用銅喉管。水管是部分隱藏及部分外露#。有熱水供應。 # 註：除部分隱藏於混凝土內之水管外，其他部分的水管均為外露。部分外露的水管以假天花、裝飾橫樑、櫃、飾面板、非混凝土牆、管道槽或其他物料覆蓋或掩藏，並不容易看見。

## Fittings, Finishes and Appliances

### 裝置、裝修物料及設備

#### 4. Miscellaneous 雜項

Item	細項	Description	描述
(a) Lifts	升降機	<p>Brand name: BUGA OTIS Model number: SKYRISE Number: 1 Floors served: B/F to 3/F, 5/F to 12/F, 15/F to 23/F</p> <p>Brand name: BUGA OTIS Model number: SKYRISE Number: 1 Floors served: B/F to 3/F, 5/F to 12/F, 15/F to 22/F</p> <p>Brand name: Daldoss Model number: Easylife Number: 2 Floors served: B/F to 2/F</p> <p>Brand name: Aire Model number: APE-800 Number: 1 Floors served: 21/F to 23/F</p>	<p>品牌名稱：BUGA OTIS 產品型號：SKYRISE 數目：1 到達的樓層：地庫至3樓, 5樓至12樓, 15樓至23樓</p> <p>品牌名稱：BUGA OTIS 產品型號：SKYRISE 數目：1 到達的樓層：地庫至3樓, 5樓至12樓, 15樓至22樓</p> <p>品牌名稱：Daldoss 產品型號：Easylife 數目：2 到達的樓層：地庫至2樓</p> <p>品牌名稱：Aire 產品型號：APE-800 數目：1 到達的樓層：21/F to 23/F</p>
(b) Letter box	信箱	Metal and timber	金屬和木
(c) Refuse collection	垃圾收集	Refuse Storage and Material Recovery Room at each residential property for collection of refuse by cleaners. Refuse Storage Chamber is provided at B/F.	每個住宅物業設有垃圾及物料回收室，由清潔工人收集垃圾。地庫設有垃圾房。
(d) Water meter, electricity meter and gas meter	水錶、電錶及氣體錶	<p>Separate water meter for each residential property is provided at the common Water Meter Cabinet on respective residential floor.</p> <p>Separate electricity meter for each residential property is provided at the common Electricity Meter Room or Common Electricity Meter cabinet on respective residential floor.</p> <p>Separate gas meter for each residential property is provided at the Kitchen of each residential property.</p>	<p>每個住宅物業之獨立水錶設於每層住宅樓層之公共水錶櫃。</p> <p>每個住宅物業之獨立電錶設於每層住宅樓層之公共電錶房或公共電錶櫃。</p> <p>每個住宅物業之獨立煤氣錶設於每個住宅物業之廚房。</p>

#### 5. Security facilities 保安設施

Item	細項	Description	描述
Security facilities	保安設施	CCTV cameras are provided at the external walls of the Development, carpark entrance on G/F, carpark entrance on B/F, Fireman's Lift Lobby on G/F, Carpark Lift Lobby, Service Lift Lobby on B/F and inside lifts. Visitor intercom panel and smart card system are provided at Fireman's Lift Lobby on G/F, Carpark Lift Lobby, Service Lift Lobby on B/F and all entrances doors of Flat A (Triplex) and Flat B (Triplex). Video door phone is provided adjacent to the entrance for each residential property.	<p>發展項目的外牆、地下停車場入口、地庫停車場入口、地下消防員升降機大堂、停車場升降機大堂、地庫服務升降機大堂及升降機內均設有閉路電視。</p> <p>地下消防員升降機大堂、停車場升降機大堂、地庫服務升降機大堂、單位 A(Triplex) 及單位 B(Triplex) 的所有入口大門均設有進出訪客對講機及智能卡系統。每個住宅單位於入口位置均裝有視像對講機。</p>

The Vendor undertakes that if lifts or appliances of the specified brand name or model number are not installed in the Development, lifts or appliances of comparable quality will be installed.

賣方承諾如發展項目中沒有安裝指明的品牌名稱或產品型號的升降機或設備，賣方將會安裝品質相若的升降機或設備。

## 6. Appliances 設備

Floor 樓層	Flat 單位	Kitchen 廚房											
		Gas Hob 氣體煮食爐		Induction Hob 電磁爐		Cooker Hood 抽油煙機		Oven 焗爐		Steam combi Oven 蒸焗爐		Wine Storage 酒櫃	
		Brand 品牌	Model 型號	Brand 品牌	Model 型號	Brand 品牌	Model 型號	Brand 品牌	Model 型號	Brand 品牌	Model 型號	Brand 品牌	Model 型號
B/F, G/F, 1/F & 2/F 地庫、地下、1樓及2樓	Flat A (Triplex) 單位A (Triplex)	Miele	CS 1028 G CS 1013-1	Miele	CS 1212-1 i	Miele	DA422-6 C	Miele	H 6890 BP	Miele	DGC 6860X	Not Applicable 不適用	Not Applicable 不適用
	Flat B (Triplex) 單位B (Triplex)	Miele	CS 1028 G CS 1013-1	Miele	CS 1212-1 i	Miele	DA422-6 C	Miele	H 6890 BP	Miele	DGC 6860X	Not Applicable 不適用	Not Applicable 不適用
3/F & 5/F 3樓及5樓	Flat A (Superior Duplex) 單位A (Superior Duplex)	Miele	CS 1028 G CS 1013-1	Miele	CS 1212-1 i	Miele	DA420-6	Miele	H 6890 BP	Miele	DGC 6860X	Not Applicable 不適用	Not Applicable 不適用
5/F & 6/F 5樓及6樓	Flat B (Duplex) 單位B (Duplex)	Miele	CS 1018 CS 1013-1	Miele	CS 1212-1 i	Miele	DA3496 HP	Not Applicable 不適用	Not Applicable 不適用	Miele	DGC 6860	Not Applicable 不適用	Not Applicable 不適用
6/F & 7/F 6樓及7樓	Flat A (Duplex) 單位A (Duplex)	Miele	CS 1018 CS 1013-1	Miele	CS 1212-1 i	Miele	DA3496 HP	Not Applicable 不適用	Not Applicable 不適用	Miele	DGC 6860	Not Applicable 不適用	Not Applicable 不適用
7/F & 8/F 7樓及8樓	Flat B (Duplex) 單位B (Duplex)	Miele	CS 1018 CS 1013-1	Miele	CS 1212-1 i	Miele	DA3496 HP	Not Applicable 不適用	Not Applicable 不適用	Miele	DGC 6860	Not Applicable 不適用	Not Applicable 不適用
8/F & 9/F 8樓及9樓	Flat A (Duplex) 單位A (Duplex)	Miele	CS 1018 CS 1013-1	Miele	CS 1212-1 i	Miele	DA3496 HP	Not Applicable 不適用	Not Applicable 不適用	Miele	DGC 6860	Not Applicable 不適用	Not Applicable 不適用
9/F & 10/F 9樓及10樓	Flat B (Duplex) 單位B (Duplex)	Miele	CS 1018 CS 1013-1	Miele	CS 1212-1 i	Miele	DA3496 HP	Not Applicable 不適用	Not Applicable 不適用	Miele	DGC 6860	Sub-Zero	ICBIW-24
10/F & 11/F 10樓及11樓	Flat A (Duplex) 單位A (Duplex)	Miele	CS 1018 CS 1013-1	Miele	CS 1212-1 i	Miele	DA3496 HP	Not Applicable 不適用	Not Applicable 不適用	Miele	DGC 6860	Not Applicable 不適用	Not Applicable 不適用
11/F & 12/F 11樓及12樓	Flat B (Superior Duplex) 單位B (Superior Duplex)	Miele	CS 1028 G CS 1013-1	Miele	CS 1212-1 i	Miele	DA422-6 C	Miele	H 6890 BP	Miele	DGC 6860X	Sub-Zero	ICBIW-24
19/F & 20/F 19樓及20樓	Flat A (Master Duplex) 單位A (Master Duplex)	Unico	Square1	Miele	CS 1212-1 i	Unico	Custom Made 定制	Miele	H 6890 BP	Miele	DGC 6860X	Not Applicable 不適用	Not Applicable 不適用
21/F, 22/F & 23/F 21樓、22樓及23樓	Flat A (Penthouse) 單位A (Penthouse)	Unico	Square1	Miele	CS 1212-1 i	Unico Miele	Custom Made 定制 DA3466	Miele	H 6890 BP	Miele	DGC 6860X	Sub-Zero	ICBIW-24

The Vendor undertakes that if lifts or appliances of the specified brand name or model number are not installed in the Development, lifts or appliances of comparable quality will be installed.

賣方承諾如發展項目中沒有安裝指明的品牌名稱或產品型號的升降機或設備，賣方將會安裝品質相若的升降機或設備。



# Fittings, Finishes and Appliances

## 裝置、裝修物料及設備

### 6. Appliances 設備

Floor 樓層	Flat 單位	Kitchen 廚房								Master Bathroom and Bathroom 主人浴室及浴室			
		Refrigerator 雪櫃		Dishwasher 洗碗碟機		Warming Drawer 暖碟機		Vacuum Sealing Drawer 抽真空機		Mirror Heater Mat 防霧裝置		Floor Heat System 地暖系統	
		Brand 品牌	Model 型號	Brand 品牌	Model 型號	Brand 品牌	Model 型號	Brand 品牌	Model 型號	Brand 品牌	Model 型號	Brand 品牌	Model 型號
B/F, G/F, 1/F & 2/F 地庫、地下、1樓及2樓	Flat A (Triplex) 單位A (Triplex)	Sub-Zero	ICBIC-24C ICBIC-24R ICBIC-24FI	Miele	G 6770 SCVi	Not Applicable 不適用	Not Applicable 不適用	Miele	EVS 6214	Defogster	BS001	WARM UP	Warmup 3iE Programmable Thermostat
	Flat B (Triplex) 單位B (Triplex)	Sub-Zero	ICBBI-48S/O	Miele	G 6770 SCVi	Not Applicable 不適用	Not Applicable 不適用	Miele	EVS 6214	Demista	7210	WARM UP	Warmup 3iE Programmable Thermostat
3/F & 5/F 3樓及5樓	Flat A (Superior Duplex) 單位A (Superior Duplex)	Sub-Zero	ICBIC-24C ICBIC-24R ICBIC-24FI	Miele	G 6770 SCVi	Not Applicable 不適用	Not Applicable 不適用	Miele	EVS 6214	Demista	7210	WARM UP	Warmup 3iE Programmable Thermostat
5/F & 6/F 5樓及6樓	Flat B (Duplex) 單位B (Duplex)	Sub-Zero	ICBBI-48S/O	Miele	G 6770 SCVi	Miele	ESW 6214	Not Applicable 不適用	Not Applicable 不適用	Defogster	BS001	WARM UP	Warmup 3iE Programmable Thermostat
6/F & 7/F 6樓及7樓	Flat A (Duplex) 單位A (Duplex)	Sub-Zero	ICBBI-48S/O	Miele	G 6770 SCVi	Miele	ESW 6214	Not Applicable 不適用	Not Applicable 不適用	Defogster	BS001	WARM UP	Warmup 3iE Programmable Thermostat
7/F & 8/F 7樓及8樓	Flat B (Duplex) 單位B (Duplex)	Sub-Zero	ICBBI-48S/O	Miele	G 6770 SCVi	Miele	ESW 6214	Not Applicable 不適用	Not Applicable 不適用	Defogster	BS001	WARM UP	Warmup 3iE Programmable Thermostat
8/F & 9/F 8樓及9樓	Flat A (Duplex) 單位A (Duplex)	Sub-Zero	ICBBI-48S/O	Miele	G 6770 SCVi	Miele	ESW 6214	Not Applicable 不適用	Not Applicable 不適用	Defogster	BS001	WARM UP	Warmup 3iE Programmable Thermostat
9/F & 10/F 9樓及10樓	Flat B (Duplex) 單位B (Duplex)	Sub-Zero	ICBBI-48S/O	Miele	G 6770 SCVi	Miele	ESW 6214	Not Applicable 不適用	Not Applicable 不適用	Demista	7210	WARM UP	Warmup 3iE Programmable Thermostat
10/F & 11/F 10樓及11樓	Flat A (Duplex) 單位A (Duplex)	Sub-Zero	ICBBI-48S/O	Miele	G 6770 SCVi	Miele	ESW 6214	Not Applicable 不適用	Not Applicable 不適用	Demista	7210	WARM UP	Warmup 3iE Programmable Thermostat
11/F & 12/F 11樓及12樓	Flat B (Superior Duplex) 單位B (Superior Duplex)	Sub-Zero	ICBIC-24C ICBIC-24R ICBIC-24FI	Miele	G 6770 SCVi	Not Applicable 不適用	Not Applicable 不適用	Miele	EVS 6214	Defogster	BS001	WARM UP	Warmup 3iE Programmable Thermostat
19/F & 20/F 19樓及20樓	Flat A (Master Duplex) 單位A (Master Duplex)	Sub-Zero	ICBID-30CI ICBIC-24R ICBIC-24FI	Miele	G 6770 SCVi	Not Applicable 不適用	Not Applicable 不適用	Miele	EVS 6214	Demista	7210	WARM UP	Warmup 3iE Programmable Thermostat
21/F, 22/F & 23/F 21樓、22樓及23樓	Flat A (Penthouse) 單位A (Penthouse)	Sub-Zero	ICBIC-24R ICBIC-24FI ICBIC-24C ICBID-30CI	Miele	G 6770 SCVi	Not Applicable 不適用	Not Applicable 不適用	Miele	EVS 6214	Defogster	BS001	WARM UP	Warmup 3iE Programmable Thermostat

The Vendor undertakes that if lifts or appliances of the specified brand name or model number are not installed in the Development, lifts or appliances of comparable quality will be installed.

賣方承諾如發展項目中沒有安裝指明的品牌名稱或產品型號的升降機或設備，賣方將會安裝品質相若的升降機或設備。



## 6. Appliances 設備

Floor 樓層	Flat 單位	Living Room, Dining Room and Kitchen 客廳、飯廳及廚房											
		Induction Hob 電磁爐		Microwave combi Oven 微波焗爐		Refrigerator 雪櫃		Wine Storage 酒櫃		Salamandar 瓷面烤爐		Smoke Detector 煙霧感應器	
		Brand 品牌	Model 型號	Brand 品牌	Model 型號	Brand 品牌	Model 型號	Brand 品牌	Model 型號	Brand 品牌	Model 型號	Brand 品牌	Model 型號
B/F, G/F, 1/F & 2/F 地庫、地下、1樓及2樓	Flat A (Triplex) 單位A (Triplex)	Not Applicable 不適用	Not Applicable 不適用	Not Applicable 不適用	Not Applicable 不適用	Not Applicable 不適用	Not Applicable 不適用	Not Applicable 不適用	Not Applicable 不適用	Not Applicable 不適用	Not Applicable 不適用	Not Applicable 不適用	Not Applicable 不適用
	Flat B (Triplex) 單位B (Triplex)	Miele	KM 6381	Miele	H 6800 BMX	Sub-Zero	ICBIC-24R	Sub-Zero	ICBIW-24	Not Applicable 不適用	Not Applicable 不適用	Not Applicable 不適用	Not Applicable 不適用
3/F & 5/F 3樓及5樓	Flat A (Superior Duplex) 單位A (Superior Duplex)	Not Applicable 不適用	Not Applicable 不適用	Not Applicable 不適用	Not Applicable 不適用	Not Applicable 不適用	Not Applicable 不適用	Sub-Zero	ICBIW-24	Not Applicable 不適用	Not Applicable 不適用	Siemens 西門子	FDO221
5/F & 6/F 5樓及6樓	Flat B (Duplex) 單位B (Duplex)	Not Applicable 不適用	Not Applicable 不適用	Not Applicable 不適用	Not Applicable 不適用	Not Applicable 不適用	Not Applicable 不適用	Not Applicable 不適用	Not Applicable 不適用	Not Applicable 不適用	Not Applicable 不適用	Siemens 西門子	FDO221
6/F & 7/F 6樓及7樓	Flat A (Duplex) 單位A (Duplex)	Not Applicable 不適用	Not Applicable 不適用	Not Applicable 不適用	Not Applicable 不適用	Not Applicable 不適用	Not Applicable 不適用	Not Applicable 不適用	Not Applicable 不適用	Not Applicable 不適用	Not Applicable 不適用	Siemens 西門子	FDO221
7/F & 8/F 7樓及8樓	Flat B (Duplex) 單位B (Duplex)	Not Applicable 不適用	Not Applicable 不適用	Not Applicable 不適用	Not Applicable 不適用	Not Applicable 不適用	Not Applicable 不適用	Not Applicable 不適用	Not Applicable 不適用	Not Applicable 不適用	Not Applicable 不適用	Siemens 西門子	FDO221
8/F & 9/F 8樓及9樓	Flat A (Duplex) 單位A (Duplex)	Not Applicable 不適用	Not Applicable 不適用	Not Applicable 不適用	Not Applicable 不適用	Not Applicable 不適用	Not Applicable 不適用	Not Applicable 不適用	Not Applicable 不適用	Not Applicable 不適用	Not Applicable 不適用	Siemens 西門子	FDO221
9/F & 10/F 9樓及10樓	Flat B (Duplex) 單位B (Duplex)	Not Applicable 不適用	Not Applicable 不適用	Not Applicable 不適用	Not Applicable 不適用	Not Applicable 不適用	Not Applicable 不適用	Not Applicable 不適用	Not Applicable 不適用	Not Applicable 不適用	Not Applicable 不適用	Siemens 西門子	FDO221
10/F & 11/F 10樓及11樓	Flat A (Duplex) 單位A (Duplex)	Not Applicable 不適用	Not Applicable 不適用	Not Applicable 不適用	Not Applicable 不適用	Not Applicable 不適用	Not Applicable 不適用	Not Applicable 不適用	Not Applicable 不適用	Not Applicable 不適用	Not Applicable 不適用	Siemens 西門子	FDO221
11/F & 12/F 11樓及12樓	Flat B (Superior Duplex) 單位B (Superior Duplex)	Not Applicable 不適用	Not Applicable 不適用	Not Applicable 不適用	Not Applicable 不適用	Not Applicable 不適用	Not Applicable 不適用	Not Applicable 不適用	Not Applicable 不適用	Not Applicable 不適用	Not Applicable 不適用	Siemens 西門子	FDO221
19/F & 20/F 19樓及20樓	Flat A (Master Duplex) 單位A (Master Duplex)	Not Applicable 不適用	Not Applicable 不適用	Not Applicable 不適用	Not Applicable 不適用	GAGGENAU	RC200202	SUB-ZERO	ICBUW-24	Not Applicable 不適用	Not Applicable 不適用	Siemens 西門子	FDO221
21/F, 22/F & 23/F 21樓、22樓及23樓	Flat A (Penthouse) 單位A (Penthouse)	Miele	KM 6115	Miele	H 6800 BMX	DOMETIC	DM 50NTE F	Custom Made 定制	Custom Made 定制	Miele	CS 1421 S	Siemens 西門子	FDO221

The Vendor undertakes that if lifts or appliances of the specified brand name or model number are not installed in the Development, lifts or appliances of comparable quality will be installed.

賣方承諾如發展項目中沒有安裝指明的品牌名稱或產品型號的升降機或設備，賣方將會安裝品質相若的升降機或設備。

# Fittings, Finishes and Appliances

## 裝置、裝修物料及設備

### 6. Appliances 設備

Floor 樓層	Flat 單位	Washing Machine 洗衣機		Dryer 乾衣機		Motorized Glass Sliding Door 電動玻璃趟門		Electric Water Heater 電熱水爐		Exhaust Fan 抽氣扇		Motorized Curtain 電動窗簾	
		Brand 品牌	Model 型號	Brand 品牌	Model 型號	Brand 品牌	Model 型號	Brand 品牌	Model 型號	Brand 品牌	Model 型號	Brand 品牌	Model 型號
B/F, G/F, 1/F & 2/F 地庫、地下、 1樓及2樓	Flat A (Triplex) 單位A (Triplex)	Miele	WMV 960 WPS	Miele	TMV 840 WP	Not Applicable 不適用	Not Applicable 不適用	Stiebel Eltron 斯寶亞創	DHE 27 SLi DHB-E 13SLi DHE18/21/24 SLi	PANASONIC	FV-18NS3H FV-18NF3H	Not Applicable 不適用	Not Applicable 不適用
	Flat B (Triplex) 單位B (Triplex)	Miele	WKH 122 WPS	Miele	TKG 640 WP	Not Applicable 不適用	Not Applicable 不適用	Stiebel Eltron 斯寶亞創	DHE 27 SLi DHB-E 13SLi DHE18/21/24 SLi DHM6	PANASONIC	FV-18NS3H FV-18NF3H	Silent Gliss	Silent Gliss 2350 Silent Gliss 5600
3/F & 5/F 3樓及5樓	Flat A (Superior Duplex) 單位A (Superior Duplex)	Miele	WKH 122 WPS	Miele	TKG 640 WP	Reynaers	Hi-Finity	Stiebel Eltron 斯寶亞創	DHE 27 SLi DHB-E 13SLi DHE18/21/24 SLi	PANASONIC	FV-18NS3H FV-20NS3H	Silent Gliss	Silent Gliss 2350 Silent Gliss 5600
5/F & 6/F 5樓及6樓	Flat B (Duplex) 單位B (Duplex)	Miele	WKH 122 WPS	Miele	TKG 640 WP	Reynaers	Hi-Finity	Stiebel Eltron 斯寶亞創	DHE 27 SLi DHB-E 13 SLi DHE18/21/24 SLi	PANASONIC	FV-18NS3H FV-18NF3H FV-20NS3H	Not Applicable 不適用	Not Applicable 不適用
6/F & 7/F 6樓及7樓	Flat A (Duplex) 單位A (Duplex)	Miele	WKH 122 WPS	Miele	TKG 640 WP	Reynaers	Hi-Finity	Stiebel Eltron 斯寶亞創	DHE 27 SLi DHB-E 13 SLi DHE18/21/24 SLi	PANASONIC	FV-18NS3H FV-18NF3H FV-20NS3H	Not Applicable 不適用	Not Applicable 不適用
7/F & 8/F 7樓及8樓	Flat B (Duplex) 單位B (Duplex)	Miele	WKH 122 WPS	Miele	TKG 640 WP	Reynaers	Hi-Finity	Stiebel Eltron 斯寶亞創	DHE 27 SLi DHB-E 13 SLi DHE18/21/24 SLi	PANASONIC	FV-18NS3H FV-18NF3H FV-20NS3H	Not Applicable 不適用	Not Applicable 不適用
8/F & 9/F 8樓及9樓	Flat A (Duplex) 單位A (Duplex)	Miele	WKH 122 WPS	Miele	TKG 640 WP	Reynaers	Hi-Finity	Stiebel Eltron 斯寶亞創	DHE 27 SLi DHB-E 13 SLi DHE18/21/24 SLi	PANASONIC	FV-18NS3H FV-18NF3H FV-20NS3H	Not Applicable 不適用	Not Applicable 不適用
9/F & 10/F 9樓及10樓	Flat B (Duplex) 單位B (Duplex)	Miele	WKH 122 WPS	Miele	TKG 640 WP	Reynaers	Hi-Finity	Stiebel Eltron 斯寶亞創	DHE 27 SLi DHB-E 13 SLi DHE18/21/24 SLi	PANASONIC	FV-18NS3H FV-18NF3H FV-20NS3H	Silent Gliss	Silent Gliss 2350 Silent Gliss 5600
10/F & 11/F 10樓及11樓	Flat A (Duplex) 單位A (Duplex)	Miele	WKH 122 WPS	Miele	TKG 640 WP	Reynaers	Hi-Finity	Stiebel Eltron 斯寶亞創	DHE 27 SLi DHB-E 13 SLi DHE18/21/24 SLi	PANASONIC	FV-18NS3H FV-18NF3H FV-20NS3H	Silent Gliss	Silent Gliss 2350 Silent Gliss 5600
11/F & 12/F 11樓及12樓	Flat B (Superior Duplex) 單位B (Superior Duplex)	Miele	WKH 122 WPS	Miele	TKG 640 WP	Reynaers	Hi-Finity	Stiebel Eltron 斯寶亞創	DHE 27 SLi DHB-E 13 SLi DHE18/21/24 SLi DHM6	PANASONIC	FV-18NS3H FV-18NF3H FV-20NS3H	Not Applicable 不適用	Not Applicable 不適用
15/F, 16/F, 17/F & 18/F 15樓、16樓、 17樓及18樓	Flat A (Simplex) 單位A (Simplex)	Not Applicable 不適用	Not Applicable 不適用	Not Applicable 不適用	Not Applicable 不適用	Reynaers	Hi-Finity	Stiebel Eltron 斯寶亞創	DHE 27 SLi DHB-E 13 SLi DHE18/21/24 SLi	PANASONIC	FV-18NS3H FV-18NF3H FV-20NS3H	Not Applicable 不適用	Not Applicable 不適用
19/F & 20/F 19樓及20樓	Flat A (Master Duplex) 單位A (Master Duplex)	Miele	WKH 122 WPS	Miele	TKG 640 WP	Reynaers	Hi-Finity	Stiebel Eltron 斯寶亞創	DHE 27 SLi DHB-E 13 SLi DHE18/21/24 SLi	PANASONIC	FV-18NS3H FV-18NF3H FV-20NS3H	Silent Gliss	Silent Gliss 2350 Silent Gliss 5600
21/F, 22/F & 23/F 21樓、22樓及 23樓	Flat A (Penthouse) 單位A (Penthouse)	Miele	WMV 960 WPS	Miele	TMV 840 WP	Reynaers	Hi-Finity	Stiebel Eltron 斯寶亞創	DHE 27 SLi DHB-E 13 SLi DHE18/21/24 SLi DHM6	PANASONIC	FV-18NS3H FV-20NS3H	Silent Gliss	Silent Gliss 2350 Silent Gliss 4960 Silent Gliss 5600

The Vendor undertakes that if lifts or appliances of the specified brand name or model number are not installed in the Development, lifts or appliances of comparable quality will be installed.

賣方承諾如發展項目中沒有安裝指明的品牌名稱或產品型號的升降機或設備，賣方將會安裝品質相若的升降機或設備。

## 6. Appliances 設備

Floor 樓層	Flat 單位	Air Conditioning System 空調系統			
		VRV Indoor Unit VRV 室內機		VRV Outdoor Unit VRV 戶外機	
		Brand 品牌	Model 型號	Brand 品牌	Model 型號
B/F, G/F, 1/F & 2/F 地庫、地下、1樓及2樓	Flat A (Triplex) 單位A (Triplex)	Daikin 大金	FXDP25QP FXDP36QP FXDP56QP FXDP63QP FXDP71QP	Daikin 大金	RUXYQ38AB
	Flat B (Triplex) 單位B (Triplex)	Daikin 大金	FXDP22QP FXDP25QP FXDP36QP FXDP56QP FXDP63QP FXDP71QP	Daikin 大金	RUXYQ38AB
3/F & 5/F 3樓及5樓	Flat A (Superior Duplex) 單位A (Superior Duplex)	Daikin 大金	FXAQ20P FJDP22QP FJDP25QP FXDP36QP FJDP56QP FJDP63QP FJDP71QP	Daikin 大金	RJZQ12AAY
5/F & 6/F 5樓及6樓	Flat B (Duplex) 單位B (Duplex)	Daikin 大金	FXDP22QP FJDP22QP FJDP25QP FJDP36QP FJDP56QP FJDP63QP FJDP71QP	Daikin 大金	RJZQ12AAY
6/F & 7/F 6樓及7樓	Flat A (Duplex) 單位A (Duplex)	Daikin 大金	FXDP22QP FJDP22QP FJDP25QP FJDP36QP FJDP56QP FJDP63QP FJDP71QP	Daikin 大金	RJZQ12AAY
7/F & 8/F 7樓及8樓	Flat B (Duplex) 單位B (Duplex)	Daikin 大金	FXDP22QP FJDP22QP FJDP25QP FJDP36QP FJDP56QP FJDP63QP FJDP71QP	Daikin 大金	RJZQ12AAY

Floor 樓層	Flat 單位	Air Conditioning System 空調系統			
		VRV Indoor Unit VRV 室內機		VRV Outdoor Unit VRV 戶外機	
		Brand 品牌	Model 型號	Brand 品牌	Model 型號
8/F & 9/F 8樓及9樓	Flat A (Duplex) 單位A (Duplex)	Daikin 大金	FXDP22QP FJDP22QP FJDP25QP FJDP36QP FJDP56QP FJDP63QP FJDP71QP	Daikin 大金	RJZQ12AAY
9/F & 10/F 9樓及10樓	Flat B (Duplex) 單位B (Duplex)	Daikin 大金	FXDP100QP FJDP22QP FJDP25QP FJDP36QP FJDP56QP FJDP63QP FJDP71QP	Daikin 大金	RJZQ12AAY
10/F & 11/F 10樓及11樓	Flat A (Duplex) 單位A (Duplex)	Daikin 大金	FJDP22QP FJDP25QP FJDP36QP FJDP56QP FJDP63QP FJDP71QP	Daikin 大金	RJZQ12AAY
11/F & 12/F 11樓及12樓	Flat B (Superior Duplex) 單位B (Superior Duplex)	Daikin 大金	FJDP22QP FJDP25QP FJDP36QP FJDP56QP FJDP63QP FJDP71QP	Daikin 大金	RJZQ12AAY
15/F 15樓	Flat A (Simplex) 單位A (Simplex)	Daikin 大金	FXAQ20P FJDP22QP FJDP25QP FJDP36QP FJDP56QP FJDP71QP	Daikin 大金	RJZQ12AAY
16/F 16樓	Flat A (Simplex) 單位A (Simplex)	Daikin 大金	FXAQ20P FJDP22QP FJDP25QP FJDP36QP FJDP56QP FJDP71QP	Daikin 大金	RJZQ12AAY

The Vendor undertakes that if lifts or appliances of the specified brand name or model number are not installed in the Development, lifts or appliances of comparable quality will be installed.

賣方承諾如發展項目中沒有安裝指明的品牌名稱或產品型號的升降機或設備，賣方將會安裝品質相若的升降機或設備。

## Fittings, Finishes and Appliances

### 裝置、裝修物料及設備

#### 6. Appliances 設備

Floor 樓層	Flat 單位	Air Conditioning System 空調系統			
		VRV Indoor Unit VRV 室內機		VRV Outdoor Unit VRV 戶外機	
		Brand 品牌	Model 型號	Brand 品牌	Model 型號
17/F 17樓	Flat A (Simplex) 單位A (Simplex)	Daikin 大金	FXAQ20P FJDP22QP FJDP25QP FJDP36QP FJDP56QP FJDP71QP	Daikin 大金	RJZQ12AAY
18/F 18樓	Flat A (Simplex) 單位A (Simplex)	Daikin 大金	FXAQ20P FJDP22QP FJDP25QP FJDP36QP FJDP56QP FJDP71QP	Daikin 大金	RJZQ12AAY
19/F & 20/F 19樓及20樓	Flat A (Master Duplex) 單位A (Master Duplex)	Daikin 大金	FXDP22QP FXDP28QP FJDP22QP FJDP25QP FJDP36QP FJDP56QP FJDP63QP FJDP71QP	Daikin 大金	RJQ12AAY
21/F, 22/F & 23/F 21樓、22樓及23樓	Flat A (Penthouse) 單位A (Penthouse)	Daikin 大金	FJDP36QP FXDP22QP FXDP25QP FXDP36QP FXDP56QP FXDP63QP FXDP71QP	Daikin 大金	RUXYQ54AB

The Vendor undertakes that if lifts or appliances of the specified brand name or model number are not installed in the Development, lifts or appliances of comparable quality will be installed.

賣方承諾如發展項目中沒有安裝指明的品牌名稱或產品型號的升降機或設備，賣方將會安裝品質相若的升降機或設備。



Schedule of Door Provisions 門裝置說明表

Floor 樓層	Flat 單位	Entrance Gate 入口大閘	Entrance Door 入口大門	Garden Door 花園門	Living Room and Dining Room Door 客廳及飯廳門
B/F, G/F, 1/F & 2/F 地庫、地下、 1樓及2樓	Flat A (Triplex) 單位A (Triplex)	Motorized and galvanized mild steel door with wood veneer finish, galvanized mild steel door frame and door lockset. 電動鍍鋅軟鋼門配木皮飾面、鍍鋅軟鋼門框及門鎖。	Lacquer finished and wood veneer timber door with timber door frame, door closer and door lockset. 焗漆及木皮飾面木門配以木門框、閉門器及門鎖。	Galvanized mild steel door with natural stone finish, galvanized mild steel door frame and door lockset. 鍍鋅軟鋼門配天然石材飾面、鍍鋅軟鋼門框及門鎖。	Glazed folding door with aluminium door frame and door lockset. 玻璃摺門配以鋁門框及門鎖。 Wood veneer timber door with timber door frame, door stopper and door lockset. 木皮飾面木門配以木門框、門頂及門鎖。
	Flat B (Triplex) 單位B (Triplex)	Electrical lock and galvanized mild steel door with wood veneer finish, galvanized mild steel door frame and door lockset. 電鎖鍍鋅軟鋼門配木皮飾面、鍍鋅軟鋼門框及門鎖。	(Same as above) (同上)	-	Glazed folding door with aluminium door frame and door lockset. 玻璃摺門配以鋁門框及門鎖。 Timber finished timber sliding door with door track and door guide. 木飾面木趟門配以路軌及門管。
3/F & 5/F 3樓及5樓	Flat A (Superior Duplex) 單位 A (Superior Duplex)	-	-	-	Wood veneer timber sliding door with door track and door guide. 木皮飾面木趟門配以路軌及門管。
5/F to 8/F 5樓至8樓	Flat A (Duplex) & Flat B (Duplex) 單位A (Duplex) & 單位B (Duplex)	-	-	-	-
8/F & 9/F 8樓及9樓	Flat A (Duplex) 單位A (Duplex)	-	-	-	-
9/F & 10/F 9樓及10樓	Flat B (Duplex) 單位B (Duplex)	-	-	-	-
10/F & 11/F 10樓及11樓	Flat A (Duplex) 單位A (Duplex)	-	-	-	-
11/F & 12/F 11樓及12樓	Flat B (Superior Duplex) 單位B (Superior Duplex)	-	-	-	Wood veneer fire resisting solid core timber door with timber door frame, door closer, door stopper and door lockset. 木皮飾面防火實心木門配以木門框、閉門器、門頂及門鎖。
15/F to 18/F 15樓至18樓	Flat A(Simplex) 單位A (Simplex)	-	-	-	-
19/F & 20/F 19樓及20樓	Flat A (Master Duplex) 單位A (Master Duplex)	-	-	-	Wood veneer and natural stone finished timber door with timber door frame, door closer and door lockset. 木皮及天然石材飾面木門配以木門框、閉門器及門鎖。 Wood veneer and natural stone finished timber sliding door with door track, door guide and door handle. 木皮及天然石材飾面木趟門配以路軌、門管及門柄。 High-gloss lacquer and metal finished timber sliding door with door track, door guide and door handle. 高光漆及金屬飾面木趟門配以路軌、門管及門柄。
21/F, 22/F & 23/F 21樓、22樓及23樓	Flat A (Penthouse) 單位A (Penthouse)	-	-	-	Wood veneer and stainless steel finished timber door with timber door frame, door stopper and door lockset. 木皮及不銹鋼飾面木門配以木門框、門頂及門鎖。 Stainless steel and glass finished stainless steel door with stainless steel door frame, door closer, door lock and door handle. 不銹鋼及玻璃飾面不銹鋼門配以不銹鋼門框、閉門器、門鎖及門柄。 Wood veneer, glass and stainless steel finished fire resisting solid core timber door with metal and timber door frame, door closer, door lock and door handle. 木皮、玻璃及不銹鋼飾面防火實心木門配以木及金屬門框、閉門器、門鎖及門柄。

Remark: “-” denotes “Not Applicable”.

備註：“-”代表“不適用”。

# Fittings, Finishes and Appliances

## 裝置、裝修物料及設備

Schedule of Door Provisions 門裝置說明表

Floor 樓層	Flat 單位	Basement Lift Lobby Door 地庫升降機大堂門	Basement Lift Machine Room Door 地庫升降機機房門	Basement Carpark Door (To Perkins Road) 地庫停車場門 (進出白建時道)	Lavatory Door 洗手間門
B/F, G/F, 1/F & 2/F 地庫、地下、 1樓及2樓	Flat A (Triplex) 單位A (Triplex)	Wood veneer fire resisting solid core timber door with timber door frame, door closer, door stopper and door lockset. 木皮飾面防火實心木門配以木門框、閉門器、門頂及門鎖。	Plastic laminate fire resisting solid core timber door with timber door frame, door stopper and door lockset. 膠板飾面防火實心木門配以木門框、門頂及門鎖。	Aluminium door with aluminium door frame and door lockset. 鋁門配鋁門框及門鎖。	Wood veneer timber door with timber door frame, door stopper, door lockset and robe hook. 木皮飾面木門配以木門框、門頂、門鎖及掛衣鉤。
	Flat B (Triplex) 單位B (Triplex)	(Same as above) (同上)	(Same as above) (同上)	(Same as above) (同上)	Wood veneer and leather finished timber door with timber door frame, door closer, door stopper and door lockset. 木皮及皮革飾面木門配以木門框、閉門器、門頂及門鎖。 Wood veneer timber door with timber door frame, door closer, door stopper and door lockset. 木皮飾面木門配以木門框、閉門器、門頂及門鎖。
3/F & 5/F 3樓及5樓	Flat A (Superior Duplex) 單位A (Superior Duplex)	-	-	-	Wood veneer timber door with timber door frame, door closer, door stopper and door lockset. 木皮飾面木門配以木門框、閉門器、門頂及門鎖。
5/F to 8/F 5樓至8樓	Flat A (Duplex) & Flat B (Duplex) 單位A (Duplex) & 單位B (Duplex)	-	-	-	Wood veneer timber door with timber door frame, door stopper, door lockset and robe hook. 木皮飾面木門配以木門框、門頂、門鎖及掛衣鉤。
8/F & 9/F 8樓及9樓	Flat A (Duplex) 單位A (Duplex)	-	-	-	(Same as above) (同上)
9/F & 10/F 9樓及10樓	Flat B (Duplex) 單位B (Duplex)	-	-	-	Wood veneer timber door with timber door frame, door closer, door lockset and robe hook. 木皮飾面木門配以木門框、閉門器、門鎖及掛衣鉤。
10/F & 11/F 10樓及11樓	Flat A (Duplex) 單位A (Duplex)	-	-	-	Lacquer finished timber door with timber door frame and door lockset. 焗漆飾面木門配以木門框及門鎖。
11/F & 12/F 11樓及12樓	Flat B (Superior Duplex) 單位B (Superior Duplex)	-	-	-	Wood veneer timber door with timber door frame, door stopper and door lockset. 木皮飾面木門配以木門框、門頂及門鎖。
15/F to 18/F 15樓至18樓	Flat A (Simplex) 單位A (Simplex)	-	-	-	Oil painted timber door with timber door frame, louvre panel and door handle. 油漆飾面木門配以木門框、百葉窗及門柄。
19/F & 20/F 19樓及20樓	Flat A (Master Duplex) 單位A (Master Duplex)	-	-	-	Natural stone, emulsion paint and metal finished timber door with metal door frame, door stopper and door lockset. 天然石材、乳膠漆及金屬飾面木門配以金屬門框、門頂及門鎖。 Wood veneer, natural stone and metal finished timber door with timber and metal door frame, door stopper and door lockset. 木皮、天然石材及金屬飾面木門配以木及金屬門框、門頂及門鎖。
21/F, 22/F & 23/F 21樓、22樓及23樓	Flat A (Penthouse) 單位A (Penthouse)	-	-	-	Wood veneer and stainless steel finished timber door with timber door frame, door stopper and door lockset. 木皮及不銹鋼飾面木門配以木門框、門頂及門鎖。

Remark: "-" denotes "Not Applicable".

備註：“-”代表“不適用”。

Schedule of Door Provisions 門裝置說明表

Floor 樓層	Flat 單位	Lavatory Door (To Fireman's Lift Lobby) 洗手間門 (進出消防員升降機大堂)	Refuse Storage and Material Recovery Room Door 垃圾及物料回收房門	Store Room Door 儲物室門	Store Room Door (For A/C Outdoor Unit) 儲物室門(放置空調戶外機)
B/F, G/F, 1/F & 2/F 地庫、地下、 1樓及2樓	Flat A (Triplex) 單位A (Triplex)	Plastic laminate fire resisting solid core timber door with timber door frame, door closer, door stopper and door lockset. 膠板飾面防火實心木門配以木門框、閉門器、門頂及門鎖。	Plastic laminate fire resisting solid core timber door with timber door frame, door closer, door stopper and door lockset. 膠板飾面防火實心木門配以木門框、閉門器、門頂及門鎖。	Wood veneer timber door with timber door frame, door stopper and door lockset. 木皮飾面木門配以木門框、門頂及門鎖。	-
	Flat B (Triplex) 單位B (Triplex)	(Same as above) (同上)	(Same as above) (同上)	Wood veneer and leather finished timber door with timber door frame, door closer, door stopper and door lockset. 木皮及皮革飾面木門配以木門框、閉門器、門頂及門鎖。 Wood veneer timber door with timber door frame, door closer, door stopper and door lockset. 木皮飾面木門配以木門框、閉門器、門頂及門鎖。	-
3/F & 5/F 3樓及5樓	Flat A (Superior Duplex) 單位A (Superior Duplex)	(Same as above) (同上)	(Same as above) (同上)	Wood veneer timber door with timber door frame, door closer, door stopper and door lockset. 木皮飾面木門配以木門框、閉門器、門頂及門鎖。 Hand brush painted timber door with timber door frame, door stopper and door lockset. 手掃漆飾面木門配以木門框、門頂及門鎖。	Aluminium door with aluminium door frame and door lockset. 鋁門配以鋁門框及門鎖。 Tile finished metal door with door lockset. 磚飾面金屬門配以門鎖。 Wood veneer and hand brush painted timber door with door lockset. 木皮及手掃漆飾面木門配以門鎖。 Hand brush painted timber door with door lockset. 手掃漆飾面木門配以門鎖。
5/F to 8/F 5樓至8樓	Flat A (Duplex) & Flat B (Duplex) 單位A (Duplex) & 單位B (Duplex)	(Same as above) (同上)	(Same as above) (同上)	Wood veneer timber door with timber door frame, door stopper and door lockset. 木皮飾面木門配以木門框、門頂及門鎖。	Aluminium door with aluminium door frame and door lockset. 鋁門配以鋁門框及門鎖。 Wood veneer timber door with timber door frame and door lockset. 木皮飾面木門配以木門框及門鎖。
8/F & 9/F 8樓及9樓	Flat A (Duplex) 單位A (Duplex)	(Same as above) (同上)	(Same as above) (同上)	(Same as above) (同上)	(Same as above) (同上)
9/F & 10/F 9樓及10樓	Flat B (Duplex) 單位B (Duplex)	(Same as above) (同上)	(Same as above) (同上)	Wood veneer timber door with timber door frame, door closer and door lockset. 木皮飾面木門配以木門框、閉門器及門鎖。	Aluminium door with aluminium door frame and door lockset. 鋁門配以鋁門框及門鎖。 Wood veneer timber sliding door with door track and door guide. 木皮飾面木趟門配以路軌及門管。
10/F & 11/F 10樓及11樓	Flat A (Duplex) 單位A (Duplex)	(Same as above) (同上)	(Same as above) (同上)	Wood veneer timber door with timber door frame, door stopper and door lockset. 木皮飾面木門配以木門框、門頂及門鎖。	Aluminium door with aluminium door frame and door lockset. 鋁門配以鋁門框及門鎖。 Oil painted timber door with natural stone skirting. 油漆飾面木門配以天然石材腳線。 Fabric finished timber door with metal door frame. 布料飾面木門配以金屬門框。
11/F & 12/F 11樓及12樓	Flat B (Superior Duplex) 單位B (Superior Duplex)	(Same as above) (同上)	(Same as above) (同上)	-	Aluminium door with aluminium door frame and door lockset. 鋁門配以鋁門框及門鎖。 Wood veneer timber door with timber door frame and door lockset. 木皮飾面木門配以木門框及門鎖。
15/F to 18/F 15樓至18樓	Flat A (Simplex) 單位A (Simplex)	(Same as above) (同上)	(Same as above) (同上)	-	Aluminium door with aluminium door frame and door lockset. 鋁門配以鋁門框及門鎖。
19/F & 20/F 19樓及20樓	Flat A (Master Duplex) 單位A (Master Duplex)	(Same as above) (同上)	(Same as above) (同上)	Emulsion paint finished timber door. 乳膠漆飾面木門。 Wood veneer finished timber door with timber door frame, door closer and door lockset. 木皮飾面木門配以木門框、閉門器及門鎖。	Aluminium door with aluminium door frame and door lockset. 鋁門配以鋁門框及門鎖。 Wood veneer and emulsion paint finished timber door. 木皮及乳膠漆飾面木門。 Wood veneer, natural stone and emulsion paint finished timber door. 木皮、天然石材及乳膠漆飾面木門。 Emulsion paint finished timber door. 乳膠漆飾面木門。
21/F, 22/F & 23/F 21樓、22樓及23樓	Flat A (Penthouse) 單位A (Penthouse)	Plastic laminated fire resisting solid core timber door with timber door frame, door closer, door stopper and door lockset. 膠板飾面防火實心木門配以木門框、閉門器、門頂及門鎖。 Wood veneer and stainless steel finished fire resisting solid core timber door with timber door frame, door closer, door stopper and door lockset. 木皮及不銹鋼飾面防火實心木門配以木門框、閉門器、門頂及門鎖。	(Same as above) (同上)	Wood veneer and stainless steel finished timber door with timber door frame, door stopper and door lockset. 木皮及不銹鋼飾面木門配以木門框、門頂及門鎖。 Wood veneer, stainless steel and leather finished timber sliding door with door track, door guide and door handle. 木皮、不銹鋼及皮革飾面木趟門配以路軌、門管及門柄。	-

Remark: "-" denotes "Not Applicable".

備註：“-”代表“不適用”。



# Fittings, Finishes and Appliances

## 裝置、裝修物料及設備

Schedule of Door Provisions 門裝置說明表

Floor 樓層	Flat 單位	Store Room Door (To Fireman's Lift Lobby) 儲物室門 (進出消防員升降機大堂)	Kitchen Door 廚房門	Kitchen Door (To Fireman's Lift Lobby) 廚房門 (進出消防員升降機大堂)	Kitchen Sliding Door 廚房趟門
B/F, G/F, 1/F & 2/F 地庫、地下、 1樓及2樓	Flat A (Triplex) 單位A (Triplex)	-	-	Wood veneer fire resisting solid core timber door with timber door frame, door closer, door stopper and door lockset. 木皮飾面飾面防火實心木門配以木門框、閉門器、門頂及門鎖。	Wood veneer timber sliding door with door track, door guide and door lockset. 木皮飾面木趟門配以路軌、門管及門鎖。
	Flat B (Triplex) 單位B (Triplex)	-	-	(Same as above) (同上)	Glazed sliding door with metal door frame, door track and door guide. 玻璃趟門配以金屬門框、路軌及門管。
3/F & 5/F 3樓及5樓	Flat A (Superior Duplex) 單位A (Superior Duplex)	Hand brush painted timber door with timber door frame, door closer and door lockset. 手掃漆飾面木門配以木門框、閉門器及門鎖。	Wood veneer solid core timber door with timber door frame. 木皮飾面實心木門配以木門框。	Wood veneer and hand brush painted fire resisting solid core timber door with timber door frame, door closer and door lockset. 木皮及手掃漆飾面防火實心木門配以木門框、閉門器及門鎖。	-
5/F to 8/F 5樓至8樓	Flat A (Duplex) & Flat B (Duplex) 單位A (Duplex) & 單位B (Duplex)	-	Wood veneer fire resisting solid core timber door with timber door frame, glass vision panel, door closer, door stopper and door lockset. 木皮飾面防火實心木門配以木門框、玻璃視窗、閉門器、門頂及門鎖。	Wood veneer fire resisting solid core timber door with timber door frame, door closer, door stopper and door lockset. 木皮飾面防火實心木門配以木門框、閉門器、門頂及門鎖。	-
8/F & 9/F 8樓及9樓	Flat A (Duplex) 單位A (Duplex)	-	(Same as above) (同上)	(Same as above) (同上)	-
9/F & 10/F 9樓及10樓	Flat B (Duplex) 單位B (Duplex)	-	Wood veneer fire resisting solid core timber door with timber door frame, door closer and door lockset. 木皮飾面防火實心木門配以木門框、閉門器及門鎖。	Wood veneer and hand brush painted fire resisting solid core timber door with timber door frame, door closer and door lockset. 木皮及手掃漆飾面防火實心木門配以木門框、閉門器及門鎖。	-
10/F & 11/F 10樓及11樓	Flat A (Duplex) 單位A (Duplex)	-	Wood veneer fire resisting solid core timber door with metal door frame. 木皮飾面防火實心木門配以金屬門框。	Wood veneer fire resisting solid core timber door with timber door frame, door closer, door stopper and door lockset. 木皮飾面防火實心木門配以木門框、閉門器、門頂及門鎖。	-
11/F & 12/F 11樓及12樓	Flat B (Superior Duplex) 單位B (Superior Duplex)	Plastic laminate fire resisting solid core timber door with timber door frame, door closer, door stopper and door lockset. 膠板飾面防火實心木門配以木門框、閉門器、門頂及門鎖。	Wood veneer fire resisting solid core timber door with timber door frame, glass vision panel, door closer, door stopper and door lockset. 木皮飾面飾面防火實心木門配以木門框、玻璃視窗、閉門器、門頂及門鎖。	(Same as above) (同上)	Wood veneer timber sliding door with door track, door guide and door lockset. 木皮飾面木趟門配以路軌、門管及門鎖。
15/F to 18/F 15樓至18樓	Flat A (Simplex) 單位A (Simplex)	-	Oil painted fire resisting solid core timber door with glass vision panel, timber door frame, door closer and door handle. 油漆飾面防火實心木門配以木門框、玻璃視窗、閉門器及門柄。	Oil paint fire resisting solid core timber door with timber door frame, door closer and door handle. 油漆飾面防火實心木門配以木門框、閉門器及門柄。	-
19/F & 20/F 19樓及20樓	Flat A (Master Duplex) 單位A (Master Duplex)	Wood veneer fire resisting solid core timber door with timber door frame, door closer, door stopper and door handle. 木皮飾面飾面防火實心木門配以木門框、閉門器、門柄及門頂。	Wood veneer, emulsion paint and metal finished timber door with metal door frame and door stopper 木皮、乳膠漆及金屬飾面木門配以金屬門框及門頂。	-	Wood veneer and high-gloss lacquer finished timber sliding door with door track, door guide and door handle. 木皮及高光漆飾面木趟門配以路軌、門管及門柄。
21/F, 22/F & 23/F 21樓、22樓及23樓	Flat A (Penthouse) 單位A (Penthouse)	Wood veneer and stainless steel finished fire resisting solid core timber door with timber door frame, door closer, door stopper and door lockset. 木皮及不銹鋼飾面防火實心木門配以木門框、閉門器、門頂及門鎖。 Plastic laminated fire resisting solid core timber door with timber door frame, door closer, door stopper and door lockset. 膠板飾面防火實心木門配以木門框、閉門器、門頂及門鎖。 Paint finished timber door with timber door frame, door closer, door stopper and door lockset. 油漆飾面木門配以木門框、閉門器、門頂及門鎖。	Wood veneer, glass and stainless steel finished timber door with metal and timber door frame, door closer and door handle. 木皮、玻璃及不銹鋼飾面配以金屬及木門框、閉門器、閉門器及門柄。	-	Stainless steel, leather and glass finished stainless steel sliding door with stainless steel door frame, electrical door track, door guide and door handle. 不銹鋼、皮革及玻璃飾面不銹鋼趟門配以不銹鋼門框、電動路軌、門管及門柄。

Remark: "-" denotes "Not Applicable".

備註：“-”代表“不適用”。



Schedule of Door Provisions 門裝置說明表

Floor 樓層	Flat 單位	Suite Door 套房門	Bathroom Door 浴室門	Master Bedroom Door 主人睡房門	Master Bedroom Door (To Fireman's Lift Lobby) 主人睡房門 (進出消防員升降機大堂)
B/F, G/F, 1/F & 2/F 地庫、地下、1樓及2樓	Flat A (Triplex) 單位A (Triplex)	Wood veneer timber door with timber door frame, door stopper and door lockset. 木皮飾面木門配以木門框、門頂及門鎖。	Wood veneer timber door with timber door frame, door stopper, door lockset and robe hook. 木皮飾面木門配以木門框、門頂、門鎖及掛衣鉤。	Wood veneer timber door with timber door frame, door stopper and door lockset. 木皮飾面木門配以木門框、門頂及門鎖。	Wood veneer fire resisting solid core timber door with timber door frame, door closer, door stopper and door lockset. 木皮飾面防火實心木門配以木門框、閉門器、門頂及門鎖。
	Flat B (Triplex) 單位B (Triplex)	Wood veneer timber door with timber door frame, door closer, door stopper and door lockset. 木皮飾面木門配以木門框、閉門器、門頂及門鎖。 Wood veneer and hand brush painted timber door with timber door frame, door closer, door stopper and door lockset. 木皮及手掃漆飾面木門配以木門框、閉門器、門頂及門鎖。 Wood veneer finished timber sliding door with door track, door guide and door handle. 木皮飾面木趟門配以路軌、門管及門柄。	Wood veneer and hand brush painted timber door with timber door frame, door closer, door stopper and door lockset. 木皮及手掃漆飾面木門配以木門框、閉門器、門頂及門鎖。 Hand brush painted timber door with timber door frame, door closer, door stopper and door lockset. 手掃漆飾面木門配以木門框、閉門器、門頂及門鎖。	Wood veneer timber door with timber door frame, door closer and door lockset. 木皮飾面木門配以木門框、閉門器及門鎖。 Glazed door with metal door frame and door stopper. 玻璃門配以金屬門框及門頂。	(Same as above) (同上)
3/F & 5/F 3樓及5樓	Flat A (Superior Duplex) 單位A (Superior Duplex)	Wood veneer timber door with timber door frame, door closer, door stopper and door lockset. 木皮飾面木門配以木門框、閉門器、門頂及門鎖。 Wood veneer timber door with timber door frame, door stopper and door lockset. 木皮飾面木門配以木門框、門頂及門鎖。	Wood veneer timber door with timber door frame, door closer, door stopper and door lockset. 木皮飾面木門配以木門框、閉門器、門頂及門鎖。	Wood veneer timber door with timber door frame, door closer, door stopper and door lockset. 木皮飾面木門配以木門框、閉門器、門頂及門鎖。	-
5/F to 8/F 5樓至8樓	Flat A (Duplex) & Flat B (Duplex) 單位A (Duplex) & 單位B (Duplex)	Wood veneer timber door with timber door frame, door stopper and door lockset. 木皮飾面木門配以木門框、門頂及門鎖。	Wood veneer timber door with timber door frame, door stopper, door lockset and robe hook. 木皮飾面木門配以木門框、門頂、門鎖及掛衣鉤。	Wood veneer timber door with timber door frame, door stopper and door lockset. 木皮飾面木門配以木門框、門頂及門鎖。	-
8/F & 9/F 8樓及9樓	Flat A (Duplex) 單位A (Duplex)	(Same as above) (同上)	(Same as above) (同上)	(Same as above) (同上)	Wood veneer fire resisting solid core timber door with timber door frame, door closer and door lockset. 木皮飾面防火實心木門配以木門框、閉門器及門鎖。
9/F & 10/F 9樓及10樓	Flat B (Duplex) 單位B (Duplex)	Wood veneer timber door with stainless steel door frame, door closer and door lockset. 木皮飾面木門配以不銹鋼門框、閉門器及門鎖。	Wood veneer timber door with stainless steel door frame, door closer and door lockset. 木皮飾面木門配以不銹鋼門框、閉門器及門鎖。	Wood veneer timber door with stainless steel door frame, door closer and door lockset. 木皮飾面木門配以不銹鋼門框、閉門器及門鎖。	-
10/F & 11/F 10樓及11樓	Flat A (Duplex) 單位A (Duplex)	Wood veneer and leather finished timber door with timber door frame, door stopper and door lockset. 木皮及皮革飾面木門配以木門框、門頂及門鎖。	Wood veneer timber door with timber door frame and door lockset. 木皮飾面木門配以木門框及門鎖。	Wood veneer and fabric finished timber door with timber door frame, door stopper and door lockset. 木皮及布料飾面木門配以木門框、門頂及門鎖。 Fabric finished timber door with metal door frame, door stopper, door lockset and natural stone skirting. 布料飾面木門配以金屬門框、門頂、門鎖及天然石材腳線。 Leather finished timber door with timber door frame, door stopper and door lockset. 皮革飾面木門配以木門框、門頂及門鎖。	Wood veneer fire resisting solid core timber door with timber door frame and door closer. 木皮飾面飾面防火實心木門配以木門框及閉門器。
11/F & 12/F 11樓及12樓	Flat B (Superior Duplex) 單位B (Superior Duplex)	Wood veneer timber door with timber door frame, door stopper and door lockset. 木皮飾面木門配以木門框、門頂及門鎖。	Wood veneer timber door with timber door frame, door stopper, door lockset and robe hook. 木皮飾面木門配以木門框、門頂、門鎖及掛衣鉤。	Wood veneer timber door with timber door frame, door stopper and door lockset. 木皮飾面木門配以木門框、門頂及門鎖。	Wood veneer fire resisting solid core timber door with timber door frame, door closer, door stopper and door lockset. 木皮飾面飾面防火實心木門配以木門框、閉門器、門頂及門鎖。
15/F to 18/F 15樓至18樓	Flat A (Simplex) 單位A (Simplex)	-	Oil painted timber door with timber door frame, louvre panel and door handle. 油漆飾面木門配以木門框、百葉窗及門柄。	-	Oil painted fire resisting solid core timber door with timber door frame, door closer and door handle. 油漆飾面防火實心木門配以木門框、閉門器及門柄。
19/F & 20/F 19樓及20樓	Flat A (Master Duplex) 單位A (Master Duplex)	Wood veneer and emulsion paint finished timber door with timber door frame, door stopper and door lockset. 木皮及乳膠漆飾面木門配以木門框、門頂及門鎖。 Wood veneer and metal finished timber sliding door with door track, door guide and door handle. 木皮及金屬飾面木趟門配以路軌、門管及門柄。	Wood veneer and natural stone finished timber door with metal door frame, door stopper and door lockset. 木皮及天然石材飾面木門配以金屬門框、門頂及門鎖。	Wood veneer, metal and mirror finished timber door with timber door frame, door stopper and door handle. 木皮、金屬及鏡飾面木門配以木門框、門頂及門柄。 Wood veneer finished timber door with timber door frame and door closer. 木皮飾面木門配以木門框及閉門器。 Wood veneer finished timber door with timber door frame and door stopper. 木皮飾面木門配以木門框及門頂。 Wood veneer and emulsion paint finished timber door with timber door frame, door closer and door lockset. 木皮及乳膠漆飾面木門配以木門框、閉門器及門鎖。	-
21/F, 22/F & 23/F 21樓、22樓及23樓	Flat A (Penthouse) 單位A (Penthouse)	Wood veneer and stainless steel finished timber door with timber door frame, door stopper and door lockset. 木皮及不銹鋼飾面木門配以木門框、門頂及門鎖。	Wood veneer and stainless steel finished timber door with timber door frame, door stopper and door lockset. 木皮及不銹鋼飾面木門配以木門框、門頂及門鎖。 Wood veneer and stainless steel finished timber sliding door with door track, door guide, door lockset and door handle. 木皮及不銹鋼飾面木趟門配以路軌、門管、門鎖及門柄。	Wood veneer and stainless steel finished timber door with timber door frame, door stopper and door lockset. 木皮及不銹鋼飾面木門配以木門框、門頂及門鎖。	-

Remark: "-" denotes "Not Applicable".

備註：“-”代表“不適用”。

# Fittings, Finishes and Appliances

## 裝置、裝修物料及設備

Schedule of Door Provisions 門裝置說明表

Floor 樓層	Flat 單位	Master Bedroom Sliding Door 主人睡房趟門	Master Bathroom Door 主人浴室門	Master Bathroom Sliding Door 主人浴室趟門	Lounge Room Door (To Fireman's Lift Lobby) 雅座門 (進出消防員升降機大堂)
B/F, G/F, 1/F & 2/F 地庫、地下、 1樓及2樓	Flat A (Triplex) 單位A (Triplex)	-	-	Wood veneer timber sliding door with door track, door guide and door lockset. 木皮飾面木趟門配以路軌、門管及門鎖。	-
	Flat B (Triplex) 單位B (Triplex)	-	-	Glazed sliding door with metal door frame, door track and door guide. 玻璃趟門配以金屬門框、路軌及門管。	-
3/F & 5/F 3樓及5樓	Flat A (Superior Duplex) 單位 A (Superior Duplex)	-	Wood veneer timber door with timber door frame, door stopper and door lockset. 木皮飾面木門配以木門框、門頂及門鎖。	-	Wood veneer and hand brush painted fire resisting solid core timber door with timber door frame, door closer, door stopper and door lockset. 木皮及手掃漆飾面防火實心木門配以木門框、 閉門器、門頂及門鎖。
5/F to 8/F 5樓至8樓	Flat A (Duplex) & Flat B (Duplex) 單位A (Duplex) & 單位B (Duplex)	Wood veneer timber sliding door with door track, door guide and door lockset. 木皮飾面木趟門配以路軌、門管及門鎖。	-	Wood veneer timber sliding door with door track, door guide and door lockset. 木皮飾面木趟門配以路軌、門管及門鎖。	Wood veneer fire resisting solid core timber door with timber door frame, door closer, door stopper and door lockset. 木皮飾面飾面防火實心木門配以木門框、閉門 器、門頂及門鎖。
8/F & 9/F 8樓及9樓	Flat A (Duplex) 單位A (Duplex)	-	Wood veneer timber door with timber door frame, door stopper and door lockset. 木皮飾面木門配以木門框、門頂及門鎖。	-	-
9/F & 10/F 9樓及10樓	Flat B (Duplex) 單位B (Duplex)	Leather and mirror finished timber sliding door with door track and door guide. 皮革及鏡飾面木趟門配以路軌及門管。	-	Glazed sliding door with metal door frame, door track and door guide. 玻璃趟門配以金屬門框、路軌及門管。	Lacquer finished and wood veneer fire resisting solid core timber door with timber door frame, door closer and door lockset. 焗漆及木皮飾面防火實心木門配以木門框、閉 門器及門鎖。
10/F & 11/F 10樓及11樓	Flat A (Duplex) 單位A (Duplex)	-	-	(Same as above) (同上)	-
11/F & 12/F 11樓及12樓	Flat B (Superior Duplex) 單位B (Superior Duplex)	-	-	Wood veneer timber sliding door with door track, door guide and door lockset. 木皮飾面木趟門配以路軌、門管及門鎖。	-
15/F to 18/F 15樓至18樓	Flat A (Simplex) 單位A (Simplex)	-	-	-	-
19/F & 20/F 19樓及20樓	Flat A (Master Duplex) 單位A (Master Duplex)	Wood veneer finished timber sliding door with door track, door guide and door handle. 木皮飾面木趟門配以路軌、門管及門柄。 Wood veneer and metal finished timber sliding door with door track, door guide and door handle. 木皮及金屬飾面木趟門配以路軌、門管及門柄。 Wood veneer, emulsion paint and metal finished timber sliding door with door track, door guide, door lockset and door handle. 木皮、乳膠漆及金屬飾面木趟門配以路軌、門 管、門鎖及門柄。	Wood veneer, natural stone and metal finished timber door with metal door frame and door lockset. 木皮、天然石材及金屬飾面木門配以金屬門框及 門鎖。	Wood veneer, natural stone and metal finished timber sliding door with door track, door guide, door lockset and door handle. 木皮、天然石材及金屬飾面木趟門配以路軌、門 管、門鎖及門柄。	Wood veneer, emulsion paint and metal fire resisting solid core timber door with timber door frame, door closer and door lockset. 木皮、乳膠漆及金屬飾面防火實心木門配以木門 框、閉門器及門鎖。
21/F, 22/F & 23/F 21樓、22樓及23樓	Flat A (Penthouse) 單位A (Penthouse)	-	-	Wood veneer, stainless steel and leather finished timber sliding door with door track, door guide, door lock and door handle. 木皮、不銹鋼及皮革飾面木趟門配以路軌、門 管、門鎖及門柄。	-

Remark: "-" denotes "Not Applicable".

備註：“-”代表“不適用”。

Schedule of Door Provisions 門裝置說明表

Floor 樓層	Flat 單位	Lounge Room Sliding Door 雅座趟門	Balcony Door 露台門	Flat Roof Door (On 22/F) 平台門(於22樓)	Flat Roof Door (On 23/F) 平台門(於23樓)	Roof Door 天台門
B/F, G/F, 1/F & 2/F 地庫、地下、1樓及 2樓	Flat A (Triplex) 單位A (Triplex)	-	-	-	-	-
	Flat B (Triplex) 單位B (Triplex)	-	-	-	-	-
3/F & 5/F 3樓及5樓	Flat A (Superior Duplex) 單位 A (Superior Duplex)	Wood veneer timber sliding door with door track and door guide. 木皮飾面木趟門配以路軌及門管。	Motorized glazed sliding door with aluminium door frame and door lockset. 電動玻璃趟門配以鋁門框及門鎖。	-	-	-
5/F to 8/F 5樓至8樓	Flat A (Duplex) & Flat B (Duplex) 單位A (Duplex) & 單位B (Duplex)	-	(Same as above) (同上)	-	-	-
8/F & 9/F 8樓及9樓	Flat A (Duplex) 單位A (Duplex)	-	(Same as above) (同上)	-	-	-
9/F & 10/F 9樓及10樓	Flat B (Duplex) 單位B (Duplex)	Wood veneer timber sliding door with door track and door guide. 木皮飾面木趟門配以路軌及門管。	(Same as above) (同上)	-	-	-
10/F & 11/F 10樓及11樓	Flat A (Duplex) 單位A (Duplex)	-	(Same as above) (同上)	-	-	-
11/F & 12/F 11樓及12樓	Flat B (Superior Duplex) 單位B (Superior Duplex)	-	(Same as above) (同上)	-	-	-
15/F to 18/F 15樓至18樓	Flat A (Simplex) 單位A (Simplex)	-	(Same as above) (同上)	-	-	-
19/F & 20/F 19樓及20樓	Flat A (Master Duplex) 單位A (Master Duplex)	-	(Same as above) (同上)	-	-	-
21/F, 22/F & 23/F 21樓、22樓及23樓	Flat A (Penthouse) 單位A (Penthouse)	-	(Same as above) (同上)	Glazed folding door with aluminium door frame and door lockset. 玻璃摺門配以鋁門框及門鎖。 Glazed door with aluminium door frame and door lockset. 玻璃門配以鋁門框及門鎖。	Glazed folding door with aluminium door frame and door lockset. 玻璃摺門配以鋁門框及門鎖。 Wood veneer finished aluminium door with timber and aluminium door frame and door lockset. 木皮飾面鋁門配以木及鋁門框及門鎖。	Aluminium door with aluminium door frame and door lockset. 鋁門配鋁門框及門鎖。

Remark: "-" denotes "Not Applicable".

備註：“-”代表“不適用”。

# Fittings, Finishes and Appliances

## 裝置、裝修物料及設備

Schedule of Mechanical & Electrical Provisions 機電裝置數量說明表  
Flat A (Triplex) on B/F, G/F, 1/F & 2/F 地庫、地下、1樓及2樓之單位A (Triplex)

Floor 樓層	Location 位置	Items 項目													
		Lighting Point 燈位	Lighting Switch 燈掣	Power Switch 電掣	Socket Outlet 插座	TV & FM Outlet 電視及電台 天線插座	Telephone Outlet 電話插座	Data Outlet 數據插座	Electric Water Heater Switch 電熱水爐 開關掣	Exhaust Fan Switch 抽氣扇 開關掣	Washing Machine Connection Point 洗衣乾衣機 接駁點	Air- conditioner Point for Indoor Unit 室內空調機 接駁點	Air- conditioner Point for Outdoor Unit 室外空調機 接駁點	Video Door Phone 視像對講機	Miniature Circuit Breakers Board 總電掣箱
B/F 地庫	Lift Lobby 升降機大堂	2	1	0	0	0	0	0	0	0	0	0	0	0	
	Lift Machine Room 升降機房	3	2	0	2	0	0	0	0	1	0	0	0	1	
G/F 地下	Living Room and Dining Room 客廳及飯廳	30	8	1	5	2	1	2	0	0	0	4	0	1	
	Store Room 儲物室	2	1	0	1	0	0	0	0	0	0	1	0	0	
	Lavatory 洗手間	2	0	0	0	0	0	0	0	0	0	0	0	0	
	Staircase 樓梯	1	1	0	1	0	0	0	0	0	0	0	0	0	
	Garden 花園	32	5	4	1	0	0	0	0	0	0	0	2	0	
1/F 1樓	Living Room and Dining Room 客廳及飯廳	26	4	0	5	1	1	1	0	0	0	5	0	0	
	Kitchen 廚房	10	2	0	13	0	0	0	1	0	1	1	0	0	
	Store Room 儲物室	4	1	1	2	0	1	1	0	0	0	2	0	4	
	Lavatory 洗手間	2	0	0	1	0	0	0	1	0	0	0	0	0	
	Staircase 樓梯	2	1	0	1	0	0	0	0	0	0	0	0	0	
2/F 2樓	Master Bedroom 主人睡房	17	5	3	11	2	1	2	0	0	0	3	0	0	
	Master Bathroom 主人浴室	9	1	1	1	1	0	0	1	1	0	0	0	0	
	Suite 1 套房1	4	2	2	3	1	1	1	0	0	0	1	0	0	
	Bathroom 1 浴室1	3	0	0	1	0	0	0	1	1	0	0	0	0	
	Suite 2 套房2	4	2	2	3	1	1	1	0	0	0	1	0	0	
	Bathroom 2 浴室2	3	0	0	1	0	0	0	1	1	0	0	0	0	
	Lavatory 洗手間	1	0	0	0	0	0	0	1	0	0	0	0	0	
	Staircase 樓梯	1	2	0	1	0	0	0	0	0	0	0	0	0	
	Corridor 走廊	3	1	0	1	0	0	0	0	0	0	0	0	1	
	R.S.M.R.R. 垃圾及物料回收房	2	1	0	2	0	0	0	0	0	0	0	0	0	
Lavatory (near R.S.M.R.R.) 洗手間(近垃圾及物料回收房)	3	0	0	0	0	0	0	0	1	0	0	0	0		

Notes :

- “1, 2, .....”denotes the quantity of such provision(s) provided in the residential property.
- The quantity of the lighting switch shown in the schedule denotes the quantity of switch faceplate.
- 4/F, 13/F & 14/F are omitted.

備註:

- “1, 2, .....” 表示提供於該住宅物業內的裝置數量。
- 說明表所顯示的燈掣數量是表示燈掣面板的數量。
- 不設4樓、13樓及14樓。



Schedule of Mechanical & Electrical Provisions 機電裝置數量說明表  
Flat B (Triplex) on B/F, G/F, 1/F & 2/F 地庫、地下、1樓及2樓之單位B (Triplex)

Floor 樓層	Location 位置	Items 項目													
		Lighting Point 燈位	Lighting Switch 燈掣	Power Switch 電掣	Socket Outlet 插座	TV & FM Outlet 電視及電台 天線插座	Telephone Outlet 電話插座	Data Outlet 數據插座	Electric Water Heater Switch 電熱水爐 開關掣	Exhaust Fan Switch 抽氣扇 開關掣	Washing Machine Connection Point 洗衣乾衣機 接駁點	Air- conditioner Point for Indoor Unit 室內空調機 接駁點	Air- conditioner Point for Outdoor Unit 室外空調機 接駁點	Video Door Phone 視像對講機	Miniature Circuit Breakers Board 總電掣箱
B/F 地庫	Lift Lobby 升降機大堂	3	1	0	0	0	0	0	0	0	0	0	0	0	
	Lift Machine Room 升降機房	4	0	0	0	0	0	0	0	0	0	0	0	0	
G/F 地下	Living Room and Dining Room 客廳及飯廳	54	5	0	3	0	0	0	0	0	4	0	0	0	
	Store Room 儲物室	2	0	0	1	0	0	0	0	0	0	0	0	0	
	Lavatory 洗手間	4	0	0	0	0	0	0	0	0	0	0	0	0	
	Staircase 樓梯	12	2	0	1	0	0	0	0	0	0	0	0	0	
	Garden 花園	0	0	0	0	0	0	0	0	0	0	2	0	0	
1/F 1樓	Living Room and Dining Room 客廳及飯廳	47	10	0	12	3	3	2	0	0	5	0	0	0	
	Kitchen 廚房	6	1	0	5	0	0	0	0	1	1	0	0	0	
	Store Room 儲物室	6	1	0	5	0	0	0	0	0	1	0	1	3	
	Lavatory 洗手間	7	0	0	1	0	0	0	1	0	0	0	0	0	
	Staircase 樓梯	9	2	0	1	0	0	0	0	0	0	0	0	0	
	R.S.M.R.R. 垃圾及物料回收房	2	1	0	2	0	0	0	0	1	0	0	0	0	
	Lavatory (near R.S.M.R.R.) 洗手間 (近垃圾及物料回收房)	3	1	0	0	0	0	0	1	1	0	0	0	0	
2/F 2樓	Master Bedroom 主人睡房	42	9	0	6	1	1	1	0	0	3	0	0	0	
	Master Bathroom 主人浴室	15	2	0	4	0	0	0	0	0	1	0	0	0	
	Suite 1 套房1	10	3	0	4	0	0	1	0	0	1	0	0	0	
	Bathroom 1 浴室1	6	0	0	2	0	0	0	1	0	0	0	0	0	
	Suite 2 套房2	12	4	0	4	0	1	1	0	0	1	0	0	0	
	Bathroom 2 浴室2	6	0	0	2	0	0	0	1	0	0	0	0	0	
	Lavatory 洗手間	2	0	0	0	0	0	0	0	0	0	0	0	0	
	Staircase 樓梯	4	1	0	0	0	0	0	0	0	0	0	0	0	
	Corridor 走廊	5	1	0	1	0	0	0	0	0	0	0	1	0	

## Notes :

- “1, 2, .....” denotes the quantity of such provision(s) provided in the residential property.
- The quantity of the lighting switch shown in the schedule denotes the quantity of switch faceplate.
- 4/F, 13/F & 14/F are omitted.

## 備註:

- “1, 2, .....” 表示提供於該住宅物業內的裝置數量。
- 說明表所顯示的燈掣數量是表示燈掣面板的數量。
- 不設4樓、13樓及14樓。

# Fittings, Finishes and Appliances

## 裝置、裝修物料及設備

Schedule of Mechanical & Electrical Provisions 機電裝置數量說明表  
Flat A (Superior Duplex) on 3/F & 5/F 3樓及5樓之單位A (Superior Duplex)

Floor 樓層	Location 位置	Items 項目													
		Lighting Point 燈位	Lighting Switch 燈掣	Power Switch 電掣	Socket Outlet 插座	TV & FM Outlet 電視及電台 天線插座	Telephone Outlet 電話插座	Data Outlet 數據插座	Electric Water Heater Switch 電熱水爐 開關掣	Exhaust Fan Switch 抽氣扇 開關掣	Washing Machine Connection Point 洗衣乾衣機 接駁點	Air- conditioner Point for Indoor Unit 室內空調機 接駁點	Air- conditioner Point for Outdoor Unit 室外空調機 接駁點	Video Door Phone 視像對講機	Miniature Circuit Breakers Board 總電掣箱
3/F 3樓	Living Room and Dining Room 客廳及飯廳	101	7	20	15	0	2	1	0	0	0	9	0	0	0
	Suite 2 套房2	16	2	5	4	1	1	1	0	0	0	1	0	0	0
	Bathroom 2 浴室2	4	0	1	2	0	0	0	1	1	0	1	0	0	0
	Kitchen 廚房	9	2	6	16	0	0	0	1	1	1	1	0	0	4
	Store Room 儲物室	2	1	2	1	0	0	0	0	0	0	1	0	1	0
	Store Room (inside STORE) 儲物室 (儲物室內)	2	1	1	1	0	0	0	0	0	0	1	0	0	0
	Store Room near Kitchen (For A/C Outdoor Unit) 儲物室近廚房 (放置空調戶外機)	0	0	2	0	0	0	0	0	0	0	0	1	0	0
	Store Room near Store Room (For A/C Outdoor Unit) 儲物室近儲物室 (放置空調戶外機)	0	0	1	0	0	0	0	0	0	0	0	1	0	0
	Lavatory 洗手間	7	0	0	0	0	0	0	0	1	1	0	0	0	0
	Staircase 樓梯	2	1	0	1	0	0	0	0	0	0	0	0	1	0
	Balcony 露台	2	0	0	0	0	0	0	0	0	0	0	0	0	0
	R.S.M.R.R. 垃圾及物料回收房	2	1	0	2	0	0	0	0	0	1	0	0	0	0
Lavatory (near R.S.M.R.R.) 洗手間 (近垃圾及物料回收房)	3	0	0	0	0	0	0	0	1	1	0	0	0	0	
5/F 5樓	Master Bedroom 主人睡房	27	6	5	13	1	1	1	0	0	0	1	0	0	0
	Master Bathroom 主人浴室	20	3	3	4	0	0	0	2	1	0	3	0	0	0
	Suite 1 套房1	10	4	2	3	1	1	2	0	0	0	1	0	0	0
	Bathroom 1 浴室1	2	0	0	1	0	0	0	1	1	0	0	0	0	0
	Lounge 雅座	2	2	2	4	0	1	1	0	0	0	1	0	0	0
	Store Room (For A/C Outdoor Unit) 儲物室 (放置空調戶外機)	0	1	1	0	0	0	0	0	0	0	0	1	0	0
	Staircase 樓梯	3	1	0	1	0	0	0	0	0	0	0	0	1	0
	Corridor 走廊	4	0	1	0	0	0	0	0	0	0	1	0	0	0

Notes :

- “1, 2, .....”denotes the quantity of such provision(s) provided in the residential property.
- The quantity of the lighting switch shown in the schedule denotes the quantity of switch faceplate.
- 4/F, 13/F & 14/F are omitted.

備註:

- “1, 2, .....” 表示提供於該住宅物業內的裝置數量。
- 說明表所顯示的燈掣數量是表示燈掣面板的數量。
- 不設4樓、13樓及14樓。

Schedule of Mechanical & Electrical Provisions 機電裝置數量說明表  
Flat B (Duplex) on 5/F & 6/F 5樓及6樓之單位B (Duplex)

Floor 樓層	Location 位置	Items 項目													
		Lighting Point 燈位	Lighting Switch 燈掣	Power Switch 電掣	Socket Outlet 插座	TV & FM Outlet 電視及電台 天線插座	Telephone Outlet 電話插座	Data Outlet 數據插座	Electric Water Heater Switch 電熱水爐 開關掣	Exhaust Fan Switch 抽氣扇 開關掣	Washing Machine Connection Point 洗衣乾衣機 接駁點	Air- conditioner Point for Indoor Unit 室內空調機 接駁點	Air- conditioner Point for Outdoor Unit 室外空調機 接駁點	Video Door Phone 視像對講機	Miniature Circuit Breakers Board 總電掣箱
5/F 5樓	Living Room and Dining Room 客廳及飯廳	27	5	1	8	2	2	2	0	0	0	4	0	1	0
	Kitchen 廚房	7	1	1	5	0	0	0	1	0	1	2	0	0	0
	Store Room 儲物室	1	1	0	2	0	1	1	0	0	0	0	0	1	3
	Store Room (For A/C Outdoor Unit) 儲物室 (放置空調戶外機)	0	0	1	0	0	0	0	0	0	0	0	1	0	0
	Lavatory 洗手間	3	0	0	0	0	0	0	0	0	0	0	0	0	0
	Staircase 樓梯	1	1	0	0	0	0	0	0	0	0	0	0	0	0
	Balcony 露台	2	0	0	0	0	0	0	0	0	0	0	0	0	0
	R.S.M.R.R. 垃圾及物料回收房	2	1	0	2	0	0	0	0	1	0	0	0	0	0
	Lavatory (near R.S.M.R.R.) 洗手間 (近垃圾及物料回收房)	3	0	0	0	0	0	0	1	0	0	0	0	0	0
6/F 6樓	Master Bedroom 主人睡房	13	5	1	7	1	2	1	0	0	0	3	0	0	0
	Master Bathroom 主人浴室	10	0	1	3	0	0	0	2	0	0	1	0	0	0
	Suite 1 套房1	4	3	1	4	1	1	1	0	0	0	1	0	0	0
	Bathroom 1 浴室1	6	0	1	1	0	0	0	1	0	0	0	0	0	0
	Suite 2 套房2	4	3	1	4	1	1	1	0	0	0	1	0	0	0
	Bathroom 2 浴室2	6	0	1	1	0	0	0	1	0	0	0	0	0	0
	Lounge 雅座	4	1	0	2	1	1	1	0	0	0	1	0	0	0
	Store Room (For A/C Outdoor Unit) 儲物室 (放置空調戶外機)	0	0	1	0	0	0	0	0	0	0	0	1	0	0
	Staircase 樓梯	2	0	0	0	0	0	0	0	0	0	0	0	0	0
Corridor 走廊	5	3	0	2	0	0	0	0	0	0	1	0	1	0	

## Notes :

- “1, 2, .....”denotes the quantity of such provision(s) provided in the residential property.
- The quantity of the lighting switch shown in the schedule denotes the quantity of switch faceplate.
- 4/F, 13/F & 14/F are omitted.

## 備註:

- “1, 2, .....” 表示提供於該住宅物業內的裝置數量。
- 說明表所顯示的燈掣數量是表示燈掣面板的數量。
- 不設4樓、13樓及14樓。

# Fittings, Finishes and Appliances

## 裝置、裝修物料及設備

Schedule of Mechanical & Electrical Provisions 機電裝置數量說明表  
Flat A (Duplex) on 6/F & 7/F 6樓及7樓之單位A (Duplex)

Floor 樓層	Location 位置	Items 項目													
		Lighting Point 燈位	Lighting Switch 燈掣	Power Switch 電掣	Socket Outlet 插座	TV & FM Outlet 電視及電台 天線插座	Telephone Outlet 電話插座	Data Outlet 數據插座	Electric Water Heater Switch 電熱水爐 開關掣	Exhaust Fan Switch 抽氣扇 開關掣	Washing Machine Connection Point 洗衣乾衣機 接駁點	Air- conditioner Point for Indoor Unit 室內空調機 接駁點	Air- conditioner Point for Outdoor Unit 室外空調機 接駁點	Video Door Phone 視像對講機	Miniature Circuit Breakers Board 總電掣箱
6/F 6樓	Living Room and Dining Room 客廳及飯廳	27	5	1	7	2	2	2	0	0	0	4	0	1	0
	Kitchen 廚房	7	1	1	5	0	0	0	1	0	1	2	0	0	0
	Store Room 儲物室	1	1	0	2	0	1	1	0	0	0	0	0	1	3
	Store Room (For A/C Outdoor Unit) 儲物室 (放置空調戶外機)	0	0	1	0	0	0	0	0	0	0	0	1	0	0
	Lavatory 洗手間	3	0	0	0	0	0	0	0	0	0	0	0	0	0
	Staircase 樓梯	1	1	0	0	0	0	0	0	0	0	0	0	0	0
	Balcony 露台	2	0	0	0	0	0	0	0	0	0	0	0	0	0
	R.S.M.R.R. 垃圾及物料回收房	2	1	0	2	0	0	0	0	1	0	0	0	0	0
	Lavatory (near R.S.M.R.R.) 洗手間 (近垃圾及物料回收房)	3	0	0	0	0	0	0	1	0	0	0	0	0	0
7/F 7樓	Master Bedroom 主人睡房	13	5	1	7	1	2	1	0	0	0	3	0	0	0
	Master Bathroom 主人浴室	10	0	1	3	0	0	0	2	0	0	1	0	0	0
	Suite 1 套房1	4	3	1	4	1	1	1	0	0	0	1	0	0	0
	Bathroom 1 浴室1	6	0	1	1	0	0	0	1	0	0	0	0	0	0
	Suite 2 套房2	4	3	1	4	1	1	1	0	0	0	1	0	0	0
	Bathroom 2 浴室2	6	0	1	1	0	0	0	1	0	0	0	0	0	0
	Lounge 雅座	4	1	0	1	1	1	1	0	0	0	1	0	0	0
	Store Room (For A/C Outdoor Unit) 儲物室 (放置空調戶外機)	0	0	1	0	0	0	0	0	0	0	0	1	0	0
	Staircase 樓梯	2	0	0	0	0	0	0	0	0	0	0	0	0	0
Corridor 走廊	5	3	0	2	0	0	0	0	0	0	1	0	1	0	

Notes :

- “1, 2, .....”denotes the quantity of such provision(s) provided in the residential property.
- The quantity of the lighting switch shown in the schedule denotes the quantity of switch faceplate.
- 4/F, 13/F & 14/F are omitted.

備註:

- “1, 2, .....” 表示提供於該住宅物業內的裝置數量。
- 說明表所顯示的燈掣數量是表示燈掣面板的數量。
- 不設4樓、13樓及14樓。



Schedule of Mechanical & Electrical Provisions 機電裝置數量說明表  
Flat B (Duplex) on 7/F & 8/F 7樓及8樓之單位B (Duplex)

Floor 樓層	Location 位置	Items 項目													
		Lighting Point 燈位	Lighting Switch 燈掣	Power Switch 電掣	Socket Outlet 插座	TV & FM Outlet 電視及電台 天線插座	Telephone Outlet 電話插座	Data Outlet 數據插座	Electric Water Heater Switch 電熱水爐 開關掣	Exhaust Fan Switch 抽氣扇 開關掣	Washing Machine Connection Point 洗衣乾衣機 接駁點	Air- conditioner Point for Indoor Unit 室內空調機 接駁點	Air- conditioner Point for Outdoor Unit 室外空調機 接駁點	Video Door Phone 視像對講機	Miniature Circuit Breakers Board 總電掣箱
7/F 7樓	Living Room and Dining Room 客廳及飯廳	27	5	1	8	2	2	2	0	0	0	4	0	1	0
	Kitchen 廚房	7	1	1	5	0	0	0	1	0	1	2	0	0	0
	Store Room 儲物室	0	0	0	1	0	1	1	0	0	0	0	0	0	3
	Store Room (For A/C Outdoor Unit) 儲物室 (放置空調戶外機)	0	0	1	0	0	0	0	0	0	0	0	1	0	0
	Lavatory 洗手間	3	0	0	0	0	0	0	0	0	0	0	0	0	0
	Staircase 樓梯	1	1	0	0	0	0	0	0	0	0	0	0	0	0
	Balcony 露台	2	0	0	0	0	0	0	0	0	0	0	0	0	0
	R.S.M.R.R. 垃圾及物料回收房	2	1	0	2	0	0	0	0	1	0	0	0	0	0
	Lavatory (near R.S.M.R.R.) 洗手間 (近垃圾及物料回收房)	3	0	0	0	0	0	0	1	0	0	0	0	0	0
8/F 8樓	Master Bedroom 主人睡房	13	5	1	7	1	2	1	0	0	0	3	0	0	0
	Master Bathroom 主人浴室	10	0	1	3	0	0	0	2	0	0	1	0	0	0
	Suite 1 套房1	4	3	1	4	1	1	1	0	0	0	1	0	0	0
	Bathroom 1 浴室1	6	0	1	1	0	0	0	1	0	0	0	0	0	0
	Suite 2 套房2	4	3	1	4	1	1	1	0	0	0	1	0	0	0
	Bathroom 2 浴室2	6	0	1	1	0	0	0	1	0	0	0	0	0	0
	Lounge 雅座	4	1	0	2	1	1	1	0	0	0	1	0	0	0
	Store Room (For A/C Outdoor Unit) 儲物室 (放置空調戶外機)	0	0	1	0	0	0	0	0	0	0	0	1	0	0
	Staircase 樓梯	2	0	0	0	0	0	0	0	0	0	0	0	0	0
	Corridor 走廊	5	3	0	2	0	0	0	0	0	0	1	0	1	0

## Notes :

- “1, 2, .....”denotes the quantity of such provision(s) provided in the residential property.
- The quantity of the lighting switch shown in the schedule denotes the quantity of switch faceplate.
- 4/F, 13/F & 14/F are omitted.

## 備註:

- “1, 2, .....” 表示提供於該住宅物業內的裝置數量。
- 說明表所顯示的燈掣數量是表示燈掣面板的數量。
- 不設4樓、13樓及14樓。

# Fittings, Finishes and Appliances

## 裝置、裝修物料及設備

Schedule of Mechanical & Electrical Provisions 機電裝置數量說明表  
Flat A (Duplex) on 8/F & 9/F 8樓及9樓之單位A (Duplex)

Floor 樓層	Location 位置	Items 項目													
		Lighting Point 燈位	Lighting Switch 燈掣	Power Switch 電掣	Socket Outlet 插座	TV & FM Outlet 電視及電台 天線插座	Telephone Outlet 電話插座	Data Outlet 數據插座	Electric Water Heater Switch 電熱水爐 開關掣	Exhaust Fan Switch 抽氣扇 開關掣	Washing Machine Connection Point 洗衣乾衣機 接駁點	Air- conditioner Point for Indoor Unit 室內空調機 接駁點	Air- conditioner Point for Outdoor Unit 室外空調機 接駁點	Video Door Phone 視像對講機	Miniature Circuit Breakers Board 總電掣箱
8/F 8樓	Living Room and Dining Room 客廳及飯廳	27	5	1	7	2	2	2	0	0	0	4	0	1	0
	Kitchen 廚房	7	1	1	5	0	0	0	1	0	1	2	0	0	0
	Store Room 儲物室	1	1	0	2	0	0	1	0	0	0	0	0	1	3
	Store Room (For A/C Outdoor Unit) 儲物室 (放置空調戶外機)	0	0	1	0	0	0	0	0	0	0	0	1	0	0
	Lavatory 洗手間	3	0	0	0	0	0	0	0	0	0	0	0	0	0
	Staircase 樓梯	1	1	0	0	0	0	0	0	0	0	0	0	0	0
	Balcony 露台	2	0	0	0	0	0	0	0	0	0	0	0	0	0
	R.S.M.R.R. 垃圾及物料回收房	2	1	0	2	0	0	0	0	1	0	0	0	0	0
	Lavatory (near R.S.M.R.R.) 洗手間 (近垃圾及物料回收房)	3	0	0	0	0	0	0	1	0	0	0	0	0	0
9/F 9樓	Master Bedroom 主人睡房	20	0	0	7	1	2	1	0	0	0	3	0	0	0
	Master Bathroom 主人浴室	10	0	1	3	0	0	0	2	0	0	1	0	0	0
	Suite 1 套房1	4	3	1	4	1	1	1	0	0	0	1	0	0	0
	Bathroom 1 浴室1	6	0	1	1	0	0	0	1	0	0	0	0	0	0
	Suite 2 套房2	4	3	1	4	1	1	1	0	0	0	1	0	0	0
	Bathroom 2 浴室2	6	0	1	1	0	0	0	1	0	0	0	0	0	0
	Store Room (For A/C Outdoor Unit) 儲物室 (放置空調戶外機)	0	0	1	0	0	0	0	0	0	0	0	1	0	0
	Staircase 樓梯	2	0	0	0	0	0	0	0	0	0	0	0	0	0
	Corridor 走廊	4	2	0	2	0	0	0	0	0	0	0	0	1	0

Notes :

- “1, 2, .....”denotes the quantity of such provision(s) provided in the residential property.
- The quantity of the lighting switch shown in the schedule denotes the quantity of switch faceplate.
- 4/F, 13/F & 14/F are omitted.

備註:

- “1, 2, .....” 表示提供於該住宅物業內的裝置數量。
- 說明表所顯示的燈掣數量是表示燈掣面板的數量。
- 不設4樓、13樓及14樓。

Schedule of Mechanical & Electrical Provisions 機電裝置數量說明表  
Flat B (Duplex) on 9/F & 10/F 9樓及10樓之單位B (Duplex)

Floor 樓層	Location 位置	Items 項目													
		Lighting Point 燈位	Lighting Switch 燈掣	Power Switch 電掣	Socket Outlet 插座	TV & FM Outlet 電視及電台 天線插座	Telephone Outlet 電話插座	Data Outlet 數據插座	Electric Water Heater Switch 電熱水爐 開關掣	Exhaust Fan Switch 抽氣扇 開關掣	Washing Machine Connection Point 洗衣乾衣機 接駁點	Air- conditioner Point for Indoor Unit 室內空調機 接駁點	Air- conditioner Point for Outdoor Unit 室外空調機 接駁點	Video Door Phone 視像對講機	Miniature Circuit Breakers Board 總電掣箱
9/F 9樓	Living Room and Dining Room 客廳及飯廳	57	6	15	9	1	2	1	0	0	0	5	0	1	0
	Kitchen 廚房	8	1	6	10	0	0	0	1	1	1	2	0	1	0
	Store Room 儲物室	2	1	3	2	0	1	1	0	0	0	0	0	0	3
	Store Room (For A/C Outdoor Unit) 儲物室 (放置空調戶外機)	0	0	1	0	0	0	0	0	0	0	0	1	0	0
	Lavatory 洗手間	4	0	0	0	0	0	0	1	1	0	0	0	0	0
	Staircase 樓梯	2	1	0	0	0	0	0	0	0	0	0	0	0	0
	Balcony 露台	2	0	0	0	0	0	0	0	0	0	0	0	0	0
	R.S.M.R.R. 垃圾及物料回收房	2	0	0	2	0	0	0	0	1	0	1	0	0	0
	Lavatory (near R.S.M.R.R.) 洗手間 (近垃圾及物料回收房)	3	1	0	0	0	0	0	1	1	0	0	0	0	0
10/F 10樓	Master Bedroom 主人睡房	29	6	12	12	1	0	2	0	0	0	3	0	0	0
	Master Bathroom 主人浴室	9	0	5	4	1	0	0	2	1	0	1	0	0	0
	Suite 1 套房1	13	2	4	5	1	2	1	0	0	0	1	0	0	0
	Bathroom 1 浴室1	4	0	2	2	0	0	0	1	1	0	0	0	0	0
	Lounge 雅座	5	1	4	2	2	0	2	0	0	0	1	0	0	0
	Store Room (For A/C Outdoor Unit) 儲物室 (放置空調戶外機)	0	0	1	0	0	0	0	0	0	0	0	1	0	0
	Staircase 樓梯	7	1	0	1	0	0	0	0	0	0	0	0	1	0
	Corridor 走廊	7	1	1	0	0	0	0	0	0	0	1	0	0	0

## Notes :

- “1, 2, .....”denotes the quantity of such provision(s) provided in the residential property.
- The quantity of the lighting switch shown in the schedule denotes the quantity of switch faceplate.
- 4/F, 13/F & 14/F are omitted.

## 備註:

- “1, 2, .....” 表示提供於該住宅物業內的裝置數量。
- 說明表所顯示的燈掣數量是表示燈掣面板的數量。
- 不設4樓、13樓及14樓。

# Fittings, Finishes and Appliances

## 裝置、裝修物料及設備

Schedule of Mechanical & Electrical Provisions 機電裝置數量說明表  
Flat A (Duplex) on 10/F & 11/F 10樓及11樓之單位A (Duplex)

Floor 樓層	Location 位置	Items 項目													
		Lighting Point 燈位	Lighting Switch 燈掣	Power Switch 電掣	Socket Outlet 插座	TV & FM Outlet 電視及電台 天線插座	Telephone Outlet 電話插座	Data Outlet 數據插座	Electric Water Heater Switch 電熱水爐 開關掣	Exhaust Fan Switch 抽氣扇 開關掣	Washing Machine Connection Point 洗衣乾衣機 接駁點	Air- conditioner Point for Indoor Unit 室內空調機 接駁點	Air- conditioner Point for Outdoor Unit 室外空調機 接駁點	Video Door Phone 視像對講機	Miniature Circuit Breakers Board 總電掣箱
10/F 10樓	Living Room and Dining Room 客廳及飯廳	52	7	0	24	2	2	2	0	0	0	5	0	1	0
	Kitchen 廚房	8	1	1	11	0	0	0	0	0	1	2	0	0	0
	Store Room 儲物室	1	0	0	0	0	0	0	0	0	0	0	0	0	2
	Store Room (For A/C Outdoor Unit) 儲物室 (放置空調戶外機)	0	0	1	0	0	0	0	0	0	0	0	1	0	0
	Lavatory 洗手間	2	0	0	0	0	0	0	0	0	0	0	0	0	0
	Staircase 樓梯	1	1	0	0	0	0	0	0	0	0	0	0	0	0
	Balcony 露台	2	0	0	0	0	0	0	0	0	0	0	0	0	0
	R.S.M.R.R. 垃圾及物料回收房	2	1	0	0	0	0	0	0	0	0	0	0	0	0
	Lavatory (near R.S.M.R.R.) 洗手間 (近垃圾及物料回收房)	3	0	0	0	0	0	0	1	0	0	0	0	0	0
11/F 11樓	Master Bedroom 主人睡房	28	6	0	12	0	2	0	0	0	0	3	0	0	0
	Master Bathroom 主人浴室	10	1	1	1	0	0	0	0	0	0	1	0	0	0
	Suite 1 套房1	8	4	1	9	1	2	1	0	0	0	1	0	0	0
	Bathroom 1 浴室1	6	0	1	0	0	0	0	0	0	0	0	0	0	0
	Store Room (For A/C Outdoor Unit) 儲物室 (放置空調戶外機)	0	0	1	0	0	0	0	0	0	0	1	1	0	0
	Staircase 樓梯	4	1	0	1	0	0	0	0	0	0	0	0	1	0
	Corridor 走廊	5	0	0	2	0	0	0	0	0	0	0	0	0	0

Notes :

- “1, 2, .....”denotes the quantity of such provision(s) provided in the residential property.
- The quantity of the lighting switch shown in the schedule denotes the quantity of switch faceplate.
- 4/F, 13/F & 14/F are omitted.

備註:

- “1, 2, .....” 表示提供於該住宅物業內的裝置數量。
- 說明表所顯示的燈掣數量是表示燈掣面板的數量。
- 不設4樓、13樓及14樓。



Schedule of Mechanical & Electrical Provisions 機電裝置數量說明表  
Flat B (Superior Duplex) on 11/F & 12/F 11樓及12樓之單位B (Superior Duplex)

Floor 樓層	Location 位置	Items 項目													
		Lighting Point 燈位	Lighting Switch 燈掣	Power Switch 電掣	Socket Outlet 插座	TV & FM Outlet 電視及電台 天線插座	Telephone Outlet 電話插座	Data Outlet 數據插座	Electric Water Heater Switch 電熱水爐 開關掣	Exhaust Fan Switch 抽氣扇 開關掣	Washing Machine Connection Point 洗衣乾衣機 接駁點	Air- conditioner Point for Indoor Unit 室內空調機 接駁點	Air- conditioner Point for Outdoor Unit 室外空調機 接駁點	Video Door Phone 視像對講機	Miniature Circuit Breakers Board 總電掣箱
11/F 11樓	Master Bedroom 主人睡房	15	4	1	12	1	1	1	0	0	0	3	0	0	0
	Master Bathroom 主人浴室	8	2	0	2	0	0	0	2	1	0	2	0	0	0
	Suite 1 套房1	9	3	1	5	1	1	1	0	0	0	1	0	0	0
	Bathroom 1浴室1	6	0	0	1	0	0	0	1	1	0	0	0	0	0
	Suite 2 套房2	7	3	1	5	1	1	1	0	0	0	0	0	0	0
	Bathroom 2浴室2	6	0	0	1	0	0	0	1	1	0	0	0	0	0
	Store Room 儲物室	2	0	0	0	0	0	0	0	0	0	1	0	0	0
	Store Room (For A/C Outdoor Unit) 儲物室 (放置空調戶外機)	0	0	1	0	0	0	0	0	0	0	0	1	0	0
	Staircase 樓梯	1	1	1	1	0	0	0	0	0	0	1	0	0	0
	Corridor 走廊	3	1	0	0	0	0	0	0	0	0	0	0	1	0
	R.S.M.R.R. 垃圾及物料回收房	2	1	0	2	0	0	0	0	0	0	0	0	0	0
Lavatory (near R.S.M.R.R.) 洗手間 (近垃圾及物料回收房)	3	1	0	0	0	0	0	0	0	0	0	0	0	0	
12/F 12樓	Living Room and Dining Room 客廳及飯廳	41	6	9	21	2	2	2	0	0	0	9	0	1	0
	Kitchen 廚房	16	1	1	4	0	0	0	1	1	1	2	0	1	1
	Store Room (For A/C Outdoor Unit) 儲物室 (放置空調戶外機)	0	0	1	0	0	0	0	0	0	0	0	1	0	0
	Lavatory 洗手間	6	2	1	0	0	0	0	0	1	0	0	0	0	0
	Staircase 樓梯	4	1	0	1	0	0	0	0	0	0	0	0	0	0
	Balcony 露台	2	0	0	0	0	0	0	0	0	0	0	0	0	0
	Store Room (near LAV) 儲物室 (近洗手間)	2	1	0	2	0	0	0	0	0	0	0	0	0	0
Lavatory (near STORE) 洗手間 (近儲物室)	3	1	0	0	0	0	0	1	0	0	0	0	0	0	

## Notes :

- “1, 2, .....”denotes the quantity of such provision(s) provided in the residential property.
- The quantity of the lighting switch shown in the schedule denotes the quantity of switch faceplate.
- 4/F, 13/F & 14/F are omitted.

## 備註:

- “1, 2, .....” 表示提供於該住宅物業內的裝置數量。
- 說明表所顯示的燈掣數量是表示燈掣面板的數量。
- 不設4樓、13樓及14樓。

# Fittings, Finishes and Appliances

## 裝置、裝修物料及設備

Schedule of Mechanical & Electrical Provisions 機電裝置數量說明表  
Flat A (Simplex) on 15/F 15樓之單位A (Simplex)

Floor 樓層	Location 位置	Items 項目													
		Lighting Point 燈位	Lighting Switch 燈掣	Power Switch 電掣	Socket Outlet 插座	TV & FM Outlet 電視及電台 天線插座	Telephone Outlet 電話插座	Data Outlet 數據插座	Electric Water Heater Switch 電熱水爐 開關掣	Exhaust Fan Switch 抽氣扇 開關掣	Washing Machine Connection Point 洗衣乾衣機 接駁點	Air- conditioner Point for Indoor Unit 室內空調機 接駁點	Air- conditioner Point for Outdoor Unit 室外空調機 接駁點	Video Door Phone 視像對講機	Miniature Circuit Breakers Board 總電掣箱
15/F 15樓	Living Room and Dining Room 客廳及飯廳	18	5	10	14	2	2	0	0	0	0	6	0	1	0
	Kitchen 廚房	4	0	2	4	0	0	0	1	1	1	1	0	0	0
	Master Bedroom 主人睡房	7	5	5	11	2	2	0	0	0	0	3	0	0	0
	Master Bathroom 主人浴室	5	0	2	0	0	0	0	2	1	0	2	0	0	0
	Suite 1 套房1	2	3	1	4	1	1	0	0	0	0	1	0	0	0
	Bathroom 1 浴室1	3	0	2	0	0	0	0	1	1	0	0	0	0	0
	Suite 2 套房2	2	3	1	4	1	1	0	0	0	0	1	0	0	0
	Bathroom 2 浴室2	3	0	2	1	0	0	0	1	1	0	0	0	0	0
	Lavatory 洗手間	3	0	0	0	0	0	0	1	1	0	0	0	0	0
	Store Room near Kitchen (For A/C Outdoor Unit) 儲物室近廚房 (放置空調戶外機)	0	0	0	0	0	0	0	0	0	0	0	1	0	0
	Balcony 露台	2	0	0	0	0	0	0	0	0	0	0	0	0	0
	R.S.M.R.R. 垃圾及物料回收房	2	1	0	2	0	0	0	0	0	0	0	0	0	0
	Lavatory (near R.S.M.R.R.) 洗手間 (近垃圾及物料回收房)	3	0	0	0	0	0	0	0	0	0	0	0	0	0
	Store Room 儲物室	1	2	1	1	0	1	0	0	0	0	1	0	1	3
Store Room near Master Bedroom (For A/C Outdoor Unit) 儲物室近主人睡房 (放置空調戶外機)	0	0	0	0	0	0	0	0	0	0	0	1	0	0	

Notes :

- “1, 2, .....”denotes the quantity of such provision(s) provided in the residential property.
- The quantity of the lighting switch shown in the schedule denotes the quantity of switch faceplate.
- 4/F, 13/F & 14/F are omitted.

備註:

- “1, 2, .....” 表示提供於該住宅物業內的裝置數量。
- 說明表所顯示的燈掣數量是表示燈掣面板的數量。
- 不設4樓、13樓及14樓。

Schedule of Mechanical & Electrical Provisions 機電裝置數量說明表  
Flat A (Simplex) on 16/F 16樓之單位A (Simplex)

Floor 樓層	Location 位置	Items 項目													
		Lighting Point 燈位	Lighting Switch 燈掣	Power Switch 電掣	Socket Outlet 插座	TV & FM Outlet 電視及電台 天線插座	Telephone Outlet 電話插座	Data Outlet 數據插座	Electric Water Heater Switch 電熱水爐 開關掣	Exhaust Fan Switch 抽氣扇 開關掣	Washing Machine Connection Point 洗衣乾衣機 接駁點	Air- conditioner Point for Indoor Unit 室內空調機 接駁點	Air- conditioner Point for Outdoor Unit 室外空調機 接駁點	Video Door Phone 視像對講機	Miniature Circuit Breakers Board 總電掣箱
16/F 16樓	Living Room and Dining Room 客廳及飯廳	16	5	10	14	2	2	0	0	0	0	6	0	1	0
	Kitchen 廚房	4	0	4	3	0	0	0	1	1	1	1	0	0	0
	Master Bedroom 主人睡房	7	5	5	10	2	2	0	0	0	0	3	0	0	0
	Master Bathroom 主人浴室	5	0	2	0	0	0	0	2	1	0	2	0	0	0
	Suite 1 套房1	2	3	1	5	1	1	0	0	0	0	0	0	0	0
	Bathroom 1 浴室1	3	0	2	0	0	0	0	1	1	0	1	0	0	0
	Suite 2 套房2	2	3	1	6	1	1	0	0	0	0	0	0	0	0
	Bathroom 2 浴室2	3	0	2	1	0	0	0	1	1	0	0	0	0	0
	Lavatory 洗手間	3	0	0	0	0	0	0	1	1	0	1	0	0	0
	Store Room near Kitchen (For A/C Outdoor Unit) 儲物室近廚房 (放置空調戶外機)	0	0	0	0	0	0	0	0	0	0	0	1	0	0
	Balcony 露台	2	0	0	0	0	0	0	0	0	0	0	0	0	0
	R.S.M.R.R. 垃圾及物料回收房	2	1	0	2	0	0	0	0	0	0	0	0	0	0
	Lavatory (near R.S.M.R.R.) 洗手間 (近垃圾及物料回收房)	3	0	0	0	0	0	0	0	0	0	0	0	0	0
	Store Room 儲物室	1	2	1	1	0	1	0	0	0	0	1	0	1	3
Store Room near Master Bedroom (For A/C Outdoor Unit) 儲物室近主人睡房 (放置空調戶外機)	0	0	0	0	0	0	0	0	0	0	0	1	0	0	

## Notes :

- “1, 2, .....”denotes the quantity of such provision(s) provided in the residential property.
- The quantity of the lighting switch shown in the schedule denotes the quantity of switch faceplate.
- 4/F, 13/F & 14/F are omitted.

## 備註:

- “1, 2, .....”表示提供於該住宅物業內的裝置數量。
- 說明表所顯示的燈掣數量是表示燈掣面板的數量。
- 不設4樓、13樓及14樓。

# Fittings, Finishes and Appliances

## 裝置、裝修物料及設備

Schedule of Mechanical & Electrical Provisions 機電裝置數量說明表  
Flat A (Simplex) on 17/F 17樓之單位A (Simplex)

Floor 樓層	Location 位置	Items 項目													
		Lighting Point 燈位	Lighting Switch 燈掣	Power Switch 電掣	Socket Outlet 插座	TV & FM Outlet 電視及電台 天線插座	Telephone Outlet 電話插座	Data Outlet 數據插座	Electric Water Heater Switch 電熱水爐 開關掣	Exhaust Fan Switch 抽氣扇 開關掣	Washing Machine Connection Point 洗衣乾衣機 接駁點	Air- conditioner Point for Indoor Unit 室內空調機 接駁點	Air- conditioner Point for Outdoor Unit 室外空調機 接駁點	Video Door Phone 視像對講機	Miniature Circuit Breakers Board 總電掣箱
17/F 17樓	Living Room and Dining Room 客廳及飯廳	16	5	10	14	2	2	0	0	0	0	6	0	1	0
	Kitchen 廚房	4	0	2	4	0	0	0	1	1	1	1	0	0	0
	Master Bedroom 主人睡房	7	5	5	8	2	2	0	0	0	0	3	0	0	0
	Master Bathroom 主人浴室	5	0	2	0	0	0	0	2	1	0	2	0	0	0
	Suite 1 套房1	2	3	1	4	1	1	0	0	0	0	1	0	0	0
	Bathroom 1 浴室1	3	0	2	0	0	0	0	1	1	0	0	0	0	0
	Suite 2 套房2	2	3	1	4	1	1	0	0	0	0	0	0	0	0
	Bathroom 2 浴室2	3	0	2	1	0	0	0	1	1	0	1	0	0	0
	Lavatory 洗手間	3	0	0	0	0	0	0	1	1	0	0	0	0	0
	Store Room near Kitchen (For A/C Outdoor Unit) 儲物室近廚房 (放置空調戶外機)	0	0	0	0	0	0	0	0	0	0	0	1	0	0
	Balcony 露台	2	0	0	0	0	0	0	0	0	0	0	0	0	0
	R.S.M.R.R. 垃圾及物料回收房	2	1	0	2	0	0	0	0	0	0	0	0	0	0
	Lavatory (near R.S.M.R.R.) 洗手間 (近垃圾及物料回收房)	3	0	0	0	0	0	0	0	0	0	0	0	0	0
	Store Room 儲物室	1	2	1	1	0	1	0	0	0	0	1	0	1	3
Store Room near Master Bedroom (For A/C Outdoor Unit) 儲物室近主人睡房 (放置空調戶外機)	0	0	0	0	0	0	0	0	0	0	0	1	0	0	

Notes :

- “1, 2, .....”denotes the quantity of such provision(s) provided in the residential property.
- The quantity of the lighting switch shown in the schedule denotes the quantity of switch faceplate.
- 4/F, 13/F & 14/F are omitted.

備註:

- “1, 2, .....” 表示提供於該住宅物業內的裝置數量。
- 說明表所顯示的燈掣數量是表示燈掣面板的數量。
- 不設4樓、13樓及14樓。



Schedule of Mechanical & Electrical Provisions 機電裝置數量說明表  
Flat A(Simplex) on 18/F 18樓之單位A (Simplex)

Floor 樓層	Location 位置	Items 項目													
		Lighting Point 燈位	Lighting Switch 燈掣	Power Switch 電掣	Socket Outlet 插座	TV & FM Outlet 電視及電台 天線插座	Telephone Outlet 電話插座	Data Outlet 數據插座	Electric Water Heater Switch 電熱水爐 開關掣	Exhaust Fan Switch 抽氣扇 開關掣	Washing Machine Connection Point 洗衣乾衣機 接駁點	Air- conditioner Point for Indoor Unit 室內空調機 接駁點	Air- conditioner Point for Outdoor Unit 室外空調機 接駁點	Video Door Phone 視像對講機	Miniature Circuit Breakers Board 總電掣箱
18/F 18樓	Living Room and Dining Room 客廳及飯廳	16	5	10	14	2	2	0	0	0	0	5	0	1	0
	Kitchen 廚房	4	0	2	3	0	0	0	1	1	1	1	0	0	0
	Master Bedroom 主人睡房	6	4	5	9	2	2	0	0	0	0	3	0	0	0
	Master Bathroom 主人浴室	5	0	2	0	0	0	0	2	1	0	2	0	0	0
	Suite 1 套房1	2	3	1	4	1	1	0	0	0	0	0	0	0	0
	Bathroom 1 浴室1	3	0	2	0	0	0	0	1	1	0	1	0	0	0
	Suite 2 套房2	2	3	1	5	1	1	0	0	0	0	1	0	0	0
	Bathroom 2 浴室2	3	0	2	0	0	0	0	1	1	0	0	0	0	0
	Lavatory 洗手間	3	0	0	0	0	0	0	1	1	0	0	0	0	0
	Store Room near Kitchen (For A/C Outdoor Unit) 儲物室近廚房 (放置空調戶外機)	0	0	0	0	0	0	0	0	0	0	0	1	0	0
	Balcony 露台	2	0	0	0	0	0	0	0	0	0	0	0	0	0
	R.S.M.R.R. 垃圾及物料回收房	2	1	0	2	0	0	0	0	0	0	0	0	0	0
	Lavatory (near R.S.M.R.R.) 洗手間 (近垃圾及物料回收房)	3	0	0	0	0	0	0	0	0	0	0	0	0	0
	Store Room 儲物室	1	2	1	1	0	1	0	0	0	0	1	0	1	3
Store Room near Master Bedroom (For A/C Outdoor Unit) 儲物室近主人睡房 (放置空調戶外機)	0	0	0	0	0	0	0	0	0	0	0	1	0	0	

## Notes :

- “1, 2, .....”denotes the quantity of such provision(s) provided in the residential property.
- The quantity of the lighting switch shown in the schedule denotes the quantity of switch faceplate.
- 4/F, 13/F & 14/F are omitted.

## 備註:

- “1, 2, .....”表示提供於該住宅物業內的裝置數量。
- 說明表所顯示的燈掣數量是表示燈掣面板的數量。
- 不設4樓、13樓及14樓。

## Fittings, Finishes and Appliances

### 裝置、裝修物料及設備

Schedule of Mechanical & Electrical Provisions 機電裝置數量說明表  
Flat A (Master Duplex) on 19/F & 20/F 19樓及20樓之單位A (Master Duplex)

Floor 樓層	Location 位置	Items 項目													
		Lighting Point 燈位	Lighting Switch 燈掣	Power Switch 電掣	Socket Outlet 插座	TV & FM Outlet 電視及電台 天線插座	Telephone Outlet 電話插座	Data Outlet 數據插座	Electric Water Heater Switch 電熱水爐 開關掣	Exhaust Fan Switch 抽氣扇 開關掣	Washing Machine Connection Point 洗衣乾衣機 接駁點	Air- conditioner Point for Indoor Unit 室內空調機 接駁點	Air- conditioner Point for Outdoor Unit 室外空調機 接駁點	Video Door Phone 視像對講機	Miniature Circuit Breakers Board 總電掣箱
19/F 19樓	Living Room and Dining Room 客廳及飯廳	62	6	6	25	1	1	1	0	0	0	9	0	1	0
	Kitchen 廚房	12	1	1	8	0	0	0	1	1	1	1	0	1	0
	Store Room (For A/C Outdoor Unit) 儲物室 (放置空調戶外機)	2	2	2	0	0	0	0	0	0	0	0	2	0	0
	Lavatory 洗手間	2	0	0	1	0	0	0	0	1	0	0	0	0	0
	Staircase 樓梯	0	0	0	0	0	0	0	0	0	0	0	0	0	0
	Balcony 露台	4	0	0	0	0	0	0	0	0	0	0	0	0	0
	R.S.M.R.R. 垃圾及物料回收房	2	1	0	2	0	0	0	0	1	0	0	0	0	0
Lavatory (near R.S.M.R.R.) 洗手間 (近垃圾及物料回收房)	2	1	1	0	0	0	0	1	1	0	0	0	0	0	

Notes :

- “1, 2, .....”denotes the quantity of such provision(s) provided in the residential property.
- The quantity of the lighting switch shown in the schedule denotes the quantity of switch faceplate.
- 4/F, 13/F & 14/F are omitted.

備註:

- “1, 2, .....” 表示提供於該住宅物業內的裝置數量。
- 說明表所顯示的燈掣數量是表示燈掣面板的數量。
- 不設4樓、13樓及14樓。

Schedule of Mechanical & Electrical Provisions 機電裝置數量說明表  
Flat A (Master Duplex) on 19/F & 20/F 19樓及20樓之單位A (Master Duplex)

Floor 樓層	Location 位置	Items 項目													
		Lighting Point 燈位	Lighting Switch 燈掣	Power Switch 電掣	Socket Outlet 插座	TV & FM Outlet 電視及電台 天線插座	Telephone Outlet 電話插座	Data Outlet 數據插座	Electric Water Heater Switch 電熱水爐 開關掣	Exhaust Fan Switch 抽氣扇 開關掣	Washing Machine Connection Point 洗衣乾衣機 接駁點	Air- conditioner Point for Indoor Unit 室內空調機 接駁點	Air- conditioner Point for Outdoor Unit 室外空調機 接駁點	Video Door Phone 視像對講機	Miniature Circuit Breakers Board 總電掣箱
20/F 20樓	Master Bedroom 1 主人睡房1	28	7	4	17	1	3	3	0	0	0	6	0	0	0
	Master Bathroom 1 主人浴室1	6	1	1	0	0	0	0	1	1	0	0	0	0	0
	Master Bathroom 2 主人浴室2	12	1	1	2	0	0	0	2	1	0	1	0	0	0
	Master Bedroom 2 主人睡房2	18	5	2	7	1	1	1	0	0	0	3	0	0	0
	Master Bathroom 3 主人浴室3	5	1	1	2	0	0	0	1	1	0	1	0	0	0
	Suite 1 套房1	9	4	3	7	1	0	1	0	0	0	2	0	0	0
	Bathroom 1 浴室1	5	1	1	0	0	0	0	1	1	0	1	0	0	0
	Lavatory 1 洗手間 1	3	0	1	0	0	0	0	0	0	0	0	0	0	0
	Lavatory 2 洗手間 2	1	1	0	0	0	0	0	0	0	0	0	0	0	0
	Store Room 儲物室	4	1	1	2	0	0	0	0	0	0	0	0	1	9
	Store Room (near LAV 1) 儲物室 (近洗手間 1)	2	1	0	2	0	0	0	0	0	0	1	0	0	0
	Store Room (For A/C Outdoor Unit) 儲物室 (放置空調戶外機)	2	2	2	0	0	0	0	0	0	0	0	2	0	0
	Staircase 樓梯	1	0	0	1	0	0	0	0	0	0	0	0	0	0
	Corridor 走廊	11	4	0	6	0	0	0	0	0	0	1	0	1	0
	Store Room (near LAV) 儲物室 (近洗手間)	2	1	0	2	0	0	0	0	1	0	0	0	0	0
Lavatory (near STORE) 洗手間 (近儲物室)	2	1	1	0	0	0	0	1	1	0	0	0	0	0	

## Notes :

- “1, 2, .....”denotes the quantity of such provision(s) provided in the residential property.
- The quantity of the lighting switch shown in the schedule denotes the quantity of switch faceplate.
- 4/F, 13/F & 14/F are omitted.

## 備註:

- “1, 2, .....” 表示提供於該住宅物業內的裝置數量。
- 說明表所顯示的燈掣數量是表示燈掣面板的數量。
- 不設 4 樓、13 樓及 14 樓。

# Fittings, Finishes and Appliances

## 裝置、裝修物料及設備

Schedule of Mechanical & Electrical Provisions 機電裝置數量說明表  
Flat A (Penthouse) on 21/F, 22/F & 23/F 21樓、22樓及23樓之單位A (Penthouse)

Floor 樓層	Location 位置	Items 項目													
		Lighting Point 燈位	Lighting Switch 燈掣	Power Switch 電掣	Socket Outlet 插座	TV & FM Outlet 電視及電台 天線插座	Telephone Outlet 電話插座	Data Outlet 數據插座	Electric Water Heater Switch 電熱水爐 開關掣	Exhaust Fan Switch 抽氣扇 開關掣	Washing Machine Connection Point 洗衣乾衣機 接駁點	Air- conditioner Point for Indoor Unit 室內空調機 接駁點	Air- conditioner Point for Outdoor Unit 室外空調機 接駁點	Video Door Phone 視像對講機	Miniature Circuit Breakers Board 總電掣箱
21/F 21樓	Living Room 客廳	28	2	3	17	2	0	2	0	0	0	4	0	0	0
	Kitchen 廚房	11	1	1	7	0	0	0	1	1	1	1	0	1	0
	Suite 1 套房1	18	6	2	8	1	1	1	0	1	0	3	0	0	0
	Bathroom 1 浴室1	11	0	0	2	0	0	0	2	0	0	2	0	0	0
	Suite 2 套房2	12	3	1	10	1	1	2	0	1	0	2	0	0	0
	Bathroom 2 浴室2	5	0	0	2	0	0	0	1	0	0	0	0	0	0
	Suite 3 套房3	7	3	2	10	1	1	1	0	1	0	1	0	0	0
	Bathroom 3 浴室3	4	0	0	2	0	0	0	1	0	0	0	0	0	0
	Store Room 儲物室	6	4	1	12	0	1	1	0	0	0	1	0	1	4
	Lavatory 洗手間	3	1	0	1	0	0	0	0	1	0	1	0	0	0
	Staircase 樓梯	2	1	1	1	0	0	0	0	0	0	0	0	0	0
	Corridor 走廊	9	2	0	0	0	0	0	0	0	0	0	0	0	0
	Balcony 露台	0	0	2	0	0	0	0	0	0	0	0	0	0	0
R.S.M.R.R. 垃圾及物料回收房	3	0	0	0	0	0	0	0	0	1	0	0	0	0	
Lavatory (near R.S.M.R.R.) 洗手間 (近垃圾及物料回收房)	2	0	0	0	0	0	0	1	0	0	0	0	0	0	
22/F 22樓	Living Room and Dining Room 客廳及飯廳	62	9	7	30	1	1	1	0	0	0	8	0	0	0
	Kitchen 廚房	3	1	0	4	0	0	0	0	1	0	2	0	1	0
	Lavatory 洗手間	3	1	0	1	0	0	0	0	1	0	0	0	0	0
	Staircase 樓梯	1	1	1	0	0	0	0	0	0	0	0	0	0	0
	Store Room (near LAV) 儲物室 (近洗手間)	2	0	0	2	0	0	0	0	0	0	0	0	0	0
	Store Room (near Living Room) 儲物室 (近客廳)	3	1	1	6	1	1	1	0	0	0	1	0	0	6
	Lavatory (near STORE) 洗手間 (近儲物室)	3	0	0	0	0	0	0	1	0	0	0	0	0	0
	Flat Roof 平台	3	0	0	2	0	0	0	0	0	0	0	0	0	0

Notes :

- “1, 2, .....”denotes the quantity of such provision(s) provided in the residential property.
- The quantity of the lighting switch shown in the schedule denotes the quantity of switch faceplate.
- 4/F, 13/F & 14/F are omitted.

備註:

- “1, 2, .....” 表示提供於該住宅物業內的裝置數量。
- 說明表所顯示的燈掣數量是表示燈掣面板的數量。
- 不設4樓、13樓及14樓。



Schedule of Mechanical & Electrical Provisions 機電裝置數量說明表  
Flat A (Penthouse) on 21/F, 22/F & 23/F 21樓、22樓及23樓之單位A (Penthouse)

Floor 樓層	Location 位置	Items 項目													
		Lighting Point 燈位	Lighting Switch 燈掣	Power Switch 電掣	Socket Outlet 插座	TV & FM Outlet 電視及電台 天線插座	Telephone Outlet 電話插座	Data Outlet 數據插座	Electric Water Heater Switch 電熱水爐 開關掣	Exhaust Fan Switch 抽氣扇 開關掣	Washing Machine Connection Point 洗衣乾衣機 接駁點	Air- conditioner Point for Indoor Unit 室內空調機 接駁點	Air- conditioner Point for Outdoor Unit 室外空調機 接駁點	Video Door Phone 視像對講機	Miniature Circuit Breakers Board 總電掣箱
23/F 23樓	Living Room 客廳	23	4	2	13	1	1	1	0	0	0	3	0	1	3
	Master Bedroom 主人睡房	21	4	3	15	1	1	2	0	0	0	3	0	0	0
	Master Bathroom 1 主人浴室1	15	1	0	3	0	0	0	2	1	0	0	0	0	0
	Master Bathroom 2 主人浴室2	8	0	0	3	0	0	0	1	1	0	1	0	0	0
	Store Room (near MBATH 2) 儲物室 (近主人浴室2)	3	1	1	3	0	0	1	0	0	0	1	0	0	0
	Store Room 儲物室	0	0	0	0	0	0	0	0	0	0	0	0	0	0
	Staircase 樓梯	7	0	0	0	0	0	0	0	0	0	0	0	0	0
	Store Room (near LAV) 儲物室 (近洗手間)	4	1	0	0	0	0	0	0	0	0	0	0	0	0
	Lavatory (near STORE) 洗手間 (近儲物室)	2	1	0	0	0	0	0	1	0	0	0	0	0	0
Flat Roof 平台	1	0	0	0	0	0	0	0	0	0	0	0	0	0	
Roof 天台	Roof 天台	20	0	1	2	0	0	0	0	0	0	0	4	0	0

## Notes :

- “1, 2, .....”denotes the quantity of such provision(s) provided in the residential property.
- The quantity of the lighting switch shown in the schedule denotes the quantity of switch faceplate.
- 4/F, 13/F & 14/F are omitted.

## 備註:

- “1, 2, .....” 表示提供於該住宅物業內的裝置數量。
- 說明表所顯示的燈掣數量是表示燈掣面板的數量。
- 不設4樓、13樓及14樓。

## Service Agreements

### 服務協議

Potable and flushing water is supplied by Water Supplies Department.  
Electricity is supplied by The Hong Kong Electric Company Limited.  
Gas is supplied by The Hong Kong and China Gas Company Limited.

食水及沖廁水由水務署供應。  
電力由香港電燈有限公司供應。  
煤氣由香港中華煤氣有限公司供應。

## Government Rent

### 地稅

The owner is liable for the Government rent payable for the specified residential property up to and including the date of completion of the sale and purchase of that specified residential property (i.e. the date of Assignment of the specified residential property).

擁有人有法律就指明住宅物業責任繳付直至該指明住宅物業買賣完成日(即該指明物業轉讓契日期)為止之地稅。

1. On the delivery of the vacant possession of the specified residential property to the purchaser, the purchaser is liable to reimburse the owner for the deposits for water, electricity and gas.
2. On that delivery, the purchaser is not liable to pay to the owner a debris removal fee.
3. The amount of deposits for water, electricity and gas and debris removal fee is yet to be ascertained at the date on which the sales brochure is printed.

Remark:

The purchaser should pay to the Manager of the Development and not the owner the deposits for water, electricity and gas and the debris removal fee.

1. 在向買方交付指明住宅物業在空置情況下的管有權時，買方須負責向擁有人補還水、電力及煤氣的按金。
2. 在交付時，買方不須向擁有人支付清理廢料的費用。
3. 水、電力及煤氣的按金及清理廢料的費用的金額於售樓說明書的印製日期尚未確定。

備註：

買方須向發展項目管理人而不須向擁有人繳付水、電力及煤氣的按金及清理廢料的費用。

## Defect Liability Warranty Period

### 欠妥之處的保養責任期

Under the agreement for sale and purchase, the defect liability warranty period for the specified residential property and the fittings, finishes and appliances as provided in the sale and purchase agreement is within six (6) months from the date of completion of the sale and purchase.

按買賣合約的規定，指明住宅物業及買賣合約所列出的裝置、裝修物料及設備之欠妥之處的保養責任期為指明住宅物業之成交日期起計六 (6) 個月內。

# Maintenance of Slopes

## 斜坡維修

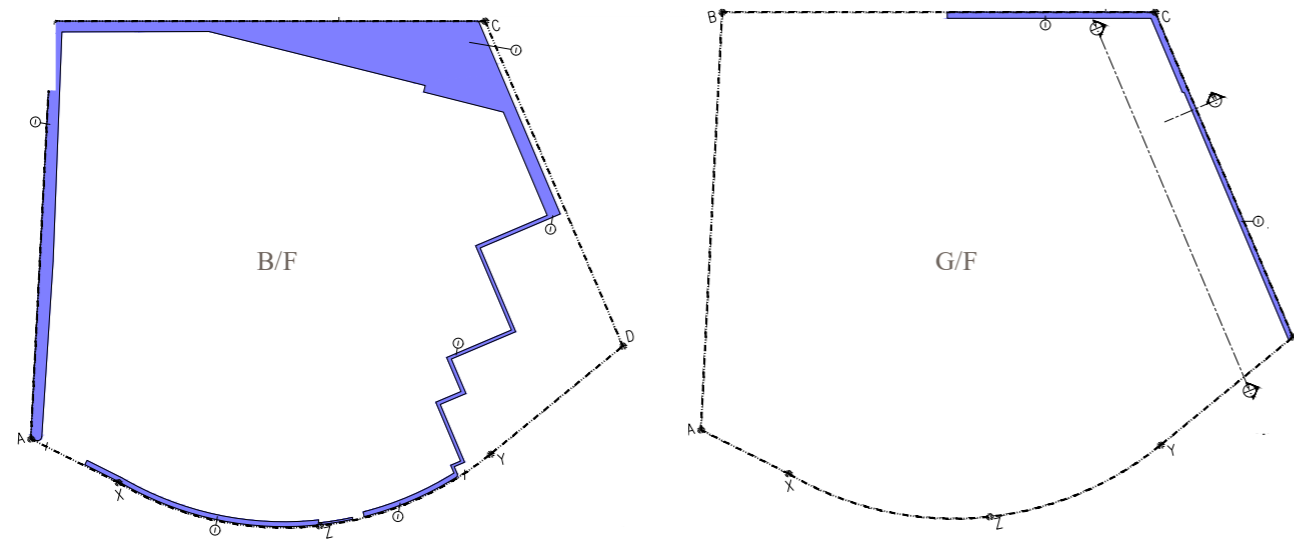
### 1. Special Condition No.(5) of the Land Grant stipulates that:-

"Where any cutting away, removal or setting back of adjacent or nearby hillside or banks or any building up or filling in is required for the purpose of or in connection with the formation, levelling or development of the lot or any part thereof, the purchaser shall construct or bear the cost of the construction of such retaining walls or other support as shall or may then or at any time thereafter be necessary to protect and support such hillside and banks and the lot itself and to obviate and prevent any falling away, landslips or subsidence occurring thereafter, and shall at all times maintain the said retaining walls or other support in good and substantial repair and condition. In the event of any landslide, subsidence or falling away occurring at any time whether in or from the adjacent hillside or banks or in or from the lot itself as a result of any default by the purchaser under this condition, the purchaser shall at his own expense reinstate and make good the same and shall indemnify Government from and against all costs, charges, damages, demands and claims whatsoever which shall or may be made, suffered or incurred through or by reason thereof. If in the opinion of the Director of Public Works the purchaser shall at any time be in default under this condition, then in addition to any other rights or remedies herein provided for breach of any of the conditions hereof the said Director shall be entitled by a notice in writing to call upon the purchaser to carry out such construction and/or maintenance or to reinstate and make good any falling away, landslide or subsidence, and if the purchaser shall neglect or fail to comply with such notice within the period specified therein the said Director may forthwith execute and carry out the work and the purchaser shall on demand repay to Government the cost thereof."

2. Each of the owners of the Residential Units (as defined in the DMC) is obliged to contribute towards the cost of the maintenance works referred to above.

3. The location of Slope Structures (as defined in the DMC) for identification purpose only, is shown coloured indigo on the "Retaining Structure" plan below.

RETAINING STRUCTURE PLAN



4. The Manager is by the DMC, given authority to engage suitable qualified personnel to inspect, keep and maintain in good substantial repair and condition the Slope Structures (as defined in the DMC) (if required by the Land Grant) in accordance with "Geoguide 5 – Guide Slope Maintenance" and the manual relevant to maintenance of such Slope Structures issued by the Geotechnical Engineering Office as amended from time to time, the Slope Maintenance Manual (as defined in the DMC) and with such other guidelines issued from time to time by appropriate Government departments regarding the maintenance of Slope Structures. The owners of the Residential Units shall be responsible for the payment to the Manager of all cost lawfully incurred or to be incurred in carrying out such maintenance and repair works.

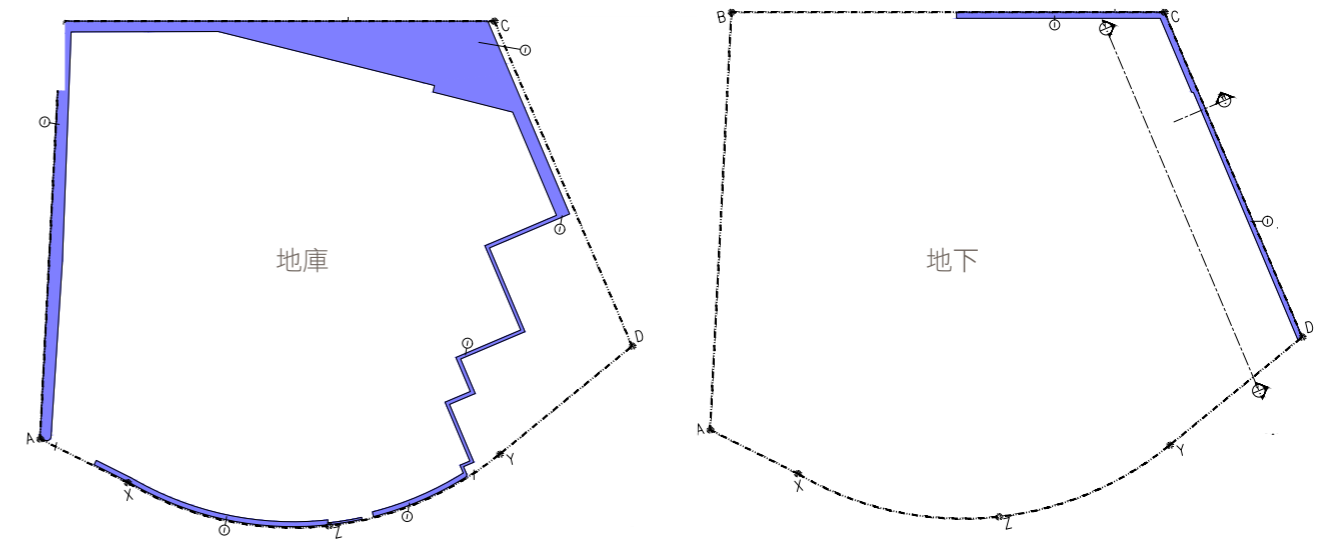
### 1. 批地文件特別條款第（5）條規定：

"如果塑造、平整或開發該地段或其中任何部分需要分割、移除或移後任何毗鄰或毗連的山坡或河堤或需任何堆積或堆填，購買人須興建或出資興建當時或今後必要的護土牆或其他承托物，以便保護與承托該山坡、河堤及該地段本身，並減少及防止在其後發生任何塌方、山泥傾瀉或地陷並在一切時候保持該等護土牆或其他承托物處於修繕妥當的保養及狀態。倘若購買人因未能執行本條件而造成毗鄰山坡、河堤或該地段本身在任何時候發生任何山泥傾瀉、地陷或塌方，購買人須自費修復和彌補並對此產生的所有費用、收費、損害、要求及各種索償彌償政府。如果工務司認為購買人在任何時候未能履行本條款，則除了本條件對違反任何條件規定的其他權利或資助外，司長有權發出書面通知，要求購買人進行該等興建及/或保養或修復及彌補任何塌方、山泥傾瀉或地陷。如果購買人不理會或未能在指定的時間內執行該通知，司長可立即進行上述工程，購買人須在要求時歸還有關費用給政府。"

2. 發展項目每個住宅物業的業主有責任分擔上述保養工程的費用。

3. 斜坡構築物（按公契界定）的位置在以下「檔土結構」圖則上用靛青色標示，作為識別。

檔土結構圖



4. 公契規定管理人具有授權聘請適當及合資格人士按土力工程處印發的「岩土指南第五冊—斜坡維修指南」和有關維修斜坡構築物的指南（以不時的修訂為準）、斜坡保養手冊（按公契界定）及主管政府部門不時對保養斜坡、護土牆及有關構築物發出的其他指引視察、保持及保養斜坡構築物（按公契界定）（如批地文件有所列明）於修繕妥當的狀態。發展項目的住宅物業的業主須負責支付管理人進行上述保養與維修工程所合法支出或將支出的一切費用。



No existing application to the government for a modification of the land grant for this Development has been made.

本發展項目現時並沒有向政府提出申請修訂批地文件。

## Relevant Information

### 有關資料

#### Gondola

During the times for necessary maintenance, inspection, cleaning and repairing of the external walls of the Development by the DMC Manager, the gondola will be operating in the airspace outside windows and/or above the balcony and/or flat roof of flats and/or common flat roofs.

#### 吊船

當公契管理人為發展項目的外牆進行必要的保養、檢查、清潔及維修期間，吊船將會在個別單位的窗外及／或露台之上及／或平台之上及／或公用平台之上的上空進行操作。

## Website Address

### 互聯網網址

The address of the website designated by the Vendor for the Development for the purpose of Part 2 of the Residential Properties (First-hand Sales) Ordinance:

[www.dukesplace.com.hk](http://www.dukesplace.com.hk)

賣方為施行《一手住宅物業銷售條例》第 2 部而就發展項目指定的互聯網網站的網址：

[www.dukesplace.com.hk](http://www.dukesplace.com.hk)

# Information in Application for Concession on Gross Floor Area of Building

## 申請建築物總樓面面積寬免的資料

### Breakdown of Gross Floor Area Concessions Obtained for All Features

Latest information on breakdown of GFA concessions as shown on the general building plans submitted to and approved by the Building Authority (BA) prior to the printing of the sales brochure is tabulated below. Information marked (#) may be based on information provided by the Authorized Person if the sales brochure is printed prior to submission of the final amendment plans to the BA. The breakdown of GFA concessions may be subject to further changes until final amendment plans are submitted to and approved by the BA prior to the issuance of the occupation permit for the Development.

### 獲寬免總樓面面積的設施分項

於印製售樓說明書前呈交予並已獲建築事務監督批准的一般建築圖則上有關總樓面面積寬免的分項的最新資料，請見下表。如印製售樓說明書時尚未呈交最終修訂圖則予建築事務監督，則有 (#) 號的資料可以由認可人士提供的資料作為基礎。直至最終修訂圖則於發出佔用許可證前呈交予並獲建築事務監督批准前，以下分項資料仍可能有所修改。

Disregarded GFA under Building (Planning) Regulations 23(3)(b) 根據《建築物（規劃）規例》第 23(3)(b) 條不計算的總樓面面積		Area (m <sup>2</sup> ) 面積 (平方米)
1. (#)	Carpark and loading/unloading area excluding public transport terminus 停車場及上落客貨地方（公共交通總站除外）	Not Applicable 不適用
2.	Plant rooms and similar services 機房及相類設施	
2.1	Mandatory feature or essential plant room, area of which is limited by respective Practice Notes for Authorized Persons, Registered Structural Engineers and Registered Geotechnical Engineers (PNAP) or regulation such as lift machine room, telecommunications and broadcasting (TBE) room, refuse storage and material recovery chamber, etc. 所佔面積受相關《認可人士、註冊結構工程師及註冊岩土工程師作業備考》（《作業備考》）或規例限制的強制性設施或必要機房，例如升降機機房、電訊及廣播設備室、垃圾及物料回收房等	102.044
2.2(#)	Mandatory feature or essential plant room, area of which is NOT limited by any PNAP or regulation such as room occupied solely by fire services installations (FSI) and equipment, meter room, transformer room, potable and flushing water tank, etc. 所佔面積不受任何《作業備考》或規例限制的強制性設施或必要機房，例如僅由消防裝置及設備佔用的房間、電錶房、電力變壓房、食水及鹹水缸等	350.769
2.3	Non-mandatory or non-essential plant room such as air-conditioning plant room (A/C), air handling unit (AHU) room, etc. 非強制性或非必要機房，例如空調機房、送風櫃房等	Not Applicable 不適用
Green Features under Joint Practice Notes 1 and 2 根據聯合作業備考第 1 及第 2 號提供的環保設施		Area (m <sup>2</sup> ) 面積 (平方米)
3.	Balcony 露台	Not Applicable 不適用
4.	Wider common corridor and lift lobby 加闊的公用走廊及升降機大堂	Not Applicable 不適用
5.	Communal sky garden 公用空中花園	Not Applicable 不適用
6.	Acoustic fin 隔聲鰭	Not Applicable 不適用
7.	Wing wall, wind catcher and funnel 翼牆、捕風器及風斗	Not Applicable 不適用
8.	Non-structural prefabricated external wall 非結構預製外牆	Not Applicable 不適用
9.	Utility platform 工作平台	Not Applicable 不適用
10.	Noise barrier 隔音屏障	Not Applicable 不適用

# Information in Application for Concession on Gross Floor Area of Building

## 申請建築物總樓面面積寬免的資料

Amenity Features 適意設施		Area (m <sup>2</sup> ) 面積 (平方米)
11.	Caretaker's quarters, counter, office, store, guard room and lavatory for watchman and management staff and owners' corporation office 管理員宿舍、供保安人員和管理處員工使用的櫃位、辦事處、貯物室、警衛室和廁所，以及業主立案法團辦事處	Not Applicable 不適用
12.	Residential recreational facilities including void, plant room, swimming pool filtration plant room, covered walkway, etc. serving solely the recreational facilities 住宅康樂設施，包括僅供康樂設施使用的中空空間、機房、游泳池的濾水器機房、有蓋人行道等	Not Applicable 不適用
13.	Covered landscaped and play area 有蓋的園景區及遊樂場地	Not Applicable 不適用
14.	Horizontal screen/covered walkway and trellis 橫向屏障／有蓋人行道及花棚	Not Applicable 不適用
15.	Larger lift shaft 擴大升降機槽	Not Applicable 不適用
16.	Chimney shaft 煙囪管道	Not Applicable 不適用
17.	Other non-mandatory or non-essential plant room, such as boiler room, satellite master antenna television (SMATV) room. 其他非強制性或非必要機房，例如鍋爐房、衛星電視共用天線房	Not Applicable 不適用
18. <sup>(#)</sup>	Pipe duct, air duct for mandatory feature or essential plant room 強制性設施或必要機房所需的管槽及氣槽	Not Applicable 不適用
19.	Pipe duct, air duct for non-mandatory or non-essential plant room 非強制性設施或非必要機房所需的管槽及氣槽	Not Applicable 不適用
20.	Plant room, pipe duct, air duct for environmentally friendly system and feature 環保系統及設施所需的機房、管槽及氣槽	Not Applicable 不適用
21.	Void in duplex domestic flat and house 複式住宅單位及洋房的中空空間	Not Applicable 不適用
22.	Sunshade and reflector 遮陽篷及反光罩	Not Applicable 不適用
23. <sup>(#)</sup>	Minor projection such as A/C box, A/C platform, window cill and projecting window 小型伸出物，例如空調機箱、空調機平台、窗檻及伸出的窗台	Not Applicable 不適用
24.	Other projection such as A/C box and platform not covered in paragraph 3(b) and (c) of PNAP APP-19 《作業備考》APP-19 第 3(b) 及 (c) 段沒有涵蓋的其他伸出物，如空調機箱及空調機平台	Not Applicable 不適用

## Information in Application for Concession on Gross Floor Area of Building

### 申請建築物總樓面面積寬免的資料

Other Exempted Items 其他項目		Area (m <sup>2</sup> ) 面積 (平方米)
25 <sup>(#)</sup>	Refuge floor including refuge floor cum sky garden 庇護層，包括庇護層兼空中花園	Not Applicable 不適用
26.	Covered area under large projecting/ overhanging feature 大型伸出/外懸設施下的有蓋地方	Not Applicable 不適用
27.	Public transport terminus 公共交通總站	Not Applicable 不適用
28. <sup>(#)</sup>	Party structure and common staircase 共用構築物及公用樓梯	Not Applicable 不適用
29. <sup>(#)</sup>	Horizontal area of staircase, lift shaft and vertical duct solely serving floor accepted as not being accountable for GFA. 僅供獲接納不計入總樓面面積的樓層使用的樓梯、升降機槽及垂直管道的水平面積	Not Applicable 不適用
30.	Public passage 公眾通道	Not Applicable 不適用
31.	Covered set back area 有蓋的後移部分	Not Applicable 不適用
Bonus GFA 額外總樓面面積		Area (m <sup>2</sup> ) 面積 (平方米)
32.	Bonus GFA 額外總樓面面積	Not Applicable 不適用
Additional Green Features under Joint Practice Note (No. 8) 根據聯合作業備考 (第 8 號) 提供的額外環保設施		Area (m <sup>2</sup> ) 面積 (平方米)
33.	Buildings adopting Modular Integrated Construction 採用「組裝合成」建築法的樓宇	Not Applicable 不適用

**Note:**

The above table is based on the requirements as stipulated in Practice Note for Authorized Persons, Registered Structural Engineers and Registered Geotechnical Engineers ADM-2 issued by the Buildings Department. The Buildings Department may revise such requirements from time to time as appropriate.

**備註：**

上述表格是根據屋宇署所發出的《認可人士、註冊結構工程師及註冊岩土工程師作業備考》ADM-2 規定的要求而制訂的。屋宇署會按實際需要不時更改有關要求。

The approved general building plans of this Development are not subject to the requirements stipulated in the Practice Note for Authorized Persons, Registered Structural Engineers and Registered Geotechnical Engineers APP-151 issued by the Building Authority. Environmental assessment and information on the estimated energy performance or consumption for the common parts of this Development were not required to be submitted to the Building Authority as a prerequisite for the granting of gross floor area concessions.

本發展項目的經批准一般建築圖則不受由建築事務監督發出的《認可人士、註冊結構工程師及註冊岩土工程師作業備考》APP-151 規定規限。本發展項目的環境評估及公用部分的預計能量表現或消耗的資料無呈交建築事務監督，以作為批予總樓面面積寬免的先決條件。



Date of printing of this Sales Brochure: 29 March 2019

本售樓說明書印製日期: 2019年3月29日

Possible Future Change

日後可能出現改變

There may be future changes to the Development and the surrounding areas.

發展項目及其周邊地區日後可能出現改變。

# Examination Record

## 檢視紀錄

Examination/Revision Date 檢視/修改日期	Page Number in revised version with examination date on 29 March 2019 2019年3月29日檢視版本之頁次	Page Number in revised version with examination date on 18 April 2019 2019年4月18日檢視版本之頁次	Revision Made 所作修改
18 April 2019 2019年4月18日	35	35	Floor Plan of Residential Properties in the Development is updated 更新發展項目的住宅物業的樓面平面圖
	55, 56	55, 56	Summary of Deed of Mutual Covenant is updated 更新公契的摘要
	73, 83, 86, 105, 102, 110	73, 83, 86, 105, 102, 110	Fittings, Finishes and Appliances are updated 更新裝置、裝修物料及設備
Examination/Revision Date 檢視/修改日期	Page Number in revised version with examination date on 18 April 2019 2019年4月18日檢視版本之頁次	Page Number in revised version with examination date on 18 July 2019 2019年7月18日檢視版本之頁次	Revision Made 所作修改
18 July 2019 2019年7月18日	12	12	Location plan of the Development is updated 更新發展項目的所在位置圖
	16	16	Outline Zoning Plan Relating to the Development is updated 更新關乎發展項目的分區計劃大綱圖
	27, 29, 35, 37	27, 29, 35, 37	Floor Plans of Residential Properties in the Development are updated 更新發展項目的住宅物業的樓面平面圖
	50, 51	50, 51	Area of Residential Properties in the Development is updated 更新發展項目中的住宅物業的面積
	71-75, 79, 80, 84, 85, 97-113, 118, 119, 120	71-75, 79, 80, 84, 85, 97-113, 118, 119, 120	Fittings, Finishes and Appliances are updated 更新裝置、裝修物料及設備
Examination/Revision Date 檢視/修改日期	Page Number in revised version with examination date on 18 July 2019 2019年7月18日檢視版本之頁次	Page Number in revised version with examination date on 18 October 2019 2019年10月18日檢視版本之頁次	Revision Made 所作修改
18 October 2019 2019年10月18日	12	12	Location plan of the Development is updated 更新發展項目的所在位置圖
Examination/Revision Date 檢視/修改日期	Page Number in revised version with examination date on 18 October 2019 2019年10月18日檢視版本之頁次	Page Number in revised version with examination date on 17 January 2020 2020年1月17日檢視版本之頁次	Revision Made 所作修改
17 January 2020 2020年1月17日	21, 29	21, 29	Floor Plans of Residential Properties in the Development are updated 更新發展項目的住宅物業的樓面平面圖
Examination/Revision Date 檢視/修改日期	Page Number in revised version with examination date on 17 January 2020 2020年1月17日檢視版本之頁次	Page Number in revised version with examination date on 17 April 2020 2020年4月17日檢視版本之頁次	Revision Made 所作修改
17 April 2020 2020年4月17日	21, 23, 29	21, 23, 29	Floor Plans of Residential Properties in the Development are updated 更新發展項目的住宅物業的樓面平面圖
	97-103	97-103	Fittings, Finishes and Appliances are updated 更新裝置、裝修物料及設備

Examination/Revision Date 檢視/修改日期	Page Number in revised version with examination date on 17 April 2020 2020年4月17日檢視版本之頁次	Page Number in revised version with examination date on 17 July 2020 2020年7月17日檢視版本之頁次	Revision Made 所作修改
17 July 2020 2020年7月17日	12	12	Location plan of the Development is updated 更新發展項目的所在位置圖
	13	13, 13A, 13B, 13C	Aerial photograph of the Development are updated 更新發展項目的鳥瞰照片
	-	13D	This page is left blank intentionally 此頁保留空白
	23	23	Floor Plans of Residential Properties in the Development are updated 更新發展項目的住宅物業的樓面平面圖
	70-80, 92, 98, 104	70-80, 92, 98, 104	Fittings, Finishes and Appliances are updated 更新裝置、裝修物料及設備
Examination/Revision Date 檢視/修改日期	Page Number in revised version with examination date on 17 July 2020 2020年7月17日檢視版本之頁次	Page Number in revised version with examination date on 15 October 2020 2020年10月15日檢視版本之頁次	Revision Made 所作修改
15 October 2020 2020年10月15日	11	11	Information on Property Management is updated 更新物業管理的資料
	12	12	Location plan of the Development is updated 更新發展項目的所在位置圖
	21, 23, 25, 27, 29, 31, 33, 35, 37	21, 23, 25, 27, 29, 31, 33, 35, 37	Floor Plans of Residential Properties in the Development are updated 更新發展項目的住宅物業的樓面平面圖
	69, 70, 72, 74, 79, 80, 82, 83, 89-94, 97, 101	69, 70, 72, 74, 79, 80, 82, 83, 89-94, 97, 101	Fittings, Finishes and Appliances are updated 更新裝置、裝修物料及設備
Examination/Revision Date 檢視/修改日期	Page Number in revised version with examination date on 15 October 2020 2020年10月15日檢視版本之頁次	Page Number in revised version with examination date on 14 January 2021 2021年1月14日檢視版本之頁次	Revision Made 所作修改
14 January 2021 2021年1月14日	12	12	Location plan of the Development is updated 更新發展項目的所在位置圖
	13, 13A, 13B, 13C	13, 13A, 13B, 13C	Aerial photograph of the Development are updated 更新發展項目的鳥瞰照片
	16	16	Outline Zoning Plan Relating to the Development is updated 更新關乎發展項目的分區計劃大綱圖
	44, 45, 46, 47, 48	44, 45, 46, 46A, 47, 47A, 48, 48A, 49A	Floor Plans of Residential Properties in the Development are updated 更新發展項目的住宅物業的樓面平面圖
	79, 89, 91-94, 97-103, 120-121	79, 89, 91-94, 97-103, 120-121	Fittings, Finishes and Appliances are updated 更新裝置、裝修物料及設備

# Examination Record

## 檢視紀錄

Examination/Revision Date 檢視/修改日期	Page Number in revised version with examination date on 14 January 2021 2021年1月14日檢視版本之頁次	Page Number in revised version with examination date on 14 April 2021 2021年4月14日檢視版本之頁次	Revision Made 所作修改
14 April 2021 2021年4月14日	13, 13A	13, 13A	Aerial photograph of the Development are updated 更新發展項目的鳥瞰照片
	-	44A, 45A	Floor Plans of Residential Properties in the Development are updated 更新發展項目的住宅物業的樓面平面圖
	78, 88, 93, 97, 98, 99, 100, 101, 102, 118, 119	78, 88, 93, 97, 98, 99, 100, 101, 102, 118, 119	Fittings, Finishes and Appliances are updated 更新裝置、裝修物料及設備
Examination/Revision Date 檢視/修改日期	Page Number in revised version with examination date on 14 April 2021 2021年4月14日檢視版本之頁次	Page Number in revised version with examination date on 14 July 2021 2021年7月14日檢視版本之頁次	Revision Made 所作修改
14 July 2021 2021年7月14日	12	12	Location plan of the Development is updated 更新發展項目的所在位置圖
	13, 13A	13, 13A	Aerial photograph of the Development are updated 更新發展項目的鳥瞰照片
	104	104	Fittings, Finishes and Appliances is updated 更新裝置、裝修物料及設備
Examination/Revision Date 檢視/修改日期	Page Number in revised version with examination date on 14 July 2021 2021年7月14日檢視版本之頁次	Page Number in revised version with examination date on 13 October 2021 2021年10月13日檢視版本之頁次	Revision Made 所作修改
13 October 2021 2021年10月13日	1, 2, 3, 4, 5	1, 2, 3, 4, 5	Notes to Purchasers of First-Hand Residential Properties is updated 更新一手住宅物業買家須知
Examination/Revision Date 檢視/修改日期	Page Number in revised version with examination date on 13 October 2021 2021年10月13日檢視版本之頁次	Page Number in revised version with examination date on 13 January 2022 2022年1月13日檢視版本之頁次	Revision Made 所作修改
13 January 2022 2022年1月13日	-	-	No Revision made 並無作出修改
Examination/Revision Date 檢視/修改日期	Page Number in revised version with examination date on 13 January 2022 2022年1月13日檢視版本之頁次	Page Number in revised version with examination date on 10 February 2022 2022年2月10日檢視版本之頁次	Revision Made 所作修改
10 February 2022 2022年2月10日	22, 23, 25	22, 23, 25	Floor Plans of Residential Properties in the Development are updated 更新發展項目的住宅物業的樓面平面圖
	71, 94, 97, 101, 105	71, 94, 97, 101, 105	Fittings, Finishes and Appliances are updated 更新裝置、裝修物料及設備
Examination/Revision Date 檢視/修改日期	Page Number in revised version with examination date on 10 February 2022 2022年2月10日檢視版本之頁次	Page Number in revised version with examination date on 10 May 2022 2022年5月10日檢視版本之頁次	Revision Made 所作修改
10 May 2022 2022年5月10日	23	23	Floor Plans of Residential Properties in the Development are updated 更新發展項目的住宅物業的樓面平面圖
Examination/Revision Date 檢視/修改日期	Page Number in revised version with examination date on 10 May 2022 2022年5月10日檢視版本之頁次	Page Number in revised version with examination date on 10 August 2022 2022年8月10日檢視版本之頁次	Revision Made 所作修改
10 August 2022 2022年8月10日	13, 13A, 13B	13, 13A, 13B	Aerial photograph of the Development are updated 更新發展項目的鳥瞰照片



Examination/Revision Date 檢視/修改日期	Page Number in revised version with examination date on 10 August 2022 2022年8月10日檢視版本之頁次	Page Number in revised version with examination date on 10 November 2022 2022年11月10日檢視版本之頁次	Revision Made 所作修改
10 November 2022 2022年11月10日	13, 13A	13, 13A	Aerial photograph of the Development are updated 更新發展項目的鳥瞰照片
	13B	13B	Aerial photograph of the Development is deleted and replaced with a blank page 刪除發展項目的鳥瞰照片並換上空頁
Examination/Revision Date 檢視/修改日期	Page Number in revised version with examination date on 10 November 2022 2022年11月10日檢視版本之頁次	Page Number in revised version with examination date on 10 February 2023 2023年2月10日檢視版本之頁次	Revision Made 所作修改
10 February 2023 2023年2月10日	12	12	Location plan of the Development is updated 更新發展項目的所在位置圖
Examination/Revision Date 檢視/修改日期	Page Number in revised version with examination date on 10 February 2023 2023年2月10日檢視版本之頁次	Page Number in revised version with examination date on 10 May 2023 2023年5月10日檢視版本之頁次	Revision Made 所作修改
10 May 2023 2023年5月10日	3, 5	3, 5	Notes to Purchasers of First-hand Residential Properties is updated 更新一手住宅物業買家須知
	12	12	Location plan of the Development is updated 更新發展項目的所在位置圖
	13, 13A	13, 13A	Aerial photographs of the Development are updated 更新發展項目的鳥瞰照片
Examination/Revision Date 檢視/修改日期	Page Number in revised version with examination date on 10 May 2023 2023年5月10日檢視版本之頁次	Page Number in revised version with examination date on 10 August 2023 2023年8月10日檢視版本之頁次	Revision Made 所作修改
10 August 2023 2023年8月10日	12	12	Location plan of the Development is updated 更新發展項目的所在位置圖
Examination/Revision Date 檢視/修改日期	Page Number in revised version with examination date on 10 August 2023 2023年8月10日檢視版本之頁次	Page Number in revised version with examination date on 10 November 2023 2023年11月10日檢視版本之頁次	Revision Made 所作修改
10 November 2023 2023年11月10日	12	12	Location plan of the Development is updated 更新發展項目的所在位置圖
	126, 127, 128	126, 127, 128	Information in application for concession on gross floor area of building is updated 更新申請建築物總樓面面積寬免的資料
Examination/Revision Date 檢視/修改日期	Page Number in revised version with examination date on 10 November 2023 2023年11月10日檢視版本之頁次	Page Number in revised version with examination date on 9 February 2024 2024年2月9日檢視版本之頁次	Revision Made 所作修改
9 February 2024 2024年2月9日	12	12	Location plan of the Development is updated 更新發展項目的所在位置圖
	13, 13A	13, 13A	Aerial photographs of the Development are updated 更新發展項目的鳥瞰照片

# Examination Record

## 檢視紀錄

Examination/Revision Date 檢視/修改日期	Page Number in revised version with examination date on 9 February 2024 2024年2月9日檢視版本之頁次	Page Number in revised version with examination date on 7 May 2024 2024年5月7日檢視版本之頁次	Revision Made 所作修改
7 May 2024 2024年5月7日	12	12	Location plan of the Development is updated 更新發展項目的所在位置圖
	13, 13A	13, 13A	Aerial photographs of the Development are updated 更新發展項目的鳥瞰照片
Examination/Revision Date 檢視/修改日期	Page Number in revised version with examination date on 7 May 2024 2024年5月7日檢視版本之頁次	Page Number in revised version with examination date on 7 August 2024 2024年8月7日檢視版本之頁次	Revision Made 所作修改
7 August 2024 2024年8月7日	12	12	Location plan of the Development is updated 更新發展項目的所在位置圖
	13B, 13C	13B, 13C	Aerial photographs of the Development are updated 更新發展項目的鳥瞰照片
Examination/Revision Date 檢視/修改日期	Page Number in revised version with examination date on 7 August 2024 2024年8月7日檢視版本之頁次	Page Number in revised version with examination date on 7 November 2024 2024年11月7日檢視版本之頁次	Revision Made 所作修改
7 November 2024 2024年11月7日	12	12	Location plan of the Development is updated 更新發展項目的所在位置圖
	13	13	Aerial photograph of the Development is updated 更新發展項目的鳥瞰照片
	13A, 13B, 13C	13A, 13B, 13C	Aerial photographs of the Development are deleted and replaced with a blank page 刪除發展項目的鳥瞰照片並換上空頁
Examination/Revision Date 檢視/修改日期	Page Number in revised version with examination date on 7 November 2024 2024年11月7日檢視版本之頁次	Page Number in revised version with examination date on 6 February 2025 2025年2月6日檢視版本之頁次	Revision Made 所作修改
6 February 2025 2025年2月6日	7	7	Information on vendor and others involved in the development is revised 更改賣方及有參與發展項目的其他人的資料
	12	12	Location plan of the Development is updated 更新發展項目的所在位置圖



